

MEMORANDUM

To: Mayor and City Council

From: Chris Pike, Finance Director

Date: November 12, 2013

Subject: **YTD Financial Report for September 30, 2013**

Following are the financial highlights for through our third quarter. September continues to show strong revenues. E911 revenues still are covering E911 expenditures with no transfers from the General Fund. Hotel Taxes continue to be strong as we approach the \$2 million mark for 2013 in receipts. Property tax receipts are coming in as expected and about \$200,000 above this point in 2012. Previous highlights remain true including the new state law for motor vehicle taxes having the City at our annual budgeted amount with five months left in the year. The state recently announced the Insurance Premiums Tax for the City and we received the payment of the \$2.3 million for fiscal year. That amount is 10% over the budgeted amount and slightly higher than last year's payment.

Expenses are as expected with a few variances. With the strong revenue numbers and expenses as planned, I was able to follow Council's direction and pay off the remaining balance of our capital leases issued to fund our initial startup capital needs. A budget amendment to capture this last payment, the HOST amendment, additional payments due for permitting revenue split and some minor adjustments will come at a later date. In the meantime, some departments are showing an overall deficit due solely to the additional debt payment to retire our GMA leases early.


RECOMMENDED ACTION

For Discussion Only

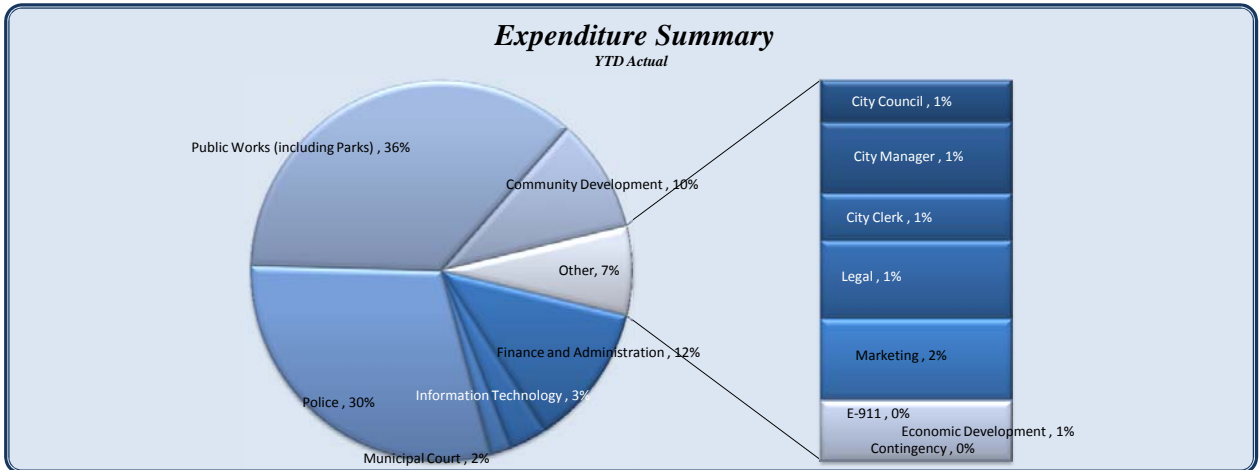
As Finance Director, I have reviewed this report. I am not aware of any material untrue statements or material omission; nor do I consider anything misleading. The financial statements and related information fairly present the financial condition and the results in all material respects. Management is responsible for internal controls and periodically evaluates these internal controls. No deficiencies in internal controls were discovered.

City of Dunwoody
YTD Statement of Revenues and
Expenses Through September 30, 2013

<i>Revenues & Resources</i>	Total Annual	YTD Budget	YTD Actual	YTD Variance		Prior YTD Actual	Flux		
	Budget			(\$ '000)				Prior YTD Actual	Flux
				(% of YTD Budget)					
Taxes	18,394,000	11,655,509	12,617,902	962	108%	11,715,255	902,647		
Licenses & Permits	1,372,000	759,000	967,963	209	128%	1,061,543	(93,579)		
Intergovernmental Revenues	-	-	-	-	-	33,500	(33,500)		
Other Charges for Services	402,000	214,747	228,791	14	107%	234,508	(5,717)		
Fines & Forfeitures	1,470,000	1,022,497	994,752	(28)	97%	849,926	144,826		
Investment Income	5,000	3,753	8,721	5	232%	9,367	(646)		
Contributions & Donations from Private Sources	8,500	7,251	10,825	4	149%	93,395	(82,570)		
Miscellaneous Revenue	94,000	70,497	95,016	25	135%	97,594	(2,577)		
Other Financing Sources	600,000	-	295,009	295	-	-	295,009		
Use of Prior Year Reserves	2,894,314	2,894,314	2,894,314	-	100%	-	2,894,314		
Total Revenues & Resources	25,239,814	16,627,568	18,113,295	1,486	109%	14,095,087	4,018,207		



<i>Expenditures</i>	Total Annual	YTD Budget	YTD Actual	Variance		Prior YTD Actual	Flux		
	Budget			(\$ '000)				Prior YTD Actual	Flux
				(% of YTD Budget)					
City Council	217,712	176,067	151,841	24	86%	137,757	(14,084)		
City Manager	345,846	265,678	255,023	11	96%	225,143	(29,880)		
City Clerk	267,216	218,640	170,283	48	78%	109,093	(61,190)		
Legal	395,000	307,000	281,163	26	92%	366,872	85,710		
Finance and Administration	3,052,584	2,372,150	2,189,824	182	92%	1,761,011	(428,812)		
Information Technology	597,180	483,527	577,165	(94)	119%	451,642	(125,523)		
Marketing	452,428	340,714	288,822	52	85%	199,497	(89,326)		
Municipal Court	424,650	338,375	321,392	17	95%	267,572	(53,820)		
Police	6,584,378	5,222,250	5,365,184	(143)	103%	4,258,330	(1,106,853)		
E-911	368,096	286,441	5,404	281	2%	200,887	195,482		
Public Works (including Parks)	8,565,824	6,982,265	6,542,548	440	94%	4,679,954	(1,862,594)		
Community Development	2,446,762	1,890,917	1,758,674	132	93%	1,640,818	(117,856)		
Economic Development	297,682	239,474	216,746	23	91%	-	(216,746)		
Contingency	575,000	431,253	-	431	0%	-	-		
Total Expenditures	24,590,358	19,554,753	18,124,069	1,431	93%	14,298,576	(3,825,493)		



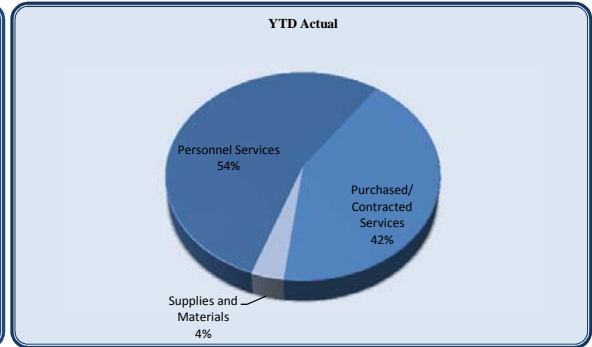
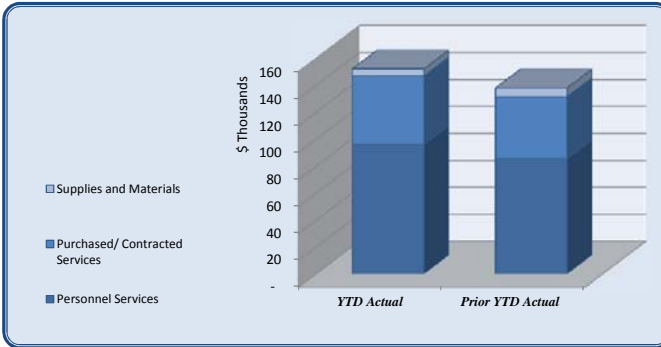
Total Revenues over/(under) Expenditures	649,456	(2,927,185)	(10,774)	2,916,411		(203,489)	192,714
-------------------------------------------------	----------------	--------------------	-----------------	------------------	--	------------------	----------------

City of Dunwoody
YTD Statement of Revenues and
Expenses Through September 30, 2013

Revenues	Total Annual	YTD Budget	YTD Actual	Variance		Prior YTD Actual	Flux
	Budget			(\$ '000)	(% of YTD Budget)		
Real Property Tax	4,620,000	2,510,000	2,545,794	36	101%	2,339,402	206,393
Personal Property Tax	360,000	180,000	201,431	21	112%	173,553	27,878
Motor Vehicle	300,000	225,000	453,076	228	201%	256,607	(196,469)
Intangibles (Reg & Recording)	60,000	45,000	41,531	(3)	92%	42,124	(593)
Franchise Fees	3,400,000	3,175,000	3,276,374	101	103%	3,485,361	(208,987)
Homestead Option Sales Tax	3,000,000	1,500,000	2,007,832	508	134%	1,537,569	470,263
Hotel/Motel Tax	1,176,000	882,000	931,888	50	106%	831,803	100,085
Alcoholic Beverage Excise Tax	560,000	420,003	465,663	46	111%	442,725	22,937
MVR Excise Tax	95,000	71,253	78,004	7	109%	75,201	2,802
Business & Occupation Tax	2,600,000	2,530,000	2,490,754	(39)	98%	2,407,531	83,223
Insurance Premium Tax	2,100,000	-	-	-	-	-	-
Financial Institutions Tax	100,000	100,000	109,743	10	110%	113,558	(3,816)
Penalties & int on delinq tax	3,000	2,250	6,413	4	285%	-	6,413
Pen & Int on delinq taxes-Business	20,000	15,003	9,399	(6)	63%	9,819	(420)
Taxes	18,394,000	11,655,509	12,617,902	962	108%	11,715,255	902,647
Alcoholic Beverage Licenses	360,000	-	24,485	24	-	66,385	(41,900)
Other Licenses and Permits	-	-	2,315	2	-	1,050	1,265
Planning & Zoning Fees	12,000	9,000	15,360	6	171%	23,097	(7,737)
Bldg Structures & Equipment	1,000,000	750,000	904,051	154	121%	925,166	(21,115)
Soil Erosion	-	-	21,753	22	-	22,846	(1,093)
Tree Bank	-	-	-	-	-	23,000	(23,000)
Licenses & Permits	1,372,000	759,000	967,963	209	128%	1,061,543	(93,579)
Local Government Grants	-	-	-	-	-	33,500	(33,500)
Intergovernmental Revenues	-	-	-	-	-	33,500	(33,500)
Election Qualifying Fees	-	-	2,880	3	-	-	2,880
Sale of maps and publications	-	-	326	0	-	-	326
Special Police Services	10,000	7,497	12,680	5	169%	13,430	(750)
Fingerprinting Fee	5,000	3,753	5,057	1	135%	5,198	(142)
Public Safety-Other	36,000	27,000	26,861	(0)	99%	30,425	(3,564)
Special Assessments	20,000	10,000	10,901	1	109%	10,212	689
Streetlight Fees	327,000	163,500	156,853	(7)	96%	157,622	(770)
Recreation Program Fees	-	-	1,440	1	-	9,670	(8,230)
Pavilion Rentals	4,000	2,997	11,500	9	384%	7,950	3,550
NSF Fees	-	-	294	0	-	-	294
Other Charges for Services	402,000	214,747	228,791	14	107%	234,508	(5,717)
Municipal Court Fines & Forfeitures	1,460,000	1,015,000	994,752	(20)	98%	849,926	144,826
Cash Confiscation	10,000	7,497	-	(7)	0%	-	-
Fines & Forfeitures	1,470,000	1,022,497	994,752	(28)	97%	849,926	144,826
Interest Revenue	5,000	3,753	8,721	5	232%	9,367	(646)
Investment Income	5,000	3,753	8,721	5	232%	9,367	(646)
Contr & Don From Priv Sources	-	-	-	-	-	88,780	(88,780)
Explorer Donations	5,000	3,751	3,325	(0)	89%	4,365	(1,040)
Donations	3,500	3,500	7,500	4	214%	250	7,250
Contributions & Donations from Private Sources	8,500	7,251	10,825	4	149%	93,395	(82,570)
Rents & Royalties	79,000	59,247	55,305	(4)	93%	44,740	(10,565)
Reimb for damaged property	-	-	37,091	37	-	49,592	(12,501)
Other Charges For Services	15,000	11,250	2,620	(9)	23%	3,262	(641)
Miscellaneous Revenue	94,000	70,497	95,016	25	135%	97,594	(2,577)
Transfers In-CU	-	-	294,002	294	-	-	294,002
Proceeds from sale of property	600,000	-	1,007	1	-	-	1,007
Other Financing Sources	600,000	-	295,009	295	-	-	295,009
Residual Equity Transfer	2,894,314	2,894,314	2,894,314	-	100%	-	2,894,314
Total Revenues	25,239,814	16,627,568	18,113,295	1,486	109%	14,095,087	4,018,207

City of Dunwoody
YTD Statement of Revenues and
Expenses Through September 30, 2013

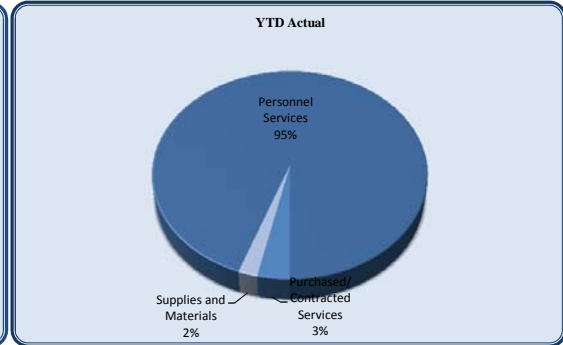
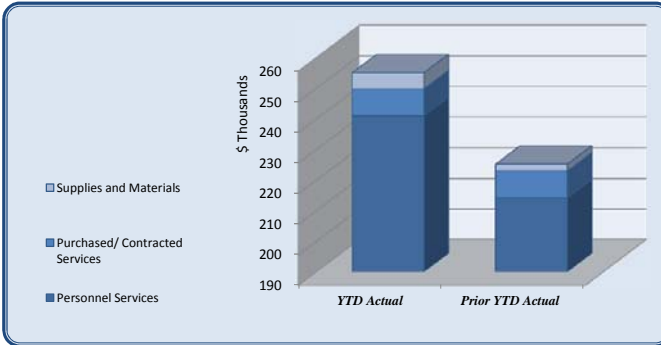
<i>City Council</i>	Total Annual Budget	YTD Budget	YTD Actual	Variance	(% of YTD Budget)	Prior YTD Actual	Flux
				(\$ '000)			(Diff from Prior Year)
Personnel Services	128,712	96,531	95,992	1	99%	85,346	(10,646)
Purchased/ Contracted Services	75,800	69,330	50,760	19	73%	46,094	(4,666)
Supplies and Materials	13,200	10,206	5,090	5	50%	6,318	1,228
Total City Council	217,712	176,067	151,841	24	86%	137,757	(14,084)



<i>City Council</i>	Total Annual Budget	YTD Budget	YTD Actual	Variance	(% of YTD Budget)	Prior YTD Actual	Flux
				(\$ '000)			(Diff from Prior Year)
Regular Salaries	88,000	65,997	66,000	(0)	100%	66,000	-
Group Insurance	33,980	25,485	25,298	0	99%	14,684	(10,614)
Social Security	5,456	4,095	3,804	0	93%	3,779	(26)
Medicare	1,276	954	890	0	93%	884	(6)
Unemployment Insurance	-	-	-	-	-	-	-
Personnel Services	128,712	96,531	95,992	1	99%	85,346	(10,646)
Professional Services	3,000	2,727	1,235	1	45%	1,117	(118)
Technical Services	1,000	747	10	1	1%	103	93
Property/Liability Insurance	40,000	40,000	32,742	7	82%	34,601	1,860
Communications	4,500	3,375	942	2	28%	992	50
Printing & Binding	3,800	2,853	462	2	16%	1,216	754
Travel	10,500	7,875	5,960	2	76%	4,102	(1,859)
Dues & Fees	5,000	3,753	1,725	2	46%	2,388	664
Education & Training	8,000	8,000	7,685	0	96%	1,575	(6,110)
Purchased/ Contracted Services	75,800	69,330	50,760	19	73%	46,094	(4,666)
Supplies	4,000	2,997	1,598	1	53%	1,988	390
Food	4,500	3,690	2,432	1	66%	2,229	(203)
Books & Periodicals	700	522	180	0	34%	244	65
Small Equipment	4,000	2,997	880	2	29%	1,856	976
Supplies and Materials	13,200	10,206	5,090	5	50%	6,318	1,228
Total City Council	217,712	176,067	151,841	24	86%	137,757	(14,084)

City of Dunwoody
YTD Statement of Revenues and
Expenses Through September 30, 2013

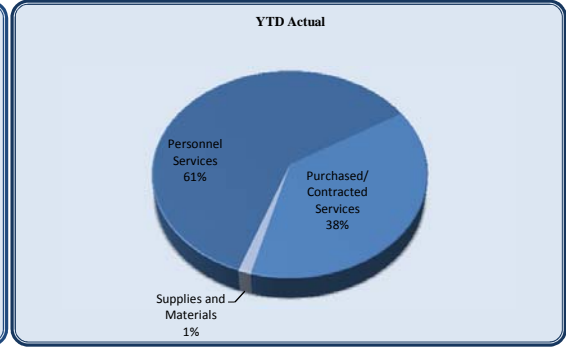
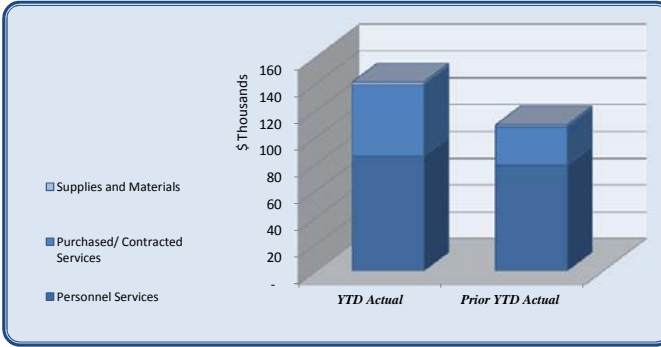
<i>City Manager</i>	Total Annual Budget	YTD Budget	YTD Actual	Variance	(% of YTD Budget)	Prior YTD Actual	Flux
							(Diff from Prior Year)
					(\$ '000)		
Personnel Services	320,448	245,092	241,008	4	98%	214,146	(26,862)
Purchased/ Contracted Services	18,077	14,055	8,760	5	62%	8,809	48
Supplies and Materials	7,321	6,531	5,255	1	80%	2,189	(3,066)
Total City Manager	345,846	265,678	255,023	11	96%	225,143	(29,880)



<i>City Manager</i>	Total Annual Budget	YTD Budget	YTD Actual	Variance	(% of YTD Budget)	Prior YTD Actual	Flux
							(Diff from Prior Year)
					(\$ '000)		
Regular Salaries	241,503	182,777	181,020	2	99%	170,346	(10,674)
Group Insurance	35,441	29,681	27,123	3	91%	16,221	(10,902)
Medicare	3,523	2,646	2,684	(0)	101%	2,430	(254)
Retirement	39,351	29,511	30,181	(1)	102%	25,148	(5,032)
Workers' Compensation	630	477	-	0	0%	-	-
Personnel Services	320,448	245,092	241,008	4	98%	214,146	(26,862)
Professional Services	500	378	-	0	0%	-	-
Communications	2,950	2,214	1,491	1	67%	1,117	(374)
Printing & Binding	800	636	237	0	37%	231	(6)
Travel	5,000	3,753	2,677	1	71%	2,469	(209)
Dues & Fees	5,827	4,374	1,850	3	42%	3,853	2,003
Education & Training	3,000	2,700	2,505	0	93%	1,140	(1,365)
Purchased/ Contracted Services	18,077	14,055	8,760	5	62%	8,809	48
Supplies	2,300	1,960	2,008	(0)	102%	1,084	(924)
Gasoline	-	-	13	(0)	-	-	(13)
Food	1,500	1,125	850	0	76%	699	(151)
Books & Periodicals	300	225	149	0	66%	85	(64)
Small Equipment	3,221	3,221	2,235	1	69%	321	(1,914)
Supplies and Materials	7,321	6,531	5,255	1	80%	2,189	(3,066)
Total City Manager	345,846	265,678	255,023	11	96%	225,143	(29,880)

City of Dunwoody
YTD Statement of Revenues and
Expenses Through September 30, 2013

<i>City Clerk</i>	Total Annual Budget	YTD Budget	YTD Actual	Variance	(% of YTD Budget)	Prior YTD Actual	Flux
					(\$ '000)		(Diff from Prior Year)
Personnel Services	114,281	86,231	85,634	1	99%	78,739	(6,895)
Purchased/ Contracted Services	124,110	105,297	53,415	52	51%	28,814	(24,602)
Supplies and Materials	6,825	5,112	1,930	3	38%	1,540	(389)
Transfers Out	22,000	22,000	29,304	(7)	133%	-	(29,304)
Total City Clerk	267,216	218,640	170,283	48	78%	109,093	(61,190)

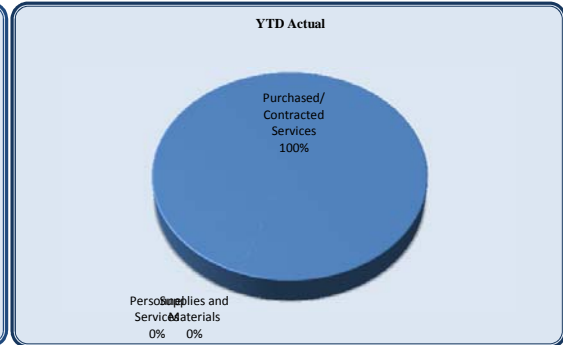
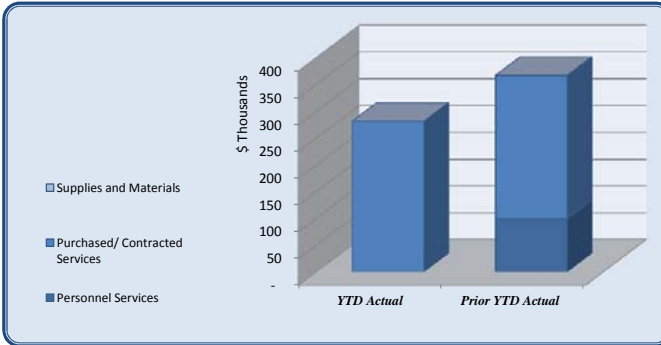


<i>City Clerk</i>	Total Annual Budget	YTD Budget	YTD Actual	Variance	(% of YTD Budget)	Prior YTD Actual	Flux
					(\$ '000)		(Diff from Prior Year)
Salaries	85,654	64,240	64,607	(0)	101%	61,396	(3,211)
Group Insurance	13,085	10,292	9,308	1	90%	6,500	(2,808)
Medicare	1,257	947	973	(0)	103%	890	(83)
Retirement	13,970	10,518	10,745	(0)	102%	9,953	(793)
Unemployment Insurance	-	-	-	-	-	-	-
Workers' Compensation	315	234	-	0	0%	-	-
Personnel Services	114,281	86,231	85,634	1	99%	78,739	(6,895)
Professional Services	65,000	48,753	2,399	46	5%	4,983	2,584
Technical Services	29,450	29,389	29,103	0	99%	-	(29,103)
Repairs and Maintenance	19,200	19,200	16,202	3	84%	17,001	799
Communications	1,630	1,135	1,220	(0)	107%	726	(493)
Advertising	1,000	747	650	0	87%	-	(650)
Printing & Binding	500	378	273	0	72%	-	(273)
Travel	3,580	2,647	1,561	1	59%	3,970	2,409
Dues & Fees	265	198	185	0	93%	591	406
Education & Training	3,485	2,850	1,823	1	64%	1,543	(281)
Purchased/ Contracted Services	124,110	105,297	53,415	52	51%	28,814	(24,602)
Supplies	2,000	1,503	1,093	0	73%	1,032	(61)
Food	400	297	52	0	17%	41	(10)
Books & Periodicals	400	297	-	0	0%	23	23
Small Equipment	4,025	3,015	785	2	26%	444	(341)
Supplies and Materials	6,825	5,112	1,930	3	38%	1,540	(389)
Transfers to Debt Service Fund	22,000	22,000	29,304	(7)	133%	-	(29,304)
Transfers Out	22,000	22,000	29,304	(7)	133%	-	(29,304)
Total City Clerk	267,216	218,640	170,283	48	78%	109,093	(61,190)

City of Dunwoody
YTD Statement of Revenues and
Expenses Through September 30, 2013

<i>Legal</i>	Total Annual Budget	YTD Budget	YTD Actual	Variance	Prior YTD Actual	Flux
				(\$ '000)	(% of YTD Budget)	(Diff from Prior Year)

Personnel Services	-	-	-	-	99,018	99,018
Purchased/ Contracted Services	395,000	307,000	281,125	26	92%	267,176 (13,949)
Supplies and Materials	-	-	38	(0)		679 641
Total Legal	395,000	307,000	281,163	26	92%	366,872 85,710

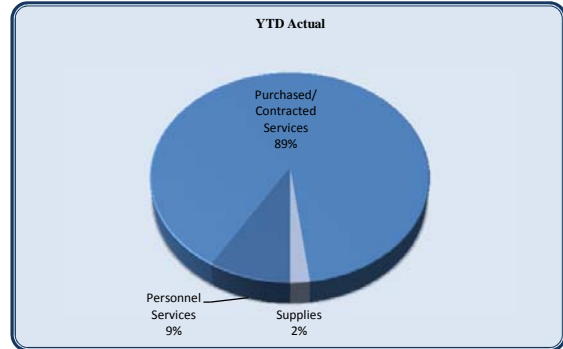
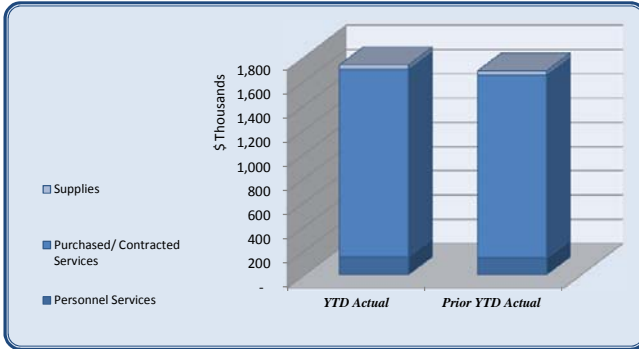


<i>Legal</i>	Total Annual Budget	YTD Budget	YTD Actual	Variance	Prior YTD Actual	Flux
				(\$ '000)	(% of YTD Budget)	(Diff from Prior Year)

Personnel Services	-	-	-	-		99,018 99,018
Professional Services	395,000	307,000	280,963	26	92%	262,867 (18,096)
Technical Services	-	-	-	-		4,288 4,288
Communications	-	-	-	-		21 21
Printing & Binding	-	-	(266)	0		- 266
Travel	-	-	13	(0)		- (13)
Purchased/ Contracted Services	395,000	307,000	281,125	26	92%	267,176 (13,949)
Supplies	-	-	38	(0)		179 141
Food	-	-	-	-		500 500
Supplies and Materials	-	-	38	(0)		679 641
Total Legal	395,000	307,000	281,163	26	92%	366,872 85,710

City of Dunwoody
YTD Statement of Revenues and
Expenses Through September 30, 2013

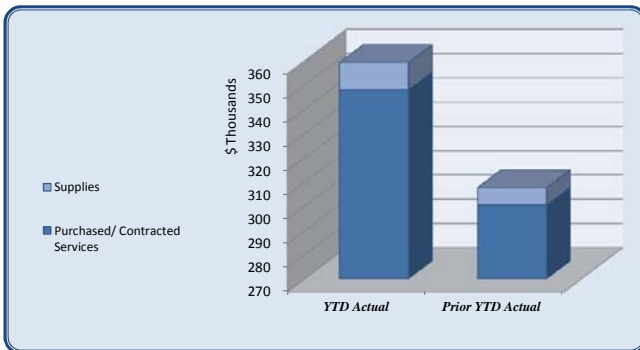
<i>Finance and Administration</i>		Total Annual Budget	YTD Budget	YTD Actual	Variance	(% of YTD Budget)	Prior YTD Actual	Flux
					(\$ '000)			(Diff from Prior Year)
Personnel Services		231,337	173,371	150,810	23	87%	138,967	(11,844)
Purchased/ Contracted Services		2,344,812	1,746,131	1,543,026	203	88%	1,507,594	(35,432)
Supplies		96,435	72,648	35,987	37	50%	34,450	(1,537)
Transfers Out		380,000	380,000	460,000	(80)	121%	80,000	(380,000)
Total Finance and Administration		3,052,584	2,372,150	2,189,824	182	92%	1,761,011	(428,812)



<i>Finance and Administration</i>		Total Annual Budget	YTD Budget	YTD Actual	Variance	(% of YTD Budget)	Prior YTD Actual	Flux
					(\$ '000)			(Diff from Prior Year)
Regular Salaries		128,707	96,294	96,892	(1)	101%	92,585	(4,307)
Group Insurance		19,347	14,508	13,425	1	93%	9,930	(3,495)
Medicare		1,867	1,404	1,398	0	100%	1,276	(122)
Retirement		20,851	15,742	15,961	(0)	101%	14,576	(1,385)
Workers' Compensation		315	234	-	0	0%	-	-
Other Employee Benefits		60,250	45,189	23,135	22	51%	20,600	(2,535)
Personnel Services		231,337	173,371	150,810	23	87%	138,967	(11,844)
Official/Admin Services		1,320,060	937,500	937,498	0	100%	937,498	-
Professional Services		126,340	94,746	52,258	42	55%	60,037	7,779
Technical Services		31,960	30,473	28,332	2	93%	28,279	(53)
Repairs & Maintenance		105,413	80,134	48,657	31	61%	55,836	7,180
Rentals		539,319	404,487	316,303	88	78%	316,113	(190)
Insurance		59,800	55,469	48,251	7	87%	48,975	725
Communications		8,400	6,495	5,272	1	81%	5,116	(156)
Advertising		9,500	7,128	830	6	12%	519	(311)
Printing & Binding		8,900	6,669	3,470	3	52%	6,881	3,411
Travel		5,500	4,131	3,515	1	85%	5,245	1,730
Dues & Fees		75,520	74,527	73,861	1	99%	15,889	(57,972)
Education & Training		32,500	24,372	4,576	20	19%	16,325	11,749
Other Charges		21,600	20,000	20,204	(0)	101%	10,880	(9,324)
Purchased/ Contracted Services		2,344,812	1,746,131	1,543,026	203	88%	1,507,594	(35,432)
Supplies		19,500	14,634	8,164	6	56%	11,194	3,030
Electricity		38,000	28,503	14,369	14	50%	15,135	766
Diesel		10,000	7,499	-	7	0%	-	-
Food		14,280	10,710	4,891	6	46%	4,243	(648)
Books & Periodicals		2,000	1,512	708	1	47%	1,013	305
Small Equipment		12,655	9,790	7,855	2	80%	2,866	-
Supplies		96,435	72,648	35,987	37	50%	34,450	(1,537)
Transfers to Debt Service Fund		80,000	80,000	160,000	(80)	200%	80,000	(80,000)
Transfers to Capital		300,000	300,000	300,000	-	100%	-	(300,000)
Transfers Out		380,000	380,000	460,000	(80)	121%	80,000	(380,000)
Total Finance and Administration		3,052,584	2,372,150	2,189,824	182	92%	1,761,011	(428,812)

City of Dunwoody
YTD Statement of Revenues and
Expenses Through September 30, 2013

Information Technology	Total Annual Budget	YTD Budget	YTD Actual	Variance	Prior YTD Actual	Flux
				(\$ '000)		
Purchased/ Contracted Services	475,841	362,905	348,101	15	96%	(47,612)
Supplies	12,338	11,622	11,064	1	95%	(3,911)
Transfers Out	109,000	109,000	218,000	(109)	200%	(74,000)
Total Information Technology	597,180	483,527	577,165	(94)	119%	(125,523)

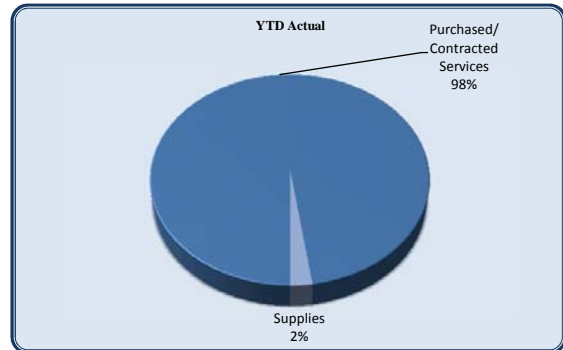
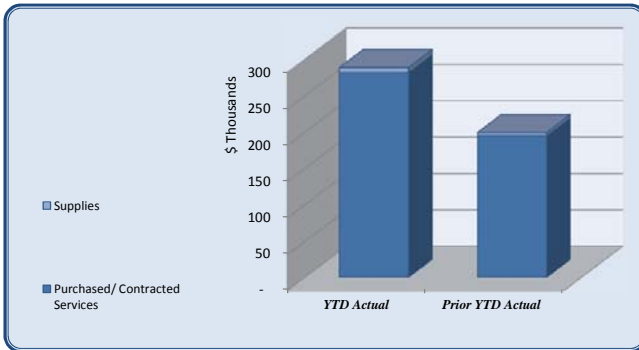


Information Technology	Total Annual Budget	YTD Budget	YTD Actual	Variance	Prior YTD Actual	Flux
				(\$ '000)		
Official/Admin Svcs	294,216	220,662	220,662	0	100%	16,439
Professional Services	-	-	279	(0)	-	(279)
Technical Services	17,400	13,050	657	12	5%	2,514
Repairs & Maintenance	120,120	91,520	92,125	(1)	101%	(54,832)
Communications	40,355	34,978	34,378	1	98%	(11,504)
Printing & Binding	500	378	-	0	0%	-
Education & Training	3,250	2,317	-	2	0%	50
Purchased/ Contracted Services	475,841	362,905	348,101	15	96%	(47,612)
Supplies	1,000	1,000	965	0	96%	10
Books & Periodicals	-	-	-	-	100%	100
Small Equipment	11,338	10,622	10,099	1	95%	-
Supplies	12,338	11,622	11,064	1	95%	(3,911)
Transfers to Debt Service Fund	109,000	109,000	218,000	(109)	200%	(109,000)
Transfers to Capital	-	-	-	-	100%	35,000
Transfers Out	109,000	109,000	218,000	(109)	200%	(74,000)
Total Information Technology	597,180	483,527	577,165	(94)	119%	(125,523)

City of Dunwoody
YTD Statement of Revenues and
Expenses Through September 30, 2013

#E.3.

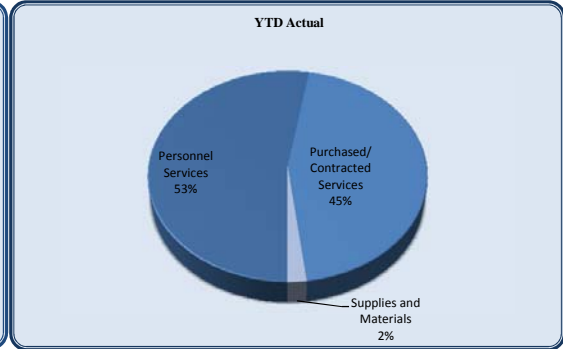
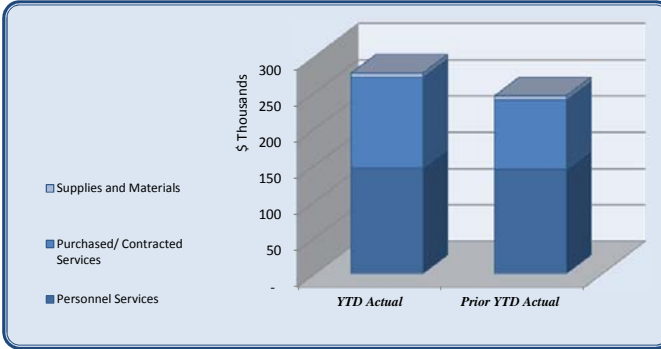
Marketing	Total Annual Budget	YTD Budget	YTD Actual	Variance		Prior YTD Actual	Flux
					(% of YTD Budget)		(Diff from Prior Year)
					(\$ '000)		
Purchased/ Contracted Services	439,025	330,517	282,089	48	85%	195,077	(87,012)
Supplies	13,403	10,197	6,733	3	66%	4,419	(2,314)
Total Marketing	452,428	340,714	288,822	52	85%	199,497	(89,326)



Marketing	Total Annual Budget	YTD Budget	YTD Actual	Variance		Prior YTD Actual	Flux
					(% of YTD Budget)		(Diff from Prior Year)
					(\$ '000)		
Official/Admin Services	290,275	217,706	217,722	(0)	100%	136,631	(81,091)
Professional Services	65,750	49,311	31,984	17	65%	16,514	(15,470)
Technical Services	5,000	5,000	3,600	1	72%	3,600	-
Communications	5,000	3,753	197	4	5%	200	3
Advertising	52,000	38,997	21,839	17	56%	37,328	15,489
Printing & Binding	18,000	13,500	6,682	7	49%	200	(6,483)
Dues & Fees	3,000	2,250	-	2	0%	605	605
Purchased/ Contracted Services	439,025	330,517	282,089	48	85%	195,077	(87,012)
Supplies	9,000	6,750	4,103	3	61%	4,419	316
Food	2,500	2,016	1,684	0	84%	-	(1,684)
Small Equipment	1,903	1,431	946	0	66%	-	-
Supplies	13,403	10,197	6,733	3	66%	4,419	(2,314)
Total Marketing	452,428	340,714	288,822	52	85%	199,497	(89,326)

City of Dunwoody
YTD Statement of Revenues and
Expenses Through September 30, 2013

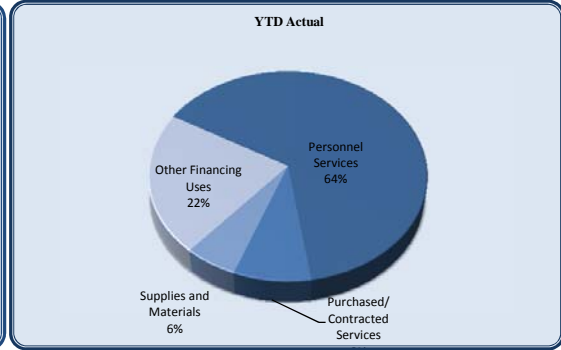
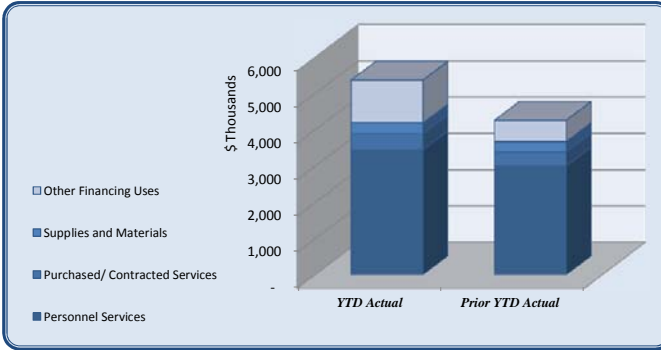
<i>Municipal Court</i>	Total Annual Budget	YTD Budget	YTD Actual	Variance	(% of YTD Budget)	Prior YTD Actual	Flux
				(\$ '000)			(Diff from Prior Year)
Personnel Services	196,842	148,756	145,760	3	98%	143,877	(1,883)
Purchased/ Contracted Services	194,900	158,425	125,169	33	79%	95,440	(29,730)
Supplies and Materials	10,408	8,694	5,463	3	63%	5,754	291
Other Financing Uses	22,500	22,500	45,000	(23)	200%	22,501	(22,499)
Total Municipal Court	424,650	338,375	321,392	17	95%	267,572	(53,820)



<i>Municipal Court</i>	Total Annual Budget	YTD Budget	YTD Actual	Variance	(% of YTD Budget)	Prior YTD Actual	Flux
				(\$ '000)			(Diff from Prior Year)
Regular Salaries	139,917	104,685	103,576	1	99%	97,214	(6,362)
Solicitor Salaries	-	-	-	-	-	13,750	13,750
Overtime Salaries	6,000	4,500	4,292	0	95%	2,313	(1,979)
Group Insurance	25,576	20,554	18,950	2	92%	13,665	(5,286)
Medicare	2,005	1,503	1,572	(0)	105%	1,555	(17)
Retirement	22,399	16,803	17,370	(1)	103%	15,380	(1,989)
Workers' Compensation	945	711	-	1	0%	-	-
Personnel Services	196,842	148,756	145,760	3	98%	143,877	(1,883)
Professional Services	143,350	115,497	91,162	24	79%	60,371	(30,791)
Technical Services	17,900	14,028	13,660	0	97%	12,663	(997)
Repairs & Maintenance	15,500	14,336	14,762	(0)	103%	14,575	(187)
Rentals	4,000	2,997	269	3	9%	1,598	1,329
Communications	4,250	3,247	2,306	1	71%	2,119	(187)
Printing & Binding	500	378	334	0	88%	724	390
Travel	3,550	3,550	1,385	2	39%	1,868	484
Dues & Fees	900	675	192	0	28%	265	73
Education & Training	4,950	3,717	1,100	3	30%	1,258	158
Merchant Services	-	-	-	-	-	-	-
Purchased/ Contracted Services	194,900	158,425	125,169	33	79%	95,440	(29,730)
Supplies	5,000	4,185	3,986	0	95%	4,157	171
Food	1,800	1,800	867	1	48%	181	(686)
Books & Periodicals	600	450	384	0	85%	-	(384)
Small Equipment	3,008	2,259	225	2	10%	1,416	1,191
Supplies and Materials	10,408	8,694	5,463	3	63%	5,754	291
Transfers to Debt Service Fund	22,500	22,500	45,000	(23)	200%	22,500	(22,500)
Cash over/short	-	-	-	-	-	1	1
Other Financing Uses	22,500	22,500	45,000	(23)	200%	22,501	(22,499)
Total Municipal Court	424,650	338,375	321,392	17	95%	267,572	(53,820)

City of Dunwoody
YTD Statement of Revenues and
Expenses Through September 30, 2013

Police	Total Annual Budget	YTD Budget	YTD Actual	Variance	(% of YTD Budget)	Prior YTD Actual	Flux
				(\$ '000)			(Diff from Prior Year)
Personnel Services	4,831,834	3,642,721	3,445,852	197	95%	3,002,141	(443,711)
Purchased/ Contracted Services	634,827	547,570	440,800	107	81%	379,828	(60,973)
Supplies and Materials	410,208	324,451	301,523	23	93%	294,812	(6,710)
Other Financing Uses	707,509	707,509	1,177,009	(470)	166%	581,550	(595,459)
Total Police	6,584,378	5,222,250	5,365,184	(143)	103%	4,258,330	(1,106,853)



Police	Total Annual Budget	YTD Budget	YTD Actual	Variance	(% of YTD Budget)	Prior YTD Actual	Flux
				(\$ '000)			(Diff from Prior Year)
Regular Salaries	3,098,528	2,311,896	2,266,616	45	98%	2,048,227	(218,389)
Overtime Salaries	306,813	231,284	142,788	88	62%	199,832	57,044
Total Salaries	3,405,341	2,543,180	2,409,404	134	95%	2,248,059	(161,345)
Group Insurance	734,166	550,625	500,814	50	91%	333,982	(166,832)
Medicare	49,303	36,981	35,273	2	95%	31,258	(4,015)
Retirement	518,724	389,043	381,276	8	98%	335,521	(45,756)
Workers' Compensation	124,300	122,892	118,871	4	97%	53,321	(65,550)
Personnel Services	1,426,493	1,099,541	1,036,448	63	94%	754,082	(282,366)
Professional Services	92,000	88,635	9,100	80	10%	7,443	(1,657)
Technical Services	35,400	28,620	16,976	12	59%	20,073	3,096
Repairs & Maintenance	264,056	229,760	223,444	6	97%	183,433	(40,010)
Rentals	12,100	9,072	5,345	4	59%	5,411	66
Insurance	79,761	74,407	72,341	2	97%	63,704	(8,637)
Claims	-	-	11,324	(11)		112	(11,213)
Communications	68,120	52,093	50,227	2	96%	41,626	(8,601)
Advertising	2,500	1,872	673	1	36%	17	(655)
Printing & Binding	5,440	4,077	1,613	2	40%	746	(867)
Travel	37,760	28,323	23,559	5	83%	35,854	12,295
Dues & Fees	10,360	8,100	5,702	2	70%	5,500	(202)
Education & Training	27,330	22,611	20,494	2	91%	15,908	(4,586)
Purchased/ Contracted Services	634,827	547,570	440,800	107	81%	379,828	(60,973)
Supplies	104,505	84,529	79,719	5	94%	73,255	(6,464)
Supplies-Explorer Program	6,000	5,700	7,323	(2)	128%	6,764	(559)
Gasoline	240,000	180,000	182,445	(2)	101%	158,063	(24,382)
Food	6,000	4,500	1,028	3	23%	3,564	2,535
Books & Periodicals	2,500	1,872	1,080	1	58%	2,180	1,099
Cash Over & Short	-	-	-	-		45	45
Small Equipment	51,203	47,850	29,926	18	63%	50,941	21,015
Supplies and Materials	410,208	324,451	301,523	23	93%	294,812	(6,710)
Transfers to Debt Service Fund	469,500	469,500	939,000	(470)	200%	469,500	(469,500)
Transfers to Capital Fund	238,009	238,009	238,009	-	100%	112,050	(125,959)
Other Financing Uses	707,509	707,509	1,177,009	(470)	166%	581,550	(595,459)
Total Police	6,584,378	5,222,250	5,365,184	(143)	103%	4,258,330	(1,106,853)

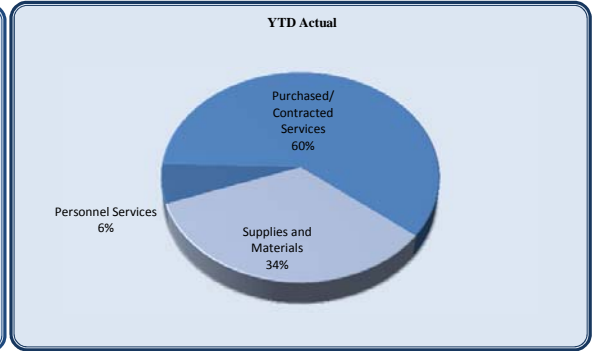
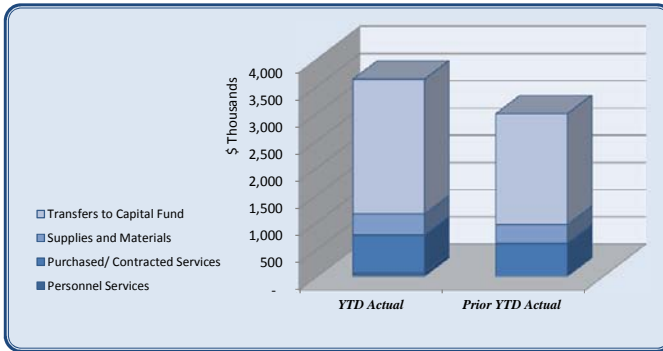
#E.3.

City of Dunwoody
YTD Statement of Revenues and
Expenses Through September 30, 2013

<i>E-911</i>	Total Annual	YTD Budget	YTD Actual	Variance	Prior YTD Actual	Flux	
	Budget			(% of YTD (\$ '000) Budget)		(Diff from Prior Year)	
Transfers to E-911 Fund	368,096	286,441	5,404	281	2%	200,887	195,482
Total E-911	368,096	286,441	5,404	281	2%	200,887	195,482

City of Dunwoody
YTD Statement of Revenues and
Expenses Through September 30, 2013

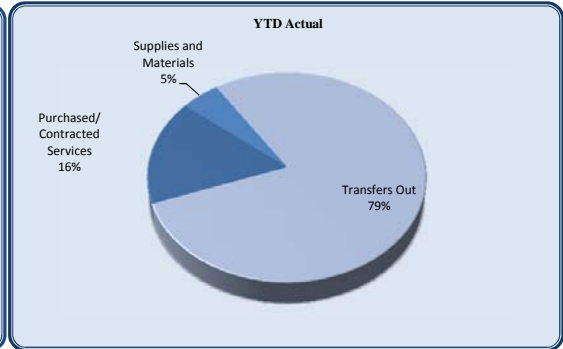
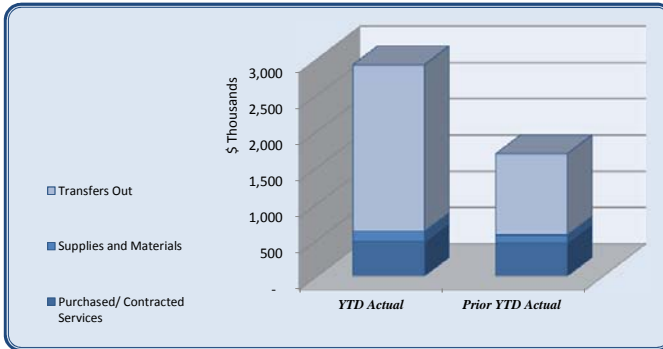
<i>Public Works</i>	Total Annual Budget	YTD Budget	YTD Actual	Variance	(% of YTD Budget)	Prior YTD Actual	Flux
				(\$ '000)			(Diff from Prior Year)
Personnel Services	114,350	75,431	68,583	7	91%	-	(68,583)
Purchased/ Contracted Services	1,304,634	989,613	692,341	297	70%	611,493	(83,776)
Supplies and Materials	549,415	418,418	388,020	30	93%	341,235	(46,785)
Transfers to Capital Fund	2,725,544	2,475,000	2,475,000	-	100%	2,037,500	(437,500)
Total Public Works	4,693,943	3,958,462	3,623,944	335	92%	2,990,228	(633,716)



<i>Public Works</i>	Total Annual Budget	YTD Budget	YTD Actual	Variance	(% of YTD Budget)	Prior YTD Actual	Flux
				(\$ '000)			(Diff from Prior Year)
Salaries	83,250	55,333	55,000	0	99%	-	(55,000)
Group Insurance	15,250	9,531	5,926	4	62%	-	(5,926)
Medicare	2,000	1,333	742	1	56%	-	(742)
Retirement	13,600	9,067	6,915	2	76%	-	(6,915)
Personnel Services	114,350	75,431	68,583	7	91%	-	(68,583)
Official/Admin Svcs	255,000	191,250	191,250	-	100%	214,000	22,750
Professional Services	80,000	60,003	4,695	5	8%	5,250	555
Tree Fund Expenses	92,534	69,401	4,250	65	6%	6,217	1,967
Professional Services	54,550	54,550	5,318	49	10%	871	(4,447)
Technical Services	2,400	1,800	1,800	-	100%	5,700	3,900
Repairs & Maintenance	23,300	17,478	10,180	7	58%	17,000	6,820
R&M - Signs	-	-	-	-	0%	-	-
R&M - Storm Damage Removal	25,000	18,747	20,062	(1)	107%	3,395	(16,667)
R&M - Street Maintenance	525,800	391,848	328,301	64	84%	243,207	(85,094)
R&M - Traffic Signals	201,000	150,750	109,895	41	73%	98,105	(11,790)
R&M - Curb Replacement	-	-	-	-	-	-	-
R&M - Right of Way Maint	40,000	29,997	12,559	17	42%	14,288	1,729
Claims	3,000	2,250	810	1	0%	1,019	209
Communications	300	225	1,191	(1)	529%	156	(1,035)
Advertising	1,000	747	712	0	95%	2,204	1,492
Printing & Binding	750	567	1,289	(1)	227%	48	(1,241)
Travel	-	-	29	(0)	-	33	5
Purchased/ Contracted Services	1,304,634	989,613	692,341	297	70%	611,493	(83,776)
Supplies-Office	1,000	747	412	0	55%	483	71
Supplies-Road Materials	60,000	50,503	52,018	(2)	103%	46,074	(5,944)
Electricity	485,000	363,753	331,040	33	91%	294,678	(36,362)
Small Equipment	3,415	3,415	4,550	(1)	133%	-	(4,550)
Supplies and Materials	549,415	418,418	388,020	30	93%	341,235	(46,785)
Transfers to Capital Fund	2,725,544	2,475,000	2,475,000	-	100%	2,037,500	(437,500)
Transfers to Capital Fund	2,725,544	2,475,000	2,475,000	-	100%	2,037,500	(437,500)
Total Public Works	4,693,943	3,958,462	3,623,944	335	92%	2,990,228	(633,716)

City of Dunwoody
YTD Statement of Revenues and
Expenses Through September 30, 2013

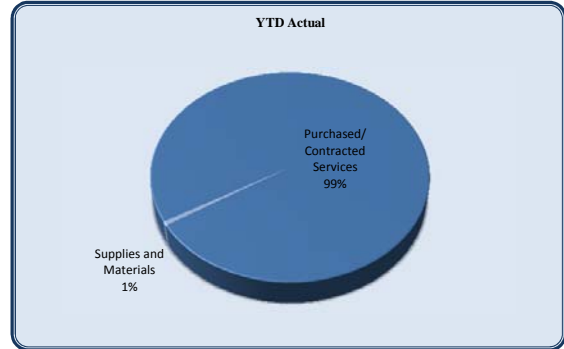
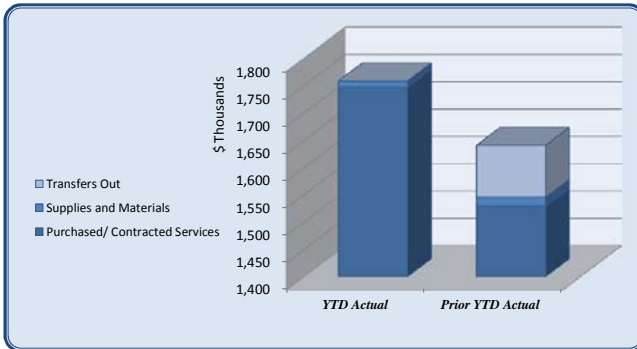
<i>Parks and Recreation</i>							
	Total Annual Budget	YTD Budget	YTD Actual	Variance	(% of YTD Budget)	Prior YTD Actual	Flux
				(\$ '000)			(Diff from Prior Year)
Purchased/ Contracted Services	707,988	555,437	477,350	78	86%	462,473	(14,877)
Supplies and Materials	226,689	170,019	142,908	27	84%	107,879	(35,029)
Transfers Out	2,937,204	2,298,347	2,298,347	-	100%	1,119,374	(1,178,973)
Total Parks and Recreation	3,871,881	3,023,803	2,918,604	105	97%	1,689,726	(1,228,878)



<i>Parks and Recreation</i>							
	Total Annual Budget	YTD Budget	YTD Actual	Variance	(% of YTD Budget)	Prior YTD Actual	Flux
				(\$ '000)			(Diff from Prior Year)
Official/Admin Svcs	125,000	93,753	93,750	0	100%	108,500	14,750
Professional Services	2,000	1,503	1,850	(0)	123%	15,583	13,733
Technical Services	-	-	-	-	-	11,807	11,807
R&M-Parks	544,988	427,500	354,246	73	83%	299,084	(55,162)
Rentals	2,000	1,503	-	2	0%	1,850	1,850
Property/Liability Insurance	32,100	29,756	25,849	4	87%	25,649	(199)
Claims	-	-	1,000	(1)	-	-	(1,000)
Communications	1,500	1,125	655	0	58%	1,046	391
Advertising	-	-	-	-	-	710	710
Dues & Fees	400	297	-	0	0%	400	400
Purchased/ Contracted Services	707,988	555,437	477,350	78	86%	462,473	(14,877)
Supplies	80,000	60,003	43,905	16	73%	28,566	(15,339)
Utilities	138,000	103,500	98,218	5	95%	67,637	(30,580)
Food	-	-	-	-	-	181	181
Small Equipment	8,689	6,516	785	6	12%	11,495	10,710
Supplies and Materials	226,689	170,019	142,908	27	84%	107,879	(35,029)
Transfers to Debt Service Fund	108,367	81,275	81,275	0	100%	800,574	719,299
Transfers to Capital Fund	2,828,837	2,217,072	2,217,072	-	100%	318,800	(1,898,272)
Transfers Out	2,937,204	2,298,347	2,298,347	-	100%	1,119,374	(1,178,973)
Total Parks and Recreation	3,871,881	3,023,803	2,918,604	105	97%	1,689,726	(1,228,878)

City of Dunwoody
YTD Statement of Revenues and
Expenses Through September 30, 2013

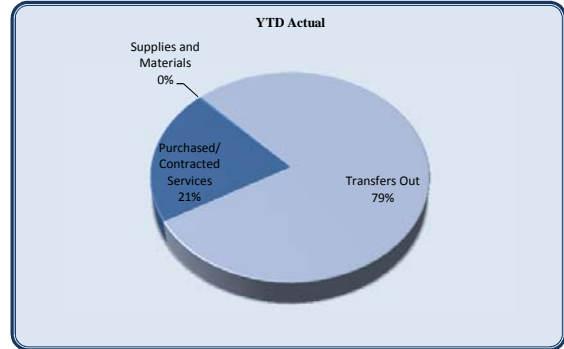
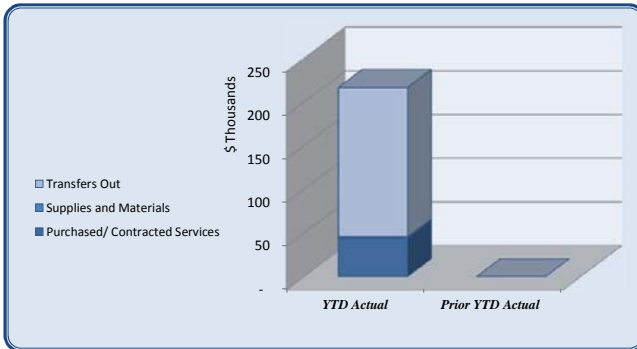
<i>Community Development</i>		Total Annual Budget	YTD Budget	YTD Actual	Variance		Prior YTD Actual	Flux
						(% of YTD Budget)		(Diff from Prior Year)
						(\$ '000)		
Purchased/ Contracted Services		2,370,152	1,870,586	1,747,936	123	93%	1,529,473	(218,463)
Supplies and Materials		26,611	20,331	10,738	10	53%	16,345	5,607
Transfers Out		50,000	-	-	-		95,000	95,000
Total Community Development		2,446,762	1,890,917	1,758,674	132	93%	1,640,818	(117,856)



<i>Community Development</i>		Total Annual Budget	YTD Budget	YTD Actual	Variance		Prior YTD Actual	Flux
						(% of YTD Budget)		(Diff from Prior Year)
						(\$ '000)		
Official/Admin Svcs		1,852,000	1,476,503	1,499,962	(23)	102%	1,306,807	(193,155)
Professional Services		274,950	190,000	110,769	79	58%	143,742	32,973
Technical Services		129,600	108,600	52,547	56	48%	3,625	(48,922)
Repairs & Maintenance		83,320	72,596	71,986	1	99%	43,350	(28,636)
Rentals		-	-	2,050	(2)		4,192	2,141
Insurance Claims		-	-	-	-		128	128
Communications		3,532	2,800	1,575	1	56%	1,681	106
Advertising		18,000	13,500	6,782	7	50%	17,139	10,357
Printing & Binding		2,000	1,520	1,681	(0)	111%	1,783	102
Travel		3,000	2,250	9	2	0%	34	25
Dues & Fees		2,250	1,692	575	1	34%	5,443	4,868
Education & Training		1,500	1,125	-	1	0%	1,550	1,550
Purchased/ Contracted Services		2,370,152	1,870,586	1,747,936	123	93%	1,529,473	(218,463)
Supplies		11,500	9,000	8,549	0	95%	13,709	5,159
Food		1,000	747	366	0	49%	1,009	643
Books & Periodicals		2,500	1,872	28	2	2%	-	(28)
Small Equipment		11,611	8,712	1,794	7	21%	1,628	(167)
Supplies and Materials		26,611	20,331	10,738	10	53%	16,345	5,607
Transfers to Multiple Grants Fund		50,000	-	-	-		-	-
Transfers Out		50,000	-	-	-		95,000	95,000
Total Community Development		2,446,762	1,890,917	1,758,674	132	93%	1,640,818	(117,856)

City of Dunwoody
YTD Statement of Revenues and
Expenses Through September 30, 2013

<i>Economic Development</i>							
	Total Annual Budget	YTD Budget	YTD Actual	Variance	(% of YTD Budget)	Prior YTD Actual	Flux
				(\$ '000)			(Diff from Prior Year)
Purchased/ Contracted Services	86,268	67,268	45,140	22	67%	-	(45,140)
Supplies and Materials	1,971	1,376	776	1	56%	-	(776)
Transfers Out	209,444	170,830	170,830	-	100%	-	(170,830)
Total Economic Development	297,682	239,474	216,746	23	91%	-	(216,746)



<i>Economic Development</i>							
	Total Annual Budget	YTD Budget	YTD Actual	Variance	(% of YTD Budget)	Prior YTD Actual	Flux
				(\$ '000)			(Diff from Prior Year)
Professional Services	30,000	23,800	22,500	1	95%	-	(22,500)
Technical Services	7,000	5,247	-	5	0%	-	-
Communications	968	729	-	1	0%	-	-
Advertising	33,000	24,250	16,462	8	68%	-	(16,462)
Printing & Binding	3,500	2,628	305	2	12%	-	(305)
Travel	3,000	2,580	51	3	2%	-	(51)
Dues & Fees	8,000	7,250	5,522	2	76%	-	(5,522)
Education & Training	800	783	300	0	38%	-	(300)
Purchased/ Contracted Services	86,268	67,268	45,140	22	67%	-	(45,140)
Supplies	50	50	20	0	40%	-	(20)
Food	1,200	800	756	0	95%	-	(756)
Small Equipment	721	526	-	1	0%	-	-
Supplies and Materials	1,971	1,376	776	1	56%	-	(776)
Transfers to Debt Service Fund	209,444	170,830	170,830	-	100%	-	(170,830)
Transfers Out	209,444	170,830	170,830	-	91%	-	(216,746)
Total Economic Development	297,682	239,474	216,746	23	91%	-	(216,746)

<i>Contingency</i>							
	Total Annual Budget	YTD Budget	YTD Actual	Variance	(% of YTD Budget)	Prior YTD Actual	Flux
				(\$ '000)			(Diff from Prior Year)
Contingency	575,000	431,253	-	431	0%	-	-
Total Contingency	575,000	431,253	-	431	0%	-	-
Total General Fund Expenditures	24,590,358	19,554,753	18,124,069	1,431	93%	14,298,576	(3,825,493)
Total Revenues over/(under) Expenditures	649,456	(2,927,185)	(39,185)	2,888	1%	(203,489)	164,304

City of Dunwoody
YTD Statement of Revenues and
Expenses Through September 30, 2013

<i>E911 Fund</i>	Total Annual Budget	YTD Budget	YTD Actual	Variance	Prior YTD Actual	Flux
				(\$ '000)	(% of YTD Budget)	(Diff from Prior Year)
Revenues						
E911 Revenue	850,000	637,500	909,072	272	143%	677,394 (231,678)
Transfers In	368,096	308,773	5,404	(303)	2%	200,887 195,482
Total Revenues	1,218,096	946,273	914,477	(32)	97%	878,280 (36,196)
Expenditures						
Professional Services	-	-	-	-		1,750 1,750
Communications	76,920	75,097	54,354	21	72%	8,280 (46,074)
Machinery & Equipment	5,000	3,750	-	4	0%	- -
Intergovernmental-E911 (Chatcomm)	1,075,000	806,250	806,250	0	100%	806,250 -
Transfers Out-Debt	61,176	61,176	53,872	7	88%	62,000 8,128
Total Expenditures	1,218,096	946,273	914,477	32	97%	878,280 (36,197)
Total Revenues over/(under) Expenditures	-	(0)	-	0	0%	0 0

City of Dunwoody
YTD Statement of Revenues and
Expenses Through September 30, 2013

<i>Hotel Excise Tax Fund</i>	Total Annual Budget	YTD Budget	YTD Actual	Variance	Prior YTD Actual	Flux
				(\$ '000)	(% of YTD Budget)	(Difference from Prior Year)
Revenues						
Hotel/Motel Tax	1,871,667	1,403,750	1,553,091	149	111%	1,399,694 (153,397)
Interest Revenue	-	-	44	0		27 (16)
Total Revenues	1,871,667	1,403,750	1,553,135	149	111%	1,399,721 (153,414)
Expenditures						
Transfers to General Fund	1,123,000	842,250	931,888	(90)	111%	839,841 (92,047)
Transfers to Component Unit - CVBD	748,667	561,500	621,236	(60)	111%	559,877 (61,359)
Total Expenditures	1,871,667	1,403,750	1,553,125	(149)	111%	1,399,719 (153,406)
Total Revenues over/(under) Expenditures	-	-	10	0		2 (8)

City of Dunwoody
YTD Statement of Revenues and
Expenses Through September 30, 2013

<i>Motor Vehicle Rental Excise Tax Fund</i>	Total Annual Budget	YTD Budget	YTD Actual	Variance (\$ '000)	Prior YTD Actual (% of YTD Budget)	Flux (Difference from Prior Year)
Revenues						
MV Rental Excise Tax	98,000	73,500	78,004	5	106%	75,201 (2,802)
Total Revenues	98,000	73,500	78,004	5	106%	75,201 (2,802)
Expenditures						
Transfers to General Fund	98,000	73,500	78,004	(5)	106%	75,201 (2,802)
Total Expenditures	98,000	73,500	78,004	(5)	106%	75,201 (2,802)
Total Revenues over/(under) Expenditures	-	-	-	-	-	-

City of Dunwoody
YTD Statement of Revenues and
Expenses Through September 30, 2013

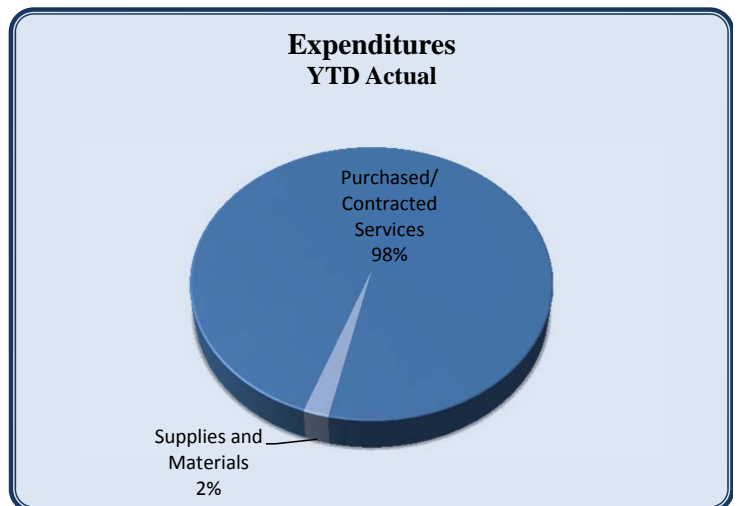
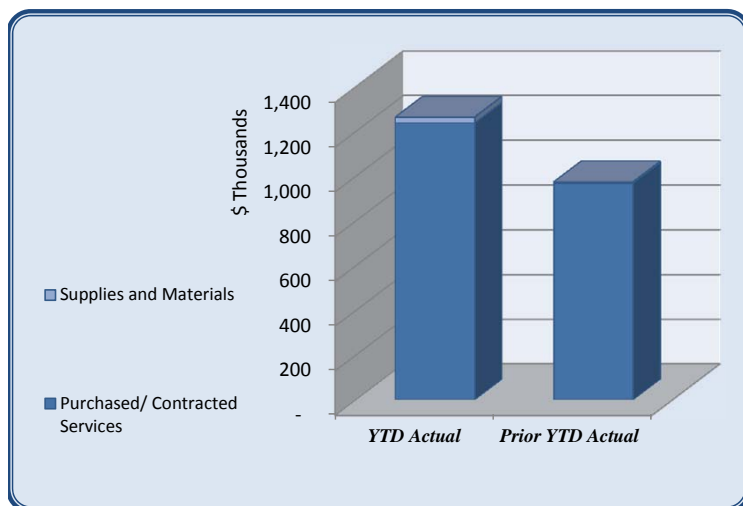
<i>Capital Projects Fund</i>	Total Annual Budget	YTD Budget	YTD Actual	Variance		Prior YTD Actual	Flux	
Revenues					(\$ '000)	(% of YTD Budget)	(Difference from Prior Year)	
Interest Revenue	-	-	14,232	14		14,733	502	
Operating Transfer In - General Fund	6,092,390	4,782,063	5,250,705	469		2,598,350	(2,652,355)	
Use of PY Reserves	-	-	-	-		4,875,073	4,875,073	
Total Revenues	6,092,390	4,782,063	5,264,937	483		110%	12,848,958	7,584,021
Expenditures								
Repairs and Maintenance	-	-	-	-		7,007	7,007	
Small Equipment	-	-	-	-		18,562	18,562	
Machinery & Equipment	14,440	10,830	6,040	5		-	(6,040)	
Information Technology	14,440	10,830	6,040	5		56%	25,569	19,529
Professional Services	50,000	50,000	-	50		-	-	
Buildings	250,000	250,000	41,244	209		-	(41,244)	
Facilities	400,000	375,000	41,244	334		11%	-	(41,244)
Small Equipment	47,501	43,816	48,281	(4)		36,598	(11,684)	
Machinery & Equipment	2,002,215	326,851	313,019	14		43,654	(269,365)	
Police Department	2,049,717	370,667	361,300	9		97%	80,252	(281,048)
Professional Services	-	-	3,790	(4)		92,306	88,516	
Repairs & Maintenance	1,518,921	1,402,614	1,200,576	202		900,714	(299,862)	
Supplies	-	-	-	-		2,440	2,440	
Infrastructure	5,131,065	1,068,350	1,122,804	(54)		934,188	(188,615)	
Operating Transfers to Multiple Grants Fund	-	-	-	-		71,982	71,982	
Public Works	6,649,986	2,470,964	2,327,170	144		94%	2,042,130	(285,040)
Sites	75,000	75,000	113,402	(38)		3,822,117	3,708,715	
Site improvements	2,297,825	1,723,369	1,490,339	233		-	(1,490,339)	
Infrastructure	2,317,385	1,738,039	22,278	1,716		2,359	(19,919)	
Machinery & Equipment	-	-	-	-		5,616	5,616	
Parks	4,690,210	3,536,407	1,626,019	1,910		46%	3,854,148	2,228,129
Machinery & Equipment	72,543	54,407	2,286	52		22,457	20,171	
Community Development	72,543	54,407	2,286	52		4%	22,457	20,171
Total Expenditures	13,876,896	6,818,276	4,364,059	2,454		64%	6,024,556	1,660,497
Total Revenues over/(under) Expenditures	(7,784,506)	(2,036,213)	900,878	2,937		-44%	6,824,403	5,923,525

City of Dunwoody
YTD Statement of Revenues and
Expenses Through September 30, 2013

<i>Debt Service Fund</i>	Total Annual Budget	YTD Budget	YTD Actual	Variance		Prior YTD Actual	Flux
				(\$ '000)	(% of YTD Budget)		(Difference from Prior Year)
Revenues							
Transfers from General Fund	1,020,811	955,105	1,643,409	688	172%	1,481,574	(161,835)
Transfers from E911 Fund	61,176	61,176	53,872	(7)	88%	62,000	8,128
Total Revenues	1,081,987	1,016,281	1,697,281	681	167%	1,543,574	(153,707)
Expenditures							
Lease Principal	947,614	891,164	1,581,798	(691)	177%	1,189,829	(391,969)
Lease Interest	134,373	125,118	119,054	6	95%	126,982	7,928
Total Expenditures	1,081,987	1,016,281	1,700,852	(685)	167%	1,316,811	(384,041)
Total Revenues over/(under) Expenditures	-	(1)	(3,571)	(4)	469845%	226,763	230,334

City of Dunwoody
YTD Statement of Revenues and
Expenses Through September 30, 2013

<i>Stormwater fund</i>	Total Annual Budget	YTD Budget	YTD Actual	Variance		Prior YTD Actual	Flux
					(\$ '000)	(% of YTD Budget)	(Difference from Prior Year)
Revenues							
Stormwater Utility Charges	1,815,316	907,658	827,856	(80)		91%	835,343
Interest Revenue	500	375	1,433	1		382%	1,422
Residual Equity Transfer In	600,000	-	-	-			-
Total Revenues	2,415,816	908,033	829,289	(79)		91%	836,765
Expenditures							
Official/Admin Svcs	120,000	90,000	80,000	10		89%	-
Professional Services	-	-	-	-		0%	15,961
Professional Services-Stormwater	143,000	125,083	138,753	(14)		111%	90,250
Repairs & Maintenance	1,802,316	1,275,000	1,017,457	258		80%	857,322
Rep & Maint-Riprap Program	12,000	9,000	1,734	7		19%	5,728
Printing & Binding	500	375	-	0		0%	-
Dues & Fees	500	375	431	(0)		115%	431
Purchased/ Contracted Services	2,078,316	1,499,833	1,238,375	261		83%	969,692
Supplies	20,000	20,000	26,116	(6)		131%	4,613
Books & Periodicals	500	375	-	0		0%	-
Small Equipment	300	225	-	0		0%	-
Supplies and Materials	20,800	20,600	26,116	(6)		127%	4,613
Bad Debt Expense-Stormwater	14,700	11,025	-	11		0%	-
Contingency	14,700	11,025	-	11		0%	-
Depreciation	-	-	-	-			-
Total Expenditures	2,113,816	1,531,458	1,270,411	261		83%	974,305
Total Revenues over/(under) Expenditures	302,000	(623,425)	(441,121)	182		71%	(137,541)



Convention Visitors' Bureau of Dunwoody
Monthly Statement of Revenues and Expenses
September 30, 2013

#E.3.

CVB of Dunwoody	Variance				
	Total Annual Budget	YTD Budget	YTD Actual	(% of YTD Budget)	Prior YTD Actual
Fund Balance	-	-	-		
Revenues					
Interest Revenue	1,250	938	919	98%	1,381
Other Revenue	-	-	634		943
Tax Revenue	793,587	596,441	621,236	104%	567,877
Total Revenues	794,837	597,379	622,790	104%	570,202
Expenditures					
<i>Employees/Personnel</i>					
Salaries	188,792	141,170	136,292	97%	126,712
Benefits	28,319	21,176	12,219	58%	10,655
Payroll Taxes	18,879	14,116	11,382	81%	11,880
Unemployment	-	-	-		-
Medic	-	-	-		-
<i>Total Employees/Personnel Expenditures</i>	235,990	176,462	159,893	91%	149,246
<i>Administrative</i>					
Depreciation Expense	-	-	-		-
Legal & Professional Fees	18,835	15,145	6,418	42%	25,810
Rent	40,374	30,204	30,205	100%	19,580
Employee Development	5,000	4,400	5,130	117%	-
Equipment Lease	1,558	1,169	1,281	110%	-
IT Support	3,000	2,250	824	37%	-
Insurance	3,755	1,570	91	6%	1,303
Postage/Courier/Ovenight Mail	-	-	-		981
Telephone/Internet	6,732	5,049	4,794	95%	4,675
Licenses & Fees	3,450	2,700	228	8%	3,533
Miscellaneous	2,400	1,800	587	33%	2,128
Office Expense	2,400	1,800	1,941	108%	5,048
Vehicle Expenses	-	-	-		2,086
Meals & Meeting Expenses	3,600	2,700	1,728	64%	-
Travel	2,700	2,025	1,051	52%	-
Small Equipment	2,400	1,800	2,284	127%	2,247
Furniture & Fixtures	-	-	-		2,485
<i>Total Administrative Expenditures</i>	96,204	72,612	56,561	78%	69,875
<i>Marketing</i>					
Research	20,000	20,000	-	0%	-
Graphic Design	45,000	34,500	35,462	103%	35,159
Public Relations	13,800	10,350	86	1%	9,000
Website Management	8,808	6,606	6,404	97%	32,692
Website Marketing	32,400	24,300	25,209	104%	-
Advertising - Print	96,000	80,571	87,977	109%	159,642
Advertising - Digital	46,000	34,500	15,404	45%	-
Printing	11,800	9,850	12,267	125%	6,811
Postage/Courier/Ovenight Mail	2,400	1,800	1,310	73%	-
Travel	-	-	-		9,453
Dues & Subscriptions	27,460	15,345	19,560	127%	1,669
Memberships	10,705	10,305	9,790	95%	7,664
Customer Relationship Management Tool	12,000	9,000	-	0%	-
Photography	7,000	6,500	-	0%	3,400
Meals & Entertainment	-	-	-		1,958
Miscellaneous	1,800	1,350	533	39%	85
<i>Total Marketing Expenditures</i>	335,173	264,977	214,002	81%	267,533
<i>Promotional</i>					
Community Development	15,600	11,700	15,127	129%	13,091
Conventions and Trade Shows	22,790	17,545	16,149	92%	18,181
Event Hosting & Site Visits	13,800	8,850	4,186	47%	5,398
Sponsorships	12,000	9,000	12,750	142%	8,150
Meals and Business Development	3,900	2,925	1,239	42%	-
Meeting Bids and Incentives	8,000	6,000	189	3%	-
Promotions	26,180	20,885	10,683	51%	6,201
Travel	13,200	9,900	8,015	81%	-
Promotional Materials	12,000	9,000	6,547	73%	11,714
<i>Total Promotional Expenditures</i>	127,470	95,805	74,886	78%	62,735
Total Expenditures	794,837	609,856	505,342	83%	549,389
Total Revenues over/(under) Expenditures	-	(12,477)	117,448	-941%	20,812

VENDOR #E.3. 01 City of Dunwoody, GA
BANK. 01 Suntrust Concentration
DATE RANGE: 9/01/2013 THRU 9/30/2013

VENDOR I.D.	NAME	STATUS	CHECK DATE	AMOUNT	DISCOUNT	CHECK NO	CHECK STATUS	CHECK AMOUNT
001145	ETS Corporation							
I-August 2013	ETS Corporation	D	9/20/2013			000000		
100 1516.523900.00	Merchant Services	ETS Corporation		1,571.30				1,571.30
001615	PNC Bank, N. A.							
I-September 2013	PNC Bank, N. A.	D	9/01/2013			000000		
405 8000.582200.01	Lease Interest	PNC Bank, N. A.		4,314.10				
405 8000.581200.01	Lease Principal	PNC Bank, N. A.		12,829.34				
I-September 2013b	PNC Bank, N. A.	D	9/01/2013			000000		
405 8000.582200.01	Lease Interest	PNC Bank, N. A.		2,852.94				
405 8000.581200.01	Lease Principal	PNC Bank, N. A.		6,177.58				26,173.96

* * T O T A L S * *

	NO	INVOICE AMOUNT	DISCOUNTS	CHECK AMOUNT
REGULAR CHECKS:	0	0.00	0.00	0.00
HAND CHECKS:	0	0.00	0.00	0.00
DRAFTS:	2	27,745.26	0.00	27,745.26
EFT:	0	0.00	0.00	0.00
NON CHECKS:	0	0.00	0.00	0.00
VOID CHECKS:	0	VOID DEBITS 0.00		
		VOID CREDITS 0.00	0.00	0.00

TOTAL ERRORS: 0

** G/L ACCOUNT TOTALS **

G/L ACCOUNT	NAME	AMOUNT
100 1516.523900.00	Merchant Services	1,571.30
	*** FUND TOTAL ***	1,571.30
405 8000.581200.01	Lease Principal	19,006.92
405 8000.582200.01	Lease Interest	7,167.04
	*** FUND TOTAL ***	26,173.96

VENDOR SET:	BANK:	TOTALS:	NO	INVOICE AMOUNT	DISCOUNTS	CHECK AMOUNT
01	01	TOTALS:	2	27,745.26	0.00	27,745.26
BANK: 01	TOTALS:		2	27,745.26	0.00	27,745.26

VENDOR SET: 01 City of Dunwoody, GA
BANK: 02 Suntrust Payroll Account
DATE RANGE: 9/01/2013 THRU 9/30/2013

#E.3.

VENDOR I.D.	NAME	STATUS	CHECK DATE	AMOUNT	DISCOUNT	CHECK NO	CHECK STATUS	CHECK AMOUNT
000022	ADP							
I-425625473	ADP	D	9/20/2013			000000		
100 1512.521200.00	Professional Services	ADP		463.50				463.50
000022	ADP							
I-426006005	ADP	D	9/27/2013			000000		
100 1512.521200.00	Professional Services	ADP		46.62				46.62

* * T O T A L S * *	NO	INVOICE AMOUNT	DISCOUNTS	CHECK AMOUNT
REGULAR CHECKS:	0	0.00	0.00	0.00
HAND CHECKS:	0	0.00	0.00	0.00
DRAFTS:	2	510.12	0.00	510.12
EFT:	0	0.00	0.00	0.00
NON CHECKS:	0	0.00	0.00	0.00
VOID CHECKS:	0 VOID DEBITS	0.00		
	VOID CREDITS	0.00	0.00	0.00

TOTAL ERRORS: 0

** G/L ACCOUNT TOTALS **

G/L ACCOUNT	NAME	AMOUNT
100 1512.521200.00	Professional Services	510.12
	*** FUND TOTAL ***	510.12

VENDOR SET: 01 BANK: 02	TOTALS:	NO	INVOICE AMOUNT	DISCOUNTS	CHECK AMOUNT
		2	510.12	0.00	510.12
BANK: 02	TOTALS:	2	510.12	0.00	510.12

VEN#E.3. 01 City of Dunwoody, GA
 BANK. 03 Suntrust Disbursement Acc

DATE RANGE: 9/01/2013 THRU 9/30/2013

VENDOR I.D.	NAME	STATUS	CHECK DATE	AMOUNT	DISCOUNT	CHECK NO	CHECK STATUS	CHECK AMOUNT
000022	ADP							
I-425155422	ADP	D	9/06/2013			000000		
100 1512.521200.00	Professional Services	ADP		500.25				500.25
000025	Clark Patterson Lee							
I-23	Clark Patterson Lee	D	9/06/2013			000000		
100 7000.521100.01	Official/Admin Svcs	Clark Patterson Lee		125,166.66				125,166.66
000029	Lowe Engineers. LLC							
I-14338	Lowe Engineers. LLC	D	9/06/2013			000000		
100 4100.521100.01	Official/Admin Svcs	Lowe Engineers. LLC		21,250.00				
100 6200.521100.01	Official/Admin Svcs	Lowe Engineers. LLC		10,416.65				
560 4320.521100.01	Official/Admin Svcs	Lowe Engineers. LLC		10,000.00				41,666.65
000073	JAT Consulting Services, Inc							
I-August2013	JAT Consulting Services, Inc	D	9/06/2013			000000		
100 1511.521100.01	Official/Admin Svcs	JAT Consulting Servi		104,166.42				104,166.42
000137	Medcom Services, Inc							
I-Aug2013	Medcom Services, Inc	D	9/06/2013			000000		
100 0000.121300.16	Flex Spending Ded Payable	Medcom Services, Inc		154.00				
100 0000.121300.16	Flex Spending Ded Payable	Medcom Services, Inc		307.30				461.30
000137	Medcom Services, Inc							
I-Sept 2013	Medcom Services, Inc	D	9/20/2013			000000		
100 0000.121300.16	Flex Spending Ded Payable	Medcom Services, Inc		335.38				
100 0000.121300.16	Flex Spending Ded Payable	Medcom Services, Inc		252.30				587.68
000271	Georgia Bureau of Investigatio							
I-243-244165	Georgia Bureau of Investigatio	D	9/20/2013			000000		
100 3200.521300.00	Technical Svcs	Georgia Bureau of In		88.50				88.50
001480	Interdev, LLC							
I-1002402	Interdev, LLC	D	9/06/2013			000000		
100 1535.521100.01	Official/Admin Svcs	Interdev, LLC		24,517.94				24,517.94
001551	Jacobs							
I-EEXF9502-08	Jacobs	D	9/06/2013			000000		
100 1570.521100.01	Official/Admin Svcs	Jacobs		24,197.58				24,197.58
001685	J.P. Morgan Chase Commercial C							
I-August 2013	J.P. Morgan Chase Commercial C	D	9/06/2013			000000		
100 0000.121110.00	PCard A/P Control	J.P. Morgan Chase Co		65,642.31				65,642.31

VENDOR SET: 01 City of Dunwoody, GA
 BANK: 03 Suntrust Disbursement Acc
 DATE RANGE: 9/01/2013 THRU 9/30/2013

#E.3.

VENDOR I.D.	NAME	STATUS	CHECK DATE	AMOUNT	DISCOUNT	CHECK NO	CHECK STATUS	CHECK AMOUNT
000008	CIT Technology Fin Serv Inc							
I-23840745	CIT Technology Fin Serv Inc	R	9/06/2013			016889		
100 1565.522300.00	Rentals		CIT Technology Fin S	703.00				703.00
000072	Choice Care Occupational Medic							
I-242570	Choice Care Occupational Medic	R	9/06/2013			016890		
100 3200.521200.00	Prof Svcs		Choice Care Occupati	73.00				73.00
000088	Dekalb County Tax Commissioner							
I-1959 Pernoshal Ct	Dekalb County Tax Commissioner	R	9/06/2013			016891		
100 6200.531230.00	Utilities		Dekalb County Tax Co	444.27				444.27
000088	Dekalb County Tax Commissioner							
I-2030 Pernoshal Ct	Dekalb County Tax Commissioner	R	9/06/2013			016892		
350 6200.541100.00	Sites		Dekalb County Tax Co	16,898.53				16,898.53
000088	Dekalb County Tax Commissioner							
I-4470 N. Shallowfor	Dekalb County Tax Commissioner	R	9/06/2013			016893		
100 6200.531230.00	Utilities		Dekalb County Tax Co	655.50				655.50
000088	Dekalb County Tax Commissioner							
I-4555 N. Shallowfor	Dekalb County Tax Commissioner	R	9/06/2013			016894		
100 6200.531230.00	Utilities		Dekalb County Tax Co	1,190.22				1,190.22
000094	WEX BANK							
I-33994937	WEX BANK	R	9/06/2013			016895		
100 3200.531270.00	Gasoline		WEX BANK	18,728.94				18,728.94
000130	Translation Station, INC							
I-38807	Translation Station, INC	R	9/06/2013			016896		
100 2650.521300.00	Technical Svcs		Translation Station,	357.78				357.78
000148	Paetec							
I-54882534	Paetec	R	9/06/2013			016897		
100 1535.523200.00	Communications		Paetec	2,255.08				2,255.08
000149	AT&T							
I-77039614040011882B	AT&T	R	9/06/2013			016898		
100 1535.523200.00	Communications		AT&T	89.92				89.92
000150	Fidelity Security Life Insuran							
I-6057052	Fidelity Security Life Insuran	R	9/06/2013			016899		
100 0000.121300.12	EE-Vision Payable		Fidelity Security Li	425.40				425.40

VEN#E.3. 01 City of Dunwoody, GA
 BANK. 03 Suntrust Disbursement Acc

DATE RANGE: 9/01/2013 THRU 9/30/2013

VENDOR I.D.	NAME	STATUS	CHECK DATE	AMOUNT	DISCOUNT	CHECK NO	CHECK STATUS	CHECK AMOUNT
000151	Wolfe, Timothy W.							
I-August 2013	Wolfe, Timothy W.	R	9/06/2013			016900		
100 2650.521200.00	Prof Svcs	Wolfe, Timothy W.		700.00				700.00
000156	Powell, Hugh R							
I-1900	Powell, Hugh R	R	9/06/2013			016901		
100 2650.521200.00	Prof Svcs	Powell, Hugh R		1,400.00				1,400.00
000163	Metro Materials Inc.							
I-31349	Metro Materials Inc.	R	9/06/2013			016902		
100 4200.531100.00	Supplies	Metro Materials Inc.		1,041.63				
I-31541	Metro Materials Inc.	R	9/06/2013			016902		
100 4200.531100.00	Supplies	Metro Materials Inc.		530.88				1,572.51
000165	Vulcan Materials Company							
I-10563395	Vulcan Materials Company	R	9/06/2013			016903		
560 4320.531100.00	Supplies	Vulcan Materials Com		511.68				
I-10563396	Vulcan Materials Company	R	9/06/2013			016903		
560 4320.531100.00	Supplies	Vulcan Materials Com		352.64				
I-10572607	Vulcan Materials Company	R	9/06/2013			016903		
100 4200.531100.00	Supplies	Vulcan Materials Com		666.02				
I-841-220073	Vulcan Materials Company	R	9/06/2013			016903		
560 4320.531100.00	Supplies	Vulcan Materials Com		412.63				1,942.97
000183	Sprint							
I-570839599-053	Sprint	R	9/06/2013			016904		
100 3200.523200.00	Communications	Sprint		2,183.04				2,183.04
000206	Georgia Power							
I-August 2013	Georgia Power	R	9/06/2013			016905		
100 4100.531230.00	Electricity	Georgia Power		37,376.69				
100 6200.531230.00	Utilities	Georgia Power		8,650.25				46,026.94
000269	DeKalb County Georgia							
I-8.28.13 5986738	DeKalb County Georgia	R	9/06/2013			016906		
100 6200.531230.00	Utilities	DeKalb County Georgi		15.45				15.45
000273	Sun Trust Equipment Finance &							
I-Sept Payoff	Sun Trust Equipment Finance &	R	9/06/2013			016907		
405 8000.581200.01	Lease Principal	Sun Trust Equipment		107,931.18				
405 8000.582200.01	Lease Interest	Sun Trust Equipment		2,120.85				110,052.03
000331	Tyler Technologies, Inc							
I-025-76228	Tyler Technologies, Inc	R	9/06/2013			016908		
100 2650.522200.00	Repairs & Maintenance	Tyler Technologies,		12,411.94				
I-025-76835	Tyler Technologies, Inc	R	9/06/2013			016908		
100 2650.522200.00	Repairs & Maintenance	Tyler Technologies,		200.00				12,611.94

VENDOR SET: 01 City of Dunwoody, GA
 BANK: 03 Suntrust Disbursement Acc
 DATE RANGE: 9/01/2013 THRU 9/30/2013

#E.3.

VENDOR I.D.	NAME	STATUS	CHECK DATE	AMOUNT	DISCOUNT	CHECK NO	CHECK STATUS	CHECK AMOUNT
001045	Specialty Engraving, Inc							
I-226643	Specialty Engraving, Inc	R	9/06/2013			016909		
100 3200.531100.01	Supplies-Explorer Program	Specialty Engraving,		140.00				
I-226734	Specialty Engraving, Inc	R	9/06/2013			016909		
100 3200.531100.01	Supplies-Explorer Program	Specialty Engraving,		15.00				155.00
001056	BB&T							
I-Sept Payoff	BB&T	R	9/06/2013			016910		
405 8000.581200.01	Lease Principal	BB&T		634,525.00				
405 8000.582200.01	Lease Interest	BB&T		12,352.09				646,877.09
001086	Schiff Hardin LLP							
I-1804721	Schiff Hardin LLP	R	9/06/2013			016911		
100 1530.521200.02	Prof Svcs-Litigation	Schiff Hardin LLP		14,877.80				14,877.80
001187	APG PCE, LLC							
I-815131	APG PCE, LLC	R	9/06/2013			016912		
100 3200.522200.00	Repairs & Maintenance	APG PCE, LLC		130.24				
I-815132	APG PCE, LLC	R	9/06/2013			016912		
100 1565.531230.00	Electricity	APG PCE, LLC		984.79				
I-815134	APG PCE, LLC	R	9/06/2013			016912		
100 1565.531230.00	Electricity	APG PCE, LLC		306.83				
I-815135	APG PCE, LLC	R	9/06/2013			016912		
100 1565.531230.00	Electricity	APG PCE, LLC		57.99				
I-815136	APG PCE, LLC	R	9/06/2013			016912		
100 1565.531230.00	Electricity	APG PCE, LLC		760.83				2,240.68
001282	United Maintenance, Inc.							
I-204299	United Maintenance, Inc.	R	9/06/2013			016913		
100 6200.522200.06	R&M-Parks	United Maintenance,		686.29				686.29
001303	Custom Signs Today							
I-26139	Custom Signs Today	R	9/06/2013			016914		
100 1570.523400.00	Printing and Binding	Custom Signs Today		1,910.00				1,910.00
001397	Weibel & Associates, Inc.							
I-13-11363	Weibel & Associates, Inc.	R	9/06/2013			016915		
100 1530.521200.01	Prof Svcs-Legal	Weibel & Associates,		2,000.00				2,000.00
001414	Geo-Hydro Engineers, Inc.							
I-45845	Geo-Hydro Engineers, Inc.	R	9/06/2013			016916		
350 6200.541200.00	Site improvements	Geo-Hydro Engineers,		3,016.95				3,016.95

VENUE #E.3. 01 City of Dunwoody, GA
 BANK. 03 Suntrust Disbursement Acc

DATE RANGE: 9/01/2013 THRU 9/30/2013

VENDOR I.D.	NAME	STATUS	CHECK DATE	AMOUNT	DISCOUNT	CHECK NO	CHECK STATUS	CHECK AMOUNT
001415	Rite Way							
I-351984	Rite Way	R	9/06/2013			016917		
100 6200.522200.06	R&M-Parks	Rite Way		1,621.32				1,621.32
001444	Kenneth Wickham							
I-August 2013	Kenneth Wickham	R	9/06/2013			016918		
100 2650.521200.00	Prof Svcs	Kenneth Wickham		700.00				700.00
001510	Premier Tree and Shrub Care, L							
I-7432	Premier Tree and Shrub Care, L	R	9/06/2013			016919		
100 6200.522200.06	R&M-Parks	Premier Tree and Shr		20,500.00				
100 4200.522200.05	R&M - Right of Way Maint	Premier Tree and Shr		583.33				
100 4200.522200.01	R&M-Storm Damage Removal	Premier Tree and Shr		2,422.00				23,505.33
001517	Southern Premier Contractors,							
I-00337	4620 DUNOVER CIR	R	9/06/2013			016920		
560 4320.522200.00	Repairs & Maintenance	4620 DUNOVER CIR		155.00				
I-DUN-174	2487 DUNKERRIN LN	R	9/06/2013			016920		
560 4320.522200.00	Repairs & Maintenance	2487 DUNKERRIN LN		1,030.00				
I-DUN-175	4556 SHARON VALLEY CT	R	9/06/2013			016920		
560 4320.522200.00	Repairs & Maintenance	4556 SHARON VALLEY C		2,190.00				
I-DUN-176	4575 SHARON VALLEY CT	R	9/06/2013			016920		
560 4320.522200.00	Repairs & Maintenance	4575 SHARON VALLEY C		140.00				
I-DUN-177	4600 DUNOVER CIR	R	9/06/2013			016920		
560 4320.522200.00	Repairs & Maintenance	4600 DUNOVER CIR		450.00				
I-DUN-178	4603 SHARON VALLEY CT	R	9/06/2013			016920		
560 4320.522200.00	Repairs & Maintenance	4603 SHARON VALLEY C		390.00				
I-DUN-181	4650 SHARON VALLEY CT	R	9/06/2013			016920		
560 4320.522200.00	Repairs & Maintenance	4650 SHARON VALLEY C		450.00				
I-DUN-182	4677 SHARON VALLEY CT	R	9/06/2013			016920		
560 4320.522200.00	Repairs & Maintenance	4677 SHARON VALLEY C		840.00				5,645.00
001529	EOS Marketing & Communications							
I-13218	EOS Marketing & Communications	R	9/06/2013			016921		
100 1570.521200.00	Professional Services	EOS Marketing & Comm		2,254.70				
I-13281	EOS Marketing & Communications	R	9/06/2013			016921		
100 1570.521200.00	Professional Services	EOS Marketing & Comm		2,257.70				4,512.40
001540	T.J. Schell, LLC, Landscape Ar							
I-2013-078	T.J. Schell, LLC, Landscape Ar	R	9/06/2013			016922		
350 4200.541400.00	Infrastructure	T.J. Schell, LLC, La		450.00				450.00
001549	Gas South, LLC							
I-8.20.13-2739627154	Gas South, LLC	R	9/06/2013			016923		
100 6200.531230.00	Utilities	Gas South, LLC		663.00				663.00

VENDOR SET: 01 City of Dunwoody, GA
 BANK: 03 Suntrust Disbursement Acc
 DATE RANGE: 9/01/2013 THRU 9/30/2013

#E.3.

VENDOR I.D.	NAME	STATUS	CHECK DATE	AMOUNT	DISCOUNT	CHECK NO	CHECK STATUS	CHECK AMOUNT
001565	Georgia Development Partners, I-6 Georgia Development Partners, 350 6200.541200.00 Site improvements	R	9/06/2013	174,423.74		016924		174,423.74
001652	Tople Construction & Engineeri I-8 Tople Construction & Engineeri 350 4200.541400.00 Infrastructure	R	9/06/2013	395,684.02		016925		395,684.02
001656	De Lage Landen I-19216669 De Lage Landen 100 3200.522300.00 Rentals	R	9/06/2013	304.00		016926		304.00
001657	BWT Risk Advisors, LLC I-65675A BWT Risk Advisors, LLC 100 3200.523100.00 Property/Liability Insurance	R	9/06/2013	5,206.95		016927		5,206.95
001681	Amec Environment & Infrastruct I-H04101245-REV Amec Environment & Infrastruct 350 4200.541400.00 Infrastructure	R	9/06/2013	4,448.20		016928		
	I-H07101053-REV Amec Environment & Infrastruct 350 4200.541400.00 Infrastructure	R	9/06/2013	2,332.47		016928		
	I-H07101108 Amec Environment & Infrastruct 350 4200.541400.00 Infrastructure	R	9/06/2013	2,792.50		016928		9,573.17
001732	AT&T Mobility Attn: Anne Schm I-070155-0613 AT&T Mobility Attn: Anne Schm 215 3800.523200.00 Communications	R	9/06/2013	5,454.00		016929		5,454.00
001743	A Child is Missing I-Contribution A Child is Missing 100 3200.523600.00 Dues & Fees	R	9/06/2013	250.00		016930		250.00
001744	Columbus State University Admi I-David Barnes Columbus State University Admi 100 3200.523700.00 Education & Training	R	9/06/2013	50.00		016931		50.00
001745	American Professional Manageme I-1803 American Professional Manageme 100 3200.523700.00 Education & Training	R	9/06/2013	600.00		016932		600.00
001746	Christopher Oquwndo Photograph I-0805-0642 Christopher Oquendo Photograph 100 1570.521200.00 Professional Services	R	9/06/2013	300.00		016933		300.00

VEN#E.3. 01 City of Dunwoody, GA
BANK. 03 Suntrust Disbursement Acc
DATE RANGE: 9/01/2013 THRU 9/30/2013

VENDOR I.D.	NAME	STATUS	CHECK DATE	AMOUNT	DISCOUNT	CHECK NO	CHECK STATUS	CHECK AMOUNT
1	Brian Glusman							
I-Brian Glusman	Brian Glusman:	R	9/06/2013			016934		
100 0000.321900.01	Other Licenses and permits	Brian Glusman:		50.00				50.00
1	Georgia Sign Company							
I-Georgia Sign Co	Georgia Sign Company:	R	9/06/2013			016935		
100 0000.323100.00	Bldg Structures & Equipment	Georgia Sign Company		65.00				65.00
1	Holder Construction Company							
I-Holder Constructio	Holder Construction Company:	R	9/06/2013			016936		
100 0000.323100.00	Bldg Structures & Equipment	Holder Construction		10.80				10.80
1	Jennifer Downer							
I-Jennifer Downer	Jennifer Downer:	R	9/06/2013			016937		
100 1320.523200.00	Communications	Jennifer Downer:		6.31				6.31
1	Melanie Antos							
I-M.Antos	Melanie Antos:	R	9/06/2013			016938		
100 0000.127103.00	Special Event Sign Dep Payable	Melanie Antos:		100.00				100.00
1	Michael Starling							
I-Michael Starling	Michael Starling:	R	9/06/2013			016939		
100 7500.523500.00	Travel	Michael Starling:		20.00				
100 7500.531300.00	Food	Michael Starling:		264.57				284.57
1	Racing Solutions							
I-Racing Sol	Racing Solutions:	R	9/06/2013			016940		
100 0000.127103.00	Special Event Sign Dep Payable	Racing Solutions:		100.00				100.00
1	Trina Gallien							
I-Trina Gallien	Trina Gallien:	R	9/06/2013			016941		
100 2650.523500.00	Travel	Trina Gallien:		179.65				179.65
000061	Blue Cross Blue Shield							
I-393738G	Blue Cross Blue Shield	R	9/20/2013			016942		
100 1110.512100.00	Group Insurance	Blue Cross Blue Shie		3,004.41				
100 1320.512100.00	Group Insurance	Blue Cross Blue Shie		1,629.81				
100 1330.512100.00	Group Insurance	Blue Cross Blue Shie		946.45				
100 1511.512100.00	Group Insurance	Blue Cross Blue Shie		1,374.60				
100 2650.512100.00	Group Insurance	Blue Cross Blue Shie		1,863.89				
100 3200.512100.00	Group Insurance	Blue Cross Blue Shie		49,027.96				
100 4100.512100.00	Group Insurance	Blue Cross Blue Shie		1,374.60				59,221.72

VENDOR SET: 01 City of Dunwoody, GA
 BANK: 03 Suntrust Disbursement Acc
 DATE RANGE: 9/01/2013 THRU 9/30/2013

#E.3.

VENDOR I.D.	NAME	STATUS	CHECK DATE	AMOUNT	DISCOUNT	CHECK NO	CHECK STATUS	CHECK AMOUNT
000075	Marietta Daily Journal Neighbo							
I-326100	Marietta Daily Journal Neighbo	R	9/20/2013			016943		
100 1570.523300.00	Advertising		Marietta Daily Journ	1,575.00				1,575.00
000088	Dekalb County Tax Commissioner							
I-06 279 04 001	Dekalb County Tax Commissioner	R	9/20/2013			016944		
100 6200.531230.00	Utilities		Dekalb County Tax Co	303.60				303.60
000088	Dekalb County Tax Commissioner							
I-18 344 03 003	Dekalb County Tax Commissioner	R	9/20/2013			016945		
100 6200.531230.00	Utilities		Dekalb County Tax Co	655.50				655.50
000088	Dekalb County Tax Commissioner							
I-18 352 01 011	Dekalb County Tax Commissioner	R	9/20/2013			016946		
100 6200.531230.00	Utilities		Dekalb County Tax Co	69.00				69.00
000088	Dekalb County Tax Commissioner							
I-18 376 01 003	Dekalb County Tax Commissioner	R	9/20/2013			016947		
100 6200.531230.00	Utilities		Dekalb County Tax Co	179.40				179.40
000094	WEX BANK							
I-34214455	WEX BANK	R	9/20/2013			016948		
100 3200.531270.00	Gasoline		WEX BANK	3,448.72				3,448.72
000118	Peace Officers'							
I-Sept 2013	Peace Officers'	R	9/20/2013			016949		
100 0000.121300.15	POAB Deduction Payable		Peace Officers'	640.00				640.00
000129	Verizon Wireless							
I-9709844310	Verizon Wireless	R	9/20/2013			016950		
100 1110.523200.00	Communications		Verizon Wireless	60.80				
100 1110.523200.00	Communications		Verizon Wireless	38.01				
100 1320.523200.00	Communications		Verizon Wireless	211.69				
100 1330.523200.00	Communications		Verizon Wireless	90.57				
100 1511.523200.00	Communications		Verizon Wireless	98.81				
100 2650.523200.00	Communications		Verizon Wireless	60.55				
100 3200.523200.00	Communications		Verizon Wireless	2,566.89				
100 4100.523200.00	Communications		Verizon Wireless	98.56				
100 6200.523200.00	Communications		Verizon Wireless	38.03				3,263.91
000138	Riley McLendon, LLC							
I-18 359 01 024	Riley McLendon, LLC	R	9/20/2013			016951		
350 4200.541400.00	Infrastructure		Riley McLendon, LLC	6,652.00				
I-61395	Riley McLendon, LLC	R	9/20/2013			016951		
100 1530.521200.01	Prof Svcs-Legal		Riley McLendon, LLC	12,500.00				
I-61396	Riley McLendon, LLC	R	9/20/2013			016951		
100 1530.521200.02	Prof Svcs-Litigation		Riley McLendon, LLC	630.00				
I-61398	Riley McLendon, LLC	R	9/20/2013			016951		

VENUE #E.3. 01 City of Dunwoody, GA
BANK. 03 Suntrust Disbursement Acc
DATE RANGE: 9/01/2013 THRU 9/30/2013

VENDOR I.D.	NAME	STATUS	CHECK DATE	AMOUNT	DISCOUNT	CHECK NO	CHECK STATUS	CHECK AMOUNT
000138	Riley McLendon, LLC	CONT						
I-61398	Riley McLendon, LLC	R	9/20/2013			016951		
350 4200.541400.00	Infrastructure	Riley McLendon, LLC		755.00				
I-61399	Riley McLendon, LLC	R	9/20/2013			016951		
350 4200.541400.00	Infrastructure	Riley McLendon, LLC		297.00				
I-61400	Riley McLendon, LLC	R	9/20/2013			016951		
560 4320.521200.09	Prof Svcs-Stormwater	Riley McLendon, LLC		924.00				21,758.00
000149	AT&T							
I-Sept 2013	AT&T	R	9/20/2013			016952		
100 1535.523200.00	Communications	AT&T		86.93				86.93
000160	Georgia Technology Authority							
I-924-660880813	Georgia Technology Authority	R	9/20/2013			016953		
100 3200.521300.00	Technical Svcs	Georgia Technology A		32.02				32.02
000165	Vulcan Materials Company							
I-101-220446	Vulcan Materials Company	R	9/20/2013		3.75CR	016954		
560 4320.531100.00	Supplies	Vulcan Materials Com		365.75				
I-10463521	Vulcan Materials Company	R	9/20/2013			016954		
100 4200.531100.00	Supplies	Vulcan Materials Com		646.52				
I-10580359	Vulcan Materials Company	R	9/20/2013			016954		
100 4200.531100.00	Supplies	Vulcan Materials Com		287.55				
I-841-220213	Vulcan Materials Company	R	9/20/2013		1.50CR	016954		
560 4320.531100.00	Supplies	Vulcan Materials Com		267.75				
I-841-220851	Vulcan Materials Company	R	9/20/2013		3.75CR	016954		
560 4320.531100.00	Supplies	Vulcan Materials Com		408.88				1,976.45
000196	Roadworx							
I-58533	Roadworx	R	9/20/2013			016955		
560 4320.522200.00	Repairs & Maintenance	Roadworx		27,708.30				
100 4200.522200.02	R&M - Street Maintenance	Roadworx		34,571.68				62,279.98
000211	GIRMA							
I-194978	GIRMA	R	9/20/2013			016956		
100 3200.523100.01	Claims	GIRMA		1,000.00				1,000.00
000216	Strategic Datacom Inc							
I-8441	Strategic Datacom Inc	R	9/20/2013			016957		
100 1565.522200.00	Repairs & Maintenance	Strategic Datacom In		150.00				150.00
000226	FBI CAAA							
I-FBI Atlanta	FBI CAAA	R	9/20/2013			016958		
100 3200.523500.00	Travel	FBI CAAA		90.00				90.00

VENDOR SET: 01 City of Dunwoody, GA
 BANK: 03 Suntrust Disbursement Acc
 DATE RANGE: 9/01/2013 THRU 9/30/2013

#E.3.

VENDOR I.D.	NAME	STATUS	CHECK DATE	AMOUNT	DISCOUNT	CHECK NO	CHECK STATUS	CHECK AMOUNT
000245	FedEx							
I-2-366-52057	FedEx	R	9/20/2013			016959		
100 3200.523200.00	Communications	FedEx		29.75				
I-2-374-35379	FedEx	R	9/20/2013			016959		
100 3200.523200.00	Communications	FedEx		40.47				
100 4100.523200.00	Communications	FedEx		21.48				
I-2-381-73070	FedEx	R	9/20/2013			016959		
100 1320.523200.00	Communications	FedEx		47.46				
I-2-388-91915	FedEx	R	9/20/2013			016959		
100 1330.523200.00	Communications	FedEx		57.37				196.53
000296	Cummins Power South							
I-010-79514	Cummins Power South	R	9/20/2013			016960		
100 1565.522200.00	Repairs & Maintenance	Cummins Power South		338.12				338.12
001023	Victoria Clearfield							
I-August 2013	Victoria Clearfield	R	9/20/2013			016961		
100 2650.521300.00	Technical Svcs	Victoria Clearfield		1,440.00				1,440.00
001026	Guardian - Appleton							
I-452860-Oct 2013	Guardian - Appleton	R	9/20/2013			016962		
100 1110.512100.00	Group Insurance	Guardian - Appleton		240.54				
100 1320.512100.00	Group Insurance	Guardian - Appleton		120.27				
100 1330.512100.00	Group Insurance	Guardian - Appleton		65.75				
100 1511.512100.00	Group Insurance	Guardian - Appleton		120.27				
100 2650.512100.00	Group Insurance	Guardian - Appleton		183.05				
100 3200.512100.00	Group Insurance	Guardian - Appleton		3,821.59				
100 4100.512100.00	Group Insurance	Guardian - Appleton		120.27				4,671.74
001045	Specialty Engraving, Inc							
I-227482	Specialty Engraving, Inc	R	9/20/2013			016963		
100 3200.531600.00	Small Equipment	Specialty Engraving,		90.00				90.00
001097	US Department of Homeland Secu							
I-SAVE-322683	US Department of Homeland Secu	R	9/20/2013			016964		
100 1516.521300.00	Technical Services	US Department of Hom		25.00				25.00
001187	APG PCE, LLC							
I-PC41-100 Oct 2013	APG PCE, LLC	R	9/20/2013			016965		
100 0000.123310.00	Abated Rent	APG PCE, LLC		41,804.03				41,804.03
001245	Communit-Y Health network							
I-September 2013	Communit-Y Health network	R	9/20/2013			016966		
100 1540.512900.00	Other Employment Benefits	Communit-Y Health ne		11,100.00				11,100.00

VEN#E.3. 01 City of Dunwoody, GA
BANK. 03 Suntrust Disbursement Acc

DATE RANGE: 9/01/2013 THRU 9/30/2013

VENDOR I.D.	NAME	STATUS	CHECK DATE	AMOUNT	DISCOUNT	CHECK NO	CHECK STATUS	CHECK AMOUNT
001252	SeeClickFix							
I-3880	SeeClickFix	R	9/20/2013			016967		
100 4100.522200.00	Repairs & Maintenance	SeeClickFix		10,000.00				10,000.00
001316	Lose and Associates							
I-20130838	BROOK RUN TRAIL PHASE II	R	9/20/2013			016968		
350 6200.541200.00	Site improvements	BROOK RUN TRAIL PHAS		1,576.25				1,576.25
001345	JEL Consulting Group, LLC							
I-168	JEL Consulting Group, LLC	R	9/20/2013			016969		
100 7000.521200.00	Prof Svcs	JEL Consulting Group		2,500.00				2,500.00
001414	Geo-Hydro Engineers, Inc.							
I-046119	PEACHFORD EXPLORE/EVAL	R	9/20/2013			016970		
350 4200.541400.00	Infrastructure	PEACHFORD EXPLORE/EV		2,500.00				
I-46012	Geo-Hydro Engineers, Inc.	R	9/20/2013			016970		
350 6200.541200.00	Site improvements	Geo-Hydro Engineers,		5,786.70				
I-46118	Geo-Hydro Engineers, Inc.	R	9/20/2013			016970		
350 6200.541200.00	Site improvements	Geo-Hydro Engineers,		3,400.00				11,686.70
001421	Chattahoochee River 911 Author							
I-October 2013	Chattahoochee River 911 Author	R	9/20/2013			016971		
215 3800.571000.00	Intergovernmental-E911	Chattahoochee River		89,583.33				89,583.33
001444	Kenneth Wickham							
I-Sept 2013	Kenneth Wickham	R	9/20/2013			016972		
100 2650.521200.00	Prof Svcs	Kenneth Wickham		350.00				350.00
001481	Unitrends Corporation							
I-46283	Unitrends Corporation	R	9/20/2013			016973		
100 1535.522200.00	Repairs & Maintenance	Unitrends Corporatio		4,139.00				4,139.00
001492	James Duncan and Associates, I							
I-386-11-21	James Duncan and Associates, I	R	9/20/2013			016974		
100 7000.521200.00	Prof Svcs	James Duncan and Ass		4,668.75				4,668.75
001508	Atlanta Business Chronicle							
I-7075625	Atlanta Business Chronicle	R	9/20/2013			016975		
100 1320.531400.00	Books & Periodicals	Atlanta Business Chr		99.00				99.00
001510	Premier Tree and Shrub Care, L							
I-7440	Premier Tree and Shrub Care, L	R	9/20/2013			016976		
100 6200.522200.06	R&M-Parks	Premier Tree and Shr		20,630.00				
100 4200.522200.05	R&M - Right of Way Maint	Premier Tree and Shr		753.33				
100 4200.522200.01	R&M-Storm Damage Removal	Premier Tree and Shr		765.00				22,148.33

VENDOR SET: 01 City of Dunwoody, GA
 BANK: 03 Suntrust Disbursement Acc
 DATE RANGE: 9/01/2013 THRU 9/30/2013

#E.3.

VENDOR I.D.	NAME	STATUS	CHECK DATE	AMOUNT	DISCOUNT	CHECK NO	CHECK STATUS	CHECK AMOUNT
001517	Southern Premier Contractors,							
I-DUN-183	2821 FONTAINBLEU DR	R	9/20/2013			016977		
560 4320.522200.00	Repairs & Maintenance		2821 FONTAINBLEU DR	165.00				
I-DUN-186	BARCLAY DR @ BROOKRUN	R	9/20/2013			016977		
560 4320.522200.00	Repairs & Maintenance		BARCLAY DR @ BROOKRU	1,245.00				
I-DUN-187	2383 LEDGEWOOD DR	R	9/20/2013			016977		
560 4320.522200.00	Repairs & Maintenance		2383 LEDGEWOOD DR	1,055.00				
I-DUN-188	2777 FLEUR DE LIS WAY	R	9/20/2013			016977		
560 4320.522200.00	Repairs & Maintenance		2777 FLEUR DE LIS WA	910.00				
I-DUN-189	2469 KINGS POINT DR	R	9/20/2013			016977		
560 4320.522200.00	Repairs & Maintenance		2469 KINGS POINT DR	865.00				4,240.00
001617	Johnson Landscape, Inc. dba Ve							
I-4	Johnson Landscape, Inc. dba Ve	R	9/20/2013			016978		
350 4200.541400.00	Infrastructure		Johnson Landscape, I	53,209.52				53,209.52
001665	Garner & Still							
I-DTS-11266 Oct 13	Garner & Still	R	9/20/2013			016979		
100 1530.521200.02	Prof Svcs-Litigation		Garner & Still	1,852.50				1,852.50
001673	Aerial Innovations of Ga., Inc							
I-42311	Aerial Innovations of Ga., Inc	R	9/20/2013			016980		
100 7000.521300.00	Technical Svcs		Aerial Innovations o	94.50				
I-42374	Aerial Innovations of Ga., Inc	R	9/20/2013			016980		
100 7000.521300.00	Technical Svcs		Aerial Innovations o	94.50				
I-42400	Aerial Innovations of Ga., Inc	R	9/20/2013			016980		
100 7000.521300.00	Technical Svcs		Aerial Innovations o	100.00				
I-42458	Aerial Innovations of Ga., Inc	R	9/20/2013			016980		
100 7000.521300.00	Technical Svcs		Aerial Innovations o	94.50				383.50
001689	Kacena Design, LLC							
I-Kaceena 9.4.13_1	DWY NATURE CNTR ADDITIONS	R	9/20/2013			016981		
350 1565.541300.00	Buildings		DWY NATURE CNTR ADDI	3,500.00				3,500.00
001690	Oldcastle Precast Inc.							
I-410121465	Oldcastle Precast Inc.	R	9/20/2013			016982		
560 4320.531100.00	Supplies		Oldcastle Precast In	546.45				546.45
001694	W.K. Dickson & Co., Inc							
I-75626	STORMWATER MGMT PLAN	R	9/20/2013			016983		
560 4320.521200.09	Prof Svcs-Stormwater		STORMWATER MGMT PLAN	1,155.00				1,155.00
001695	Foresite Group, Inc							
I-16064	BROOK RUN DOG PARK	R	9/20/2013			016984		
350 6200.541200.00	Site improvements		BROOK RUN DOG PARK	8,960.80				8,960.80

VENDOR #E.3. 01 City of Dunwoody, GA
BANK. 03 Suntrust Disbursement Acc
DATE RANGE: 9/01/2013 THRU 9/30/2013

VENDOR I.D.	NAME	STATUS	CHECK DATE	AMOUNT	DISCOUNT	CHECK NO	CHECK STATUS	CHECK AMOUNT
001706	F.M. Shelton, Inc.							
I-15151	F.M. Shelton, Inc.	R	9/20/2013			016985		
560 4320.531100.00	Supplies	F.M. Shelton, Inc.		1,579.73				1,579.73
001708	Georgia Fleet Sales							
I-6072	Georgia Fleet Sales	R	9/20/2013			016986		
100 3200.522200.02	Repairs & Maintenance-Vehicle	Georgia Fleet Sales		165.00				
I-6073	Georgia Fleet Sales	R	9/20/2013			016986		
100 3200.522200.02	Repairs & Maintenance-Vehicle	Georgia Fleet Sales		115.00				280.00
001716	Howard Fertilizer & Chemical.,							
I-1720083	Howard Fertilizer & Chemical.,	R	9/20/2013			016987		
100 6200.531100.00	Supplies	Howard Fertilizer &		552.00				552.00
001721	Carr, Lawson, Cantrell & Assoc							
I-10241.5R	Carr, Lawson, Cantrell & Assoc	R	9/20/2013			016988		
350 4200.541400.00	Infrastructure	Carr, Lawson, Cantre		1,250.00				1,250.00
001724	Testing Engineering & Consulti							
I-4935	Testing Engineering & Consulti	R	9/20/2013			016989		
100 6200.521200.00	Professional Services	Testing Engineering		850.00				850.00
001727	Willmer Engineering, Inc.							
I-94181	Willmer Engineering, Inc.	R	9/20/2013			016990		
350 4200.522200.00	Repairs & Maintenance	Willmer Engineering,		16,586.00				
I-94234	Willmer Engineering, Inc.	R	9/20/2013			016990		
350 4200.522200.00	Repairs & Maintenance	Willmer Engineering,		5,535.75				22,121.75
001731	David Zagoria							
I-D00024230	David Zagoria	R	9/20/2013			016991		
100 2650.521200.04	Prof Svcs-Public Defender	David Zagoria		190.00				190.00
001748	Alphagraphics US 592							
I-10719	Alphagraphics US 592	R	9/20/2013			016992		
100 3200.523400.00	Printing & Binding	Alphagraphics US 592		424.75				424.75
1	Dunwoody Country Club							
I-9701	Dunwoody Country Club:	R	9/20/2013			016993		
100 1110.531300.00	Food	Dunwoody Country Clu		33.43				33.43
1	Heather Milstead							
I-Heather Milstead	Heather Milstead:	R	9/20/2013			016994		
100 0000.347900.00	Pavilion Rentals	Heather Milstead:		200.00				200.00

VENDOR SET: 01 City of Dunwoody, GA
BANK: 03 Suntrust Disbursement Acc
DATE RANGE: 9/01/2013 THRU 9/30/2013

#E.3.

VENDOR I.D.	NAME	STATUS	CHECK DATE	AMOUNT	DISCOUNT	CHECK NO	CHECK STATUS	CHECK AMOUNT
1	Kingsley Agbeyegbe							
I-Kinglsey Agbeyegbe	Kingsley Agbeyegbe:	R	9/20/2013			016995		
100 0000.347900.00	Pavillion Rentals	Kingsley Agbeyegbe:		400.00				400.00
1	Melanie Antos							
I-Melanie Antos 2	Melanie Antos:	R	9/20/2013			016996		
100 0000.127103.00	Special Event Sign Dep Payable	Melanie Antos:		100.00				100.00
1	Mitec							
I-Mitec	Mitec:	R	9/20/2013			016997		
100 0000.323100.00	Bldg Structures & Equipment	Mitec:		50.00				50.00
1	Nutraformance dba ABI Sports							
I-Nutraformance	Nutraformance dba ABI Sports:	R	9/20/2013			016998		
100 0000.316100.00	Business & Occupation Tax	Nutraformance dba AB		173.75				173.75
1	Pellicano Construction							
I-Pellicano	Pellicano Construction:	R	9/20/2013			016999		
100 0000.323100.00	Bldg Structures & Equipment	Pellicano Constructi		330.37				330.37
1	Rosie Daughtery							
I-Rosie Daughtery	Rosie Daughtery:	R	9/20/2013			017000		
100 0000.347900.00	Pavillion Rentals	Rosie Daughtery:		200.00				200.00
1	Van Sant Law, LLC							
I-Van Sant	Van Sant Law, LLC:	R	9/20/2013			017001		
100 0000.389000.00	Other Charges For Svcs	Van Sant Law, LLC:		5.00				5.00

* * T O T A L S * *	NO	INVOICE AMOUNT	DISCOUNTS	CHECK AMOUNT
REGULAR CHECKS:	113	1,985,574.15	9.00CR	1,985,565.15
HAND CHECKS:	0	0.00	0.00	0.00
DRAFTS:	10	386,995.29	0.00	386,995.29
EFT:	0	0.00	0.00	0.00
NON CHECKS:	0	0.00	0.00	0.00
VOID CHECKS:	0	VOID DEBITS 0.00		
		VOID CREDITS 0.00	0.00	0.00

TOTAL ERRORS: 0

VENUE #E.3 01 City of Dunwoody, GA
BANK. 03 Suntrust Disbursement Acc

DATE RANGE: 9/01/2013 THRU 9/30/2013

** G/L ACCOUNT TOTALS **

G/L ACCOUNT	NAME	AMOUNT
100 0000.121110.00	PCard A/P Control	65,642.31
100 0000.121300.12	EE-Vision Payable	425.40
100 0000.121300.15	POAB Deduction Payable	640.00
100 0000.121300.16	Flex Spending Ded Payable	1,048.98
100 0000.123310.00	Abated Rent	41,804.03
100 0000.127103.00	Special Event Sign Dep Payable	300.00
100 0000.316100.00	Business & Occupation Tax	173.75
100 0000.321900.01	Other Licenses and permits	50.00
100 0000.323100.00	Bldg Structures & Equipment	456.17
100 0000.347900.00	Pavilion Rentals	800.00
100 0000.389000.00	Other Charges For Svcs	5.00
100 1110.512100.00	Group Insurance	3,244.95
100 1110.523200.00	Communications	98.81
100 1110.531300.00	Food	33.43
100 1320.512100.00	Group Insurance	1,750.08
100 1320.523200.00	Communications	265.46
100 1320.531400.00	Books & Periodicals	99.00
100 1330.512100.00	Group Insurance	1,012.20
100 1330.523200.00	Communications	147.94
100 1511.512100.00	Group Insurance	1,494.87
100 1511.521100.01	Official/Admin Svcs	104,166.42
100 1511.523200.00	Communications	98.81
100 1512.521200.00	Professional Services	500.25
100 1516.521300.00	Technical Services	25.00
100 1530.521200.01	Prof Svcs-Legal	14,500.00
100 1530.521200.02	Prof Svcs-Litigation	17,360.30
100 1535.521100.01	Official/Admin Svcs	24,517.94
100 1535.522200.00	Repairs & Maintenance	4,139.00
100 1535.523200.00	Communications	2,431.93
100 1540.512900.00	Other Employment Benefits	11,100.00
100 1565.522200.00	Repairs & Maintenance	488.12
100 1565.522300.00	Rentals	703.00
100 1565.531230.00	Electricity	2,110.44
100 1570.521100.01	Official/Admin Svcs	24,197.58
100 1570.521200.00	Professional Services	4,812.40
100 1570.523300.00	Advertising	1,575.00
100 1570.523400.00	Printing and Binding	1,910.00
100 2650.512100.00	Group Insurance	2,046.94
100 2650.521200.00	Prof Svcs	3,150.00
100 2650.521200.04	Prof Svcs-Public Defender	190.00
100 2650.521300.00	Technical Svcs	1,797.78
100 2650.522200.00	Repairs & Maintenance	12,611.94
100 2650.523200.00	Communications	60.55
100 2650.523500.00	Travel	179.65
100 3200.512100.00	Group Insurance	52,849.55
100 3200.521200.00	Prof Svcs	73.00

VENDOR SET: 01 City of Dunwoody, GA
 BANK: 03 Suntrust Disbursement Acc
 DATE RANGE: 9/01/2013 THRU 9/30/2013

#E.3.

** G/L ACCOUNT TOTALS **

G/L ACCOUNT	NAME	AMOUNT
100 3200.521300.00	Technical Svcs	120.52
100 3200.522200.00	Repairs & Maintenance	130.24
100 3200.522200.02	Repairs & Maintenance-Vehicle	280.00
100 3200.522300.00	Rentals	304.00
100 3200.523100.00	Property/Liability Insurance	5,206.95
100 3200.523100.01	Claims	1,000.00
100 3200.523200.00	Communications	4,820.15
100 3200.523400.00	Printing & Binding	424.75
100 3200.523500.00	Travel	90.00
100 3200.523600.00	Dues & Fees	250.00
100 3200.523700.00	Education & Training	650.00
100 3200.531100.01	Supplies-Explorer Program	155.00
100 3200.531270.00	Gasoline	22,177.66
100 3200.531600.00	Small Equipment	90.00
100 4100.512100.00	Group Insurance	1,494.87
100 4100.521100.01	Official/Admin Svcs	21,250.00
100 4100.522200.00	Repairs & Maintenance	10,000.00
100 4100.523200.00	Communications	120.04
100 4100.531230.00	Electricity	37,376.69
100 4200.522200.01	R&M-Storm Damage Removal	3,187.00
100 4200.522200.02	R&M - Street Maintenance	34,571.68
100 4200.522200.05	R&M - Right of Way Maint	1,336.66
100 4200.531100.00	Supplies	3,172.60
100 6200.521100.01	Official/Admin Svcs	10,416.65
100 6200.521200.00	Professional Services	850.00
100 6200.522200.06	R&M-Parks	43,437.61
100 6200.523200.00	Communications	38.03
100 6200.531100.00	Supplies	552.00
100 6200.531230.00	Utilities	12,826.19
100 7000.521100.01	Official/Admin Svcs	125,166.66
100 7000.521200.00	Prof Svcs	7,168.75
100 7000.521300.00	Technical Svcs	383.50
100 7500.523500.00	Travel	20.00
100 7500.531300.00	Food	264.57
	*** FUND TOTAL ***	756,420.75
215 3800.523200.00	Communications	5,454.00
215 3800.571000.00	Intergovernmental-E911	89,583.33
	*** FUND TOTAL ***	95,037.33
350 1565.541300.00	Buildings	3,500.00
350 4200.522200.00	Repairs & Maintenance	22,121.75
350 4200.541400.00	Infrastructure	470,370.71
350 6200.541100.00	Sites	16,898.53
350 6200.541200.00	Site improvements	197,164.44
	*** FUND TOTAL ***	710,055.43

VEN#E.3. 01 City of Dunwoody, GA
BANK. 03 Suntrust Disbursement Acc

DATE RANGE: 9/01/2013 THRU 9/30/2013

** G/L ACCOUNT TOTALS **

G/L ACCOUNT	NAME	AMOUNT
405 8000.581200.01	Lease Principal	742,456.18
405 8000.582200.01	Lease Interest	14,472.94
	*** FUND TOTAL ***	756,929.12
560 4320.521100.01	Official/Admin Svcs	10,000.00
560 4320.521200.09	Prof Svcs-Stormwater	2,079.00
560 4320.522200.00	Repairs & Maintenance	37,593.30
560 4320.531100.00	Supplies	4,445.51
	*** FUND TOTAL ***	54,117.81

VENDOR SET:	BANK:	TOTALS:	NO	INVOICE AMOUNT	DISCOUNTS	CHECK AMOUNT
01	03	TOTALS:	123	2,372,569.44	9.00CR	2,372,560.44
BANK: 03		TOTALS:	123	2,372,569.44	9.00CR	2,372,560.44

VENDOR SET: 01 City of Dunwoody, GA
 BANK: 05 Suntrust Municipal Court
 DATE RANGE: 9/01/2013 THRU 9/30/2013

#E.3.

VENDOR I.D.	NAME	STATUS	CHECK DATE	AMOUNT	DISCOUNT	CHECK NO	CHECK STATUS	CHECK AMOUNT
000278	DeKalb State Court							
I-D00026335	DeKalb State Court	R	9/06/2013			202314		
745 0000.121500.01	Jail Bonds Payable	DeKalb State Court		750.00				750.00
000278	DeKalb State Court							
I-D00027513	DeKalb State Court	R	9/06/2013			202315		
745 0000.121500.01	Jail Bonds Payable	DeKalb State Court		1,100.00				1,100.00
000278	DeKalb State Court							
I-D00027544	DeKalb State Court	R	9/06/2013			202316		
745 0000.121500.01	Jail Bonds Payable	DeKalb State Court		350.00				350.00
1	WOODWARD, NAOMI MAXINE							
I-000201308302169	WOODWARD, NAOMI MAXINE:	R	9/06/2013			202317		
745 0000.121500.01	Jail Bonds Payable	Bond Refund:D0001752		140.00				
745 0000.121500.01	Jail Bonds Payable	Bond Refund:D0001752		44.00				
745 0000.121500.01	Jail Bonds Payable	Bond Refund:D0001752		350.00				534.00
1	TYNDALL, JERRY							
I-000201308302170	TYNDALL, JERRY:	R	9/06/2013			202318		
745 0000.121500.01	Jail Bonds Payable	Bond Refund:D0002557		1,500.00				1,500.00
1	CUTLIP, ROBERT GLENN							
I-000201308302171	CUTLIP, ROBERT GLENN:	R	9/06/2013			202319		
745 0000.121500.01	Jail Bonds Payable	Bond Refund:D0002598		350.00				350.00
1	FREEMAN, MANDY RENEE							
I-000201308302172	FREEMAN, MANDY RENEE:	R	9/06/2013			202320		
745 0000.121500.01	Jail Bonds Payable	Bond Refund:D0002629		100.00				
745 0000.121500.01	Jail Bonds Payable	Bond Refund:D0002629		350.00				450.00
1	TROCHE, ALFREDO							
I-000201308302173	TROCHE, ALFREDO:	R	9/06/2013			202321		
745 0000.121500.01	Jail Bonds Payable	Bond Refund:D0002724		750.00				
745 0000.121500.01	Jail Bonds Payable	Bond Refund:D0002724		730.00				
745 0000.121500.01	Jail Bonds Payable	Bond Refund:D0002724		200.00				
745 0000.121500.01	Jail Bonds Payable	Bond Refund:D0002724		150.00				1,830.00
1	HALL, KIRK E							
I-000201308302174	HALL, KIRK E:	R	9/06/2013			202322		
745 0000.121500.01	Jail Bonds Payable	Bond Refund:D0002735		175.00				175.00
1	RACINE, SEAN P							
I-000201308302175	RACINE, SEAN P:	R	9/06/2013			202323		
745 0000.121500.01	Jail Bonds Payable	Bond Refund:D0002741		148.00				148.00

VENUE #E.3. 01 City of Dunwoody, GA
BANK. 05 Suntrust Municipal Court
DATE RANGE: 9/01/2013 THRU 9/30/2013

VENDOR I.D.	NAME	STATUS	CHECK DATE	AMOUNT	DISCOUNT	CHECK NO	CHECK STATUS	CHECK AMOUNT
1	OWENSBY, CRYSTAL LASHAUN							
I-000201308302176	OWENSBY, CRYSTAL LASHAUN:	R	9/06/2013			202324		
745 0000.121500.01	Jail Bonds Payable			Bond Refund:D0002760	350.00			350.00
1	BALL, MYCHAEL ANDREW JR							
I-000201308302177	BALL, MYCHAEL ANDREW JR:	R	9/06/2013			202325		
745 0000.121500.01	Jail Bonds Payable			Bond Refund:D0002778	350.00			350.00
1	HENRY, SARAH JACQUELINE							
I-000201308302178	HENRY, SARAH JACQUELINE:	R	9/06/2013			202326		
745 0000.121500.01	Jail Bonds Payable			Bond Refund:D0002781	730.00			730.00
1	RODRIGUEZ, TERESA							
I-000201308302179	RODRIGUEZ, TERESA:	R	9/06/2013			202327		
745 0000.121500.01	Jail Bonds Payable			Bond Refund:D0002782	200.00			200.00
1	ENRIQUEZ, ANNIE G							
I-000201308302180	ENRIQUEZ, ANNIE G:	R	9/06/2013			202328		
745 0000.121500.01	Jail Bonds Payable			Bond Refund:D0002800	230.00			
745 0000.121500.01	Jail Bonds Payable			Bond Refund:D0002800	130.00			
745 0000.121500.01	Jail Bonds Payable			Bond Refund:D0002800	230.00			590.00
1	SAGOES, JANE DENISE							
I-000201308302181	SAGOES, JANE DENISE:	R	9/06/2013			202329		
745 0000.121500.01	Jail Bonds Payable			Bond Refund:D0002799	350.00			350.00
1	CASH, NICHOLE							
I-000201308302182	CASH, NICHOLE:	R	9/06/2013			202330		
745 0000.121500.01	Jail Bonds Payable			Bond Refund:D0002806	175.00			
745 0000.121500.01	Jail Bonds Payable			Bond Refund:D0002806	350.00			525.00
1	STEPPI-JONES, CURTIS E							
I-000201308302183	STEPPI-JONES, CURTIS E:	R	9/06/2013			202331		
745 0000.121500.01	Jail Bonds Payable			Bond Refund:D0002806	400.00			400.00
1	GARZONA, ELISA MICHELLE							
I-000201308302184	GARZONA, ELISA MICHELLE:	R	9/06/2013			202332		
745 0000.121500.01	Jail Bonds Payable			Bond Refund:D0002827	350.00			
745 0000.121500.01	Jail Bonds Payable			Bond Refund:D0002828	350.00			
745 0000.121500.01	Jail Bonds Payable			Bond Refund:D0028278	250.00			950.00
1	SALGADO-PALACIOS, ISMAEL							
I-000201308302185	SALGADO-PALACIOS, ISMAEL:	R	9/06/2013			202333		
745 0000.121500.01	Jail Bonds Payable			Bond Refund:D0002849	175.00			
745 0000.121500.01	Jail Bonds Payable			Bond Refund:D0002849	730.00			905.00

VENDOR SET: 01 City of Dunwoody, GA
 BANK: 05 Suntrust Municipal Court
 DATE RANGE: 9/01/2013 THRU 9/30/2013

#E.3.

VENDOR I.D.	NAME	STATUS	CHECK DATE	AMOUNT	DISCOUNT	CHECK NO	CHECK STATUS	CHECK AMOUNT
1	GONZALEZ-VICENTE, JUAN BEJNAM							
I-000201308302186	GONZALEZ-VICENTE, JUAN BEJNAM:	R	9/06/2013			202334		
745 0000.121500.01	Jail Bonds Payable			175.00				
745 0000.121500.01	Jail Bonds Payable			730.00				905.00
1	BEASLEY, CHERISE LANAE							
I-000201308302187	BEASLEY, CHERISE LANAE:	R	9/06/2013			202335		
745 0000.121500.01	Jail Bonds Payable			50.00				50.00
1	Caster Lawson							
I-Caster Lawson	Caster Lawson:	R	9/06/2013			202336		
745 0000.121500.01	Jail Bonds Payable			1,080.00				1,080.00
1	Maria Martinez-Tejada							
I-Maria Martinez-Tej	Maria Martinez-Tejada:	R	9/06/2013			202337		
745 0000.121500.01	Jail Bonds Payable			880.00				880.00
000116	DeKalb County Finance Dept.							
I-August 2013	DeKalb County Finance Dept.	R	9/20/2013			202338		
745 0000.121800.00	Due to State Agencies			4,199.73				4,199.73
000118	Peace Officers'							
I-August 2013	Peace Officers'	R	9/20/2013			202339		
745 0000.121800.00	Due to State Agencies			4,442.58				4,442.58
000146	GSCCCA							
I-August 2013	GSCCCA	R	9/20/2013			202340		
745 0000.121800.00	Due to State Agencies			19,258.32				19,258.32
000278	DeKalb State Court							
I-D00025448	DeKalb State Court	R	9/20/2013			202341		
745 0000.121500.01	Jail Bonds Payable			350.00				350.00
000278	DeKalb State Court							
I-D00027105	DeKalb State Court	R	9/20/2013			202342		
745 0000.121500.01	Jail Bonds Payable			350.00				350.00
000278	DeKalb State Court							
I-D00027759	DeKalb State Court	R	9/20/2013			202343		
745 0000.121500.01	Jail Bonds Payable			745.00				745.00
001062	DeKalb Co Drug Abuse Treatment							
I-August 2013	DeKalb Co Drug Abuse Treatment	R	9/20/2013			202344		
745 0000.121800.00	Due to State Agencies			807.25				807.25

VENUE #E.3. 01 City of Dunwoody, GA
BANK. 05 Suntrust Municipal Court
DATE RANGE: 9/01/2013 THRU 9/30/2013

VENDOR I.D.	NAME	STATUS	CHECK DATE	AMOUNT	DISCOUNT	CHECK NO	CHECK STATUS	CHECK AMOUNT
1	JOHNS, PETRINA							
I-000201309132189	JOHNS, PETRINA:	R	9/20/2013			202345		
745 0000.121500.01	Jail Bonds Payable		Bond Refund:D0002352	350.00				350.00
1	XU, MAN YEE							
I-000201309132190	XU, MAN YEE:	R	9/20/2013			202346		
745 0000.121500.01	Jail Bonds Payable		Bond Refund:D0002476	350.00				350.00
1	CASTILLO, MARIA							
I-000201309132191	CASTILLO, MARIA:	R	9/20/2013			202347		
745 0000.121500.01	Jail Bonds Payable		Bond Refund:20956	625.00				625.00
1	SCHMIDT, EMILY ANN							
I-000201309132192	SCHMIDT, EMILY ANN:	R	9/20/2013			202348		
745 0000.121500.01	Jail Bonds Payable		Bond Refund:D0002502	150.00				
745 0000.121500.01	Jail Bonds Payable		Bond Refund:D0002502	400.00				550.00
1	HIROSHI, ENDO							
I-000201309132193	HIROSHI, ENDO:	R	9/20/2013			202349		
745 0000.121500.01	Jail Bonds Payable		Bond Refund:D0002556	139.00				139.00
1	INNISS-ALEXANDER, ERICA							
I-000201309132194	INNISS-ALEXANDER, ERICA:	R	9/20/2013			202350		
745 0000.121500.01	Jail Bonds Payable		Bond Refund:D0002657	1,425.00				1,425.00
1	TUCKER, ROSEANNE E							
I-000201309132195	TUCKER, ROSEANNE E:	R	9/20/2013			202351		
745 0000.121500.01	Jail Bonds Payable		Bond Refund:D0002778	350.00				350.00
1	HORNE, JAMES A							
I-000201309132196	HORNE, JAMES A:	R	9/20/2013			202352		
745 0000.121500.01	Jail Bonds Payable		Bond Refund:D0002803	750.00				
745 0000.121500.01	Jail Bonds Payable		Bond Refund:D0002803	178.00				
745 0000.121500.01	Jail Bonds Payable		Bond Refund:D0002803	178.00				
745 0000.121500.01	Jail Bonds Payable		Bond Refund:D0002803	1,000.00				
745 0000.121500.01	Jail Bonds Payable		Bond Refund:D0002803	950.00				3,056.00
1	ROMAN MENDEZ, JOSE A							
I-000201309132197	ROMAN MENDEZ, JOSE A:	R	9/20/2013			202353		
745 0000.121500.01	Jail Bonds Payable		Bond Refund:D0002818	175.00				175.00
1	CORPUS, CLAYTON ROBERT							
I-000201309132198	CORPUS, CLAYTON ROBERT:	R	9/20/2013			202354		
745 0000.121500.01	Jail Bonds Payable		Bond Refund:D0002842	325.00				
745 0000.121500.01	Jail Bonds Payable		Bond Refund:D0002842	730.00				1,055.00

VENDOR SET: 01 City of Dunwoody, GA
BANK: 05 Suntrust Municipal Court
DATE RANGE: 9/01/2013 THRU 9/30/2013

#E.3.

VENDOR I.D.	NAME	STATUS	CHECK DATE	AMOUNT	DISCOUNT	CHECK NO	CHECK STATUS	CHECK AMOUNT
1	GASKIN-WOODS, LISA M							
I-000201309132199	GASKIN-WOODS, LISA M:	R	9/20/2013			202355		
745 0000.121500.01	Jail Bonds Payable		Bond Refund:D0002841	350.00				350.00
1	VAUGHN, DOUGLAS A							
I-000201309132200	VAUGHN, DOUGLAS A:	R	9/20/2013			202356		
745 0000.121500.01	Jail Bonds Payable		Bond Refund:D0002839	350.00				350.00
1	CHAMBERS, JESSIE JAMES							
I-000201309132201	CHAMBERS, JESSIE JAMES:	R	9/20/2013			202357		
745 0000.121500.01	Jail Bonds Payable		Bond Refund:D0002836	350.00				
745 0000.121500.01	Jail Bonds Payable		Bond Refund:D0002836	400.00				750.00
1	CUNNINGHAM-MOSBY, LISA M							
I-000201309132202	CUNNINGHAM-MOSBY, LISA M:	R	9/20/2013			202358		
745 0000.121500.01	Jail Bonds Payable		Bond Refund:D0002846	130.00				
745 0000.121500.01	Jail Bonds Payable		Bond Refund:D0002846	730.00				860.00

* * T O T A L S * *	NO	INVOICE AMOUNT	DISCOUNTS	CHECK AMOUNT
REGULAR CHECKS:	45	55,989.88	0.00	55,989.88
HAND CHECKS:	0	0.00	0.00	0.00
DRAFTS:	0	0.00	0.00	0.00
EFT:	0	0.00	0.00	0.00
NON CHECKS:	0	0.00	0.00	0.00
VOID CHECKS:	0	VOID DEBITS 0.00		
		VOID CREDITS 0.00	0.00	

TOTAL ERRORS: 0

** G/L ACCOUNT TOTALS **

G/L ACCOUNT	NAME	AMOUNT
745 0000.121500.01	Jail Bonds Payable	27,282.00
745 0000.121800.00	Due to State Agencies	28,707.88
	*** FUND TOTAL ***	55,989.88

VENDOR SET: 01	BANK: 05	TOTALS:	NO	INVOICE AMOUNT	DISCOUNTS	CHECK AMOUNT
			45	55,989.88	0.00	55,989.88
BANK: 05	TOTALS:		45	55,989.88	0.00	55,989.88

VENDOR #E.3. 01 City of Dunwoody, GA
BANK: 06 PNC Municipal Court Cash

DATE RANGE: 9/01/2013 THRU 9/30/2013

VENDOR I.D.	NAME	STATUS	CHECK DATE	AMOUNT	DISCOUNT	CHECK NO	CHECK STATUS	CHECK AMOUNT
001168	City of Dunwoody							
I-July	City of Dunwoody	R	9/06/2013			000005		
745 0000.121900.01	Due to Other Funds-100 (SYS)		City of Dunwoody	24,125.48				24,125.48

* * T O T A L S * *	NO	INVOICE AMOUNT	DISCOUNTS	CHECK AMOUNT
REGULAR CHECKS:	1	24,125.48	0.00	24,125.48
HAND CHECKS:	0	0.00	0.00	0.00
DRAFTS:	0	0.00	0.00	0.00
EFT:	0	0.00	0.00	0.00
NON CHECKS:	0	0.00	0.00	0.00
VOID CHECKS:	0	VOID DEBITS 0.00		
		VOID CREDITS 0.00	0.00	0.00

TOTAL ERRORS: 0

** G/L ACCOUNT TOTALS **

G/L ACCOUNT	NAME	AMOUNT
745 0000.121900.01	Due to Other Funds-100 (SYS)	24,125.48
	*** FUND TOTAL ***	24,125.48

VENDOR SET: 01 BANK: 06	TOTALS:	NO	INVOICE AMOUNT	DISCOUNTS	CHECK AMOUNT
		1	24,125.48	0.00	24,125.48
BANK: 06	TOTALS:	1	24,125.48	0.00	24,125.48

VENDOR SET: 02 City of Dunwoody, GA

BANK: 08 CVB of Dunwoody

#E.3.

DATE RANGE: 9/01/2013 THRU 9/30/2013

VENDOR I.D.	NAME	STATUS	CHECK DATE	AMOUNT	DISCOUNT	CHECK NO	CHECK STATUS	CHECK AMOUNT
002086	United Healthcare							
I-32240457	United Healthcare	D	9/10/2013			000000		
950 7540.512100.00	Employees/Personnel/Benefits	United Healthcare		24.54				24.54
002013	Collinson Media and Events							
I-SUPP83E527	Collinson Media and Events	R	9/06/2013			040872		
950 7540.521200.15	Promotional/Conv/Trade Shows	Collinson Media and		2,550.00				2,550.00
002017	Dunwoody Chamber of Commerce							
I-010	Dunwoody Chamber of Commerce	R	9/06/2013			040873		
950 7540.521200.14	Promotional/Comm Developmt	Dunwoody Chamber of		637.50				637.50
002028	Reunions Magazine, Inc							
I-17965	Reunions Magazine, Inc	R	9/06/2013			040874		
950 7540.523300.00	Marketing/Advertising - Print	Reunions Magazine, I		2,000.00				2,000.00
002047	Simple View, Inc							
I-38616	Simple View, Inc	R	9/06/2013			040875		
950 7540.521300.00	Marketing/Website Management	Simple View, Inc		500.00				500.00
002066	Greater Georgia Life							
I-000242534F	Greater Georgia Life	R	9/06/2013			040876		
950 7540.512100.00	Employees/Personnel/Benefits	Greater Georgia Life		37.16				37.16
002096	Coventry Dental							
I-20130815000705	Coventry Dental	R	9/06/2013			040877		
950 7540.512100.00	Employees/Personnel/Benefits	Coventry Dental		65.64				65.64
002142	Ricoh Americas Corporation							
I-18970546	Ricoh Americas Corporation	R	9/06/2013			040878		
950 7540.522300.01	Admin/Equipment Lease	Ricoh Americas Corpo		142.29				142.29
002175	Mounting Vernon Printing							
I-37177	Mounting Vernon Printing	R	9/06/2013			040879		
950 7540.521200.14	Promotional/Comm Developmt	Mounting Vernon Prin		23.26				23.26
002002	Katherine A. Bishop							
I-Sept 2013	Katherine A. Bishop	R	9/20/2013			040880		
950 7540.523500.02	Admin/Travel	Katherine A. Bishop		56.10				
950 7540.523200.02	Admin/Telephone/Internet	Katherine A. Bishop		75.00				131.10
002004	Digitel Corporation							
I-105405	Digitel Corporation	R	9/20/2013			040881		
950 7540.523200.02	Admin/Telephone/Internet	Digitel Corporation		190.14				190.14

VENUE #E.3. 02 City of Dunwoody, GA
BANK. 08 CVB of Dunwoody

DATE RANGE: 9/01/2013 THRU 9/30/2013

VENDOR I.D.	NAME	STATUS	CHECK DATE	AMOUNT	DISCOUNT	CHECK NO	CHECK STATUS	CHECK AMOUNT
002013	Collinson Media and Events							
I-15769	Collinson Media and Events	R	9/20/2013			040882		
950 7540.523300.01	Marketing/Advertising -Digital	Collinson Media and		5,000.00				
I-15770	Collinson Media and Events	R	9/20/2013			040882		
950 7540.521200.18	Promotional/Sponsorships	Collinson Media and		7,500.00				
I-16017	Collinson Media and Events	R	9/20/2013			040882		
950 7540.521300.01	Marketing/Website Marketing	Collinson Media and		3,000.00				15,500.00
002017	Dunwoody Chamber of Commerce							
I-4622	Dunwoody Chamber of Commerce	R	9/20/2013			040883		
950 7540.523600.02	Marketing/Memberships	Dunwoody Chamber of		1,200.00				1,200.00
002047	Simple View, Inc							
I-39415	Simple View, Inc	R	9/20/2013			040884		
950 7540.521300.01	Marketing/Website Marketing	Simple View, Inc		1,500.00				1,500.00
002065	Atlanta Magazine							
I-152977	Atlanta Magazine	R	9/20/2013			040885		
950 7540.523300.00	Marketing/Advertising - Print	Atlanta Magazine		1,400.00				1,400.00
002088	Andy Williams							
I-September	Andy Williams	R	9/20/2013			040886		
950 7540.523500.01	Promotional/Travel	Andy Williams		22.55				
950 7540.523200.02	Admin/Telephone/Internet	Andy Williams		75.00				97.55
002112	PKY Fund II Atlanta II, LLC							
I-2fd1258-Oct 2013	PKY Fund II Atlanta II, LLC	R	9/20/2013			040887		
950 7540.522300.00	Admin/Rent	PKY Fund II Atlanta		3,356.08				3,356.08
002117	Comcast							
I-September 2013	Comcast	R	9/20/2013			040888		
950 7540.523200.02	Admin/Telephone/Internet	Comcast		147.96				147.96
002129	All Points Interactive Media							
I-913-41	All Points Interactive Media	R	9/20/2013			040889		
950 7540.523300.00	Marketing/Advertising - Print	All Points Interacti		1,895.00				1,895.00
002142	Ricoh Americas Corporation							
I-19323952	Ricoh Americas Corporation	R	9/20/2013			040890		
950 7540.522300.01	Admin/Equipment Lease	Ricoh Americas Corpo		142.29				142.29
002160	Kim Trawick							
I-September	Kim Trawick	R	9/20/2013			040891		
950 7540.523200.02	Admin/Telephone/Internet	Kim Trawick		75.00				75.00

VENDOR SET: 02 City of Dunwoody, GA

BANK: 08 CVB of Dunwoody

DATE RANGE: 9/01/2013 THRU 9/30/2013

#E.3.

VENDOR I.D.	NAME	STATUS	CHECK DATE	AMOUNT	DISCOUNT	CHECK NO	CHECK STATUS	CHECK AMOUNT
002170	The Knowland Group							
I-00120709	The Knowland Group	R	9/20/2013			040892		
950 7540.523600.01	Marketing/Dues & Subscriptions		The Knowland Group	3,000.00				3,000.00
002175	Mounting Vernon Printing							
I-37288	Mounting Vernon Printing	R	9/20/2013			040893		
950 7540.521200.14	Promotional/Comm Developmt		Mounting Vernon Prin	63.94				63.94
002183	Geiger Bros							
I-2479106	Geiger Bros	R	9/20/2013			040894		
950 7540.531100.01	Promotional/Promotional Matls		Geiger Bros	630.56				630.56

* * T O T A L S * *	NO	INVOICE AMOUNT	DISCOUNTS	CHECK AMOUNT
REGULAR CHECKS:	23	35,285.47	0.00	35,285.47
HAND CHECKS:	0	0.00	0.00	0.00
DRAFTS:	1	24.54	0.00	24.54
EFT:	0	0.00	0.00	0.00
NON CHECKS:	0	0.00	0.00	0.00
VOID CHECKS:	0	VOID DEBITS 0.00		
		VOID CREDITS 0.00	0.00	0.00

TOTAL ERRORS: 0

** G/L ACCOUNT TOTALS **

G/L ACCOUNT	NAME	AMOUNT
950 7540.512100.00	Employees/Personnel/Benefits	127.34
950 7540.521200.14	Promotional/Comm Developmt	724.70
950 7540.521200.15	Promotional/Conv/Trade Shows	2,550.00
950 7540.521200.18	Promotional/Sponsorships	7,500.00
950 7540.521300.00	Marketing/Website Management	500.00
950 7540.521300.01	Marketing/Website Marketing	4,500.00
950 7540.522300.00	Admin/Rent	3,356.08
950 7540.522300.01	Admin/Equipment Lease	284.58
950 7540.523200.02	Admin/Telephone/Internet	563.10
950 7540.523300.00	Marketing/Advertising - Print	5,295.00
950 7540.523300.01	Marketing/Advertising -Digital	5,000.00
950 7540.523500.01	Promotional/Travel	22.55
950 7540.523500.02	Admin/Travel	56.10
950 7540.523600.01	Marketing/Dues & Subscriptions	3,000.00
950 7540.523600.02	Marketing/Memberships	1,200.00
950 7540.531100.01	Promotional/Promotional Matls	630.56
	*** FUND TOTAL ***	35,310.01

VEN#E.3. 02 City of Dunwoody, GA
 BANK. 08 CVB of Dunwoody

DATE RANGE: 9/01/2013 THRU 9/30/2013

VENDOR I.D.	NAME	STATUS	CHECK DATE	AMOUNT	DISCOUNT	CHECK NO	CHECK STATUS	CHECK AMOUNT
			NO	INVOICE AMOUNT				CHECK AMOUNT
VENDOR SET: 02	BANK: 08	TOTALS:	24	35,310.01		0.00		35,310.01
BANK: 08	TOTALS:		24	35,310.01		0.00		35,310.01
REPORT TOTALS:			197	2,516,250.19		9.00CR		2,516,241.19

SELECTION CRITERIA

VENDOR SET: * - All
 VENDOR: ALL
 BANK CODES: All
 FUNDS: All

CHECK SELECTION

CHECK RANGE: 000000 THRU 999999
 DATE RANGE: 9/01/2013 THRU 9/30/2013
 CHECK AMOUNT RANGE: 0.00 THRU 999,999,999.99
 INCLUDE ALL VOIDS: YES

PRINT OPTIONS

SEQUENCE: CHECK NUMBER

PRINT TRANSACTIONS: YES
 PRINT G/L: YES
 UNPOSTED ONLY: NO
 EXCLUDE UNPOSTED: YES
 MANUAL ONLY: NO
 STUB COMMENTS: NO
 REPORT FOOTER: NO
 CHECK STATUS: NO
 PRINT STATUS: * - All
