

MEMORANDUM

To: Mayor and City Council

From: Chris Pike, Finance Director

Date: August 10, 2015

Subject: **Financial Report for the Year to Date Through June 30, 2015**

Following are the financial highlights for through June 30, 2015. Overall revenues are above budget led by building permits with the State Farm project. Hotel taxes are also strong this year. On the negative side, occupation taxes (aka business licenses) are about \$92,000 off last year's pace, and it appears this line item will fall short of budget by the end of the year. However, it has gained slightly from last month's variance. Also, with the tax digest in hand, I do not anticipate receiving the 5% increase budgeted for this line item. The digest rose just slightly. Court revenues dropped from 103% of budget in April to 97% in May to 93% in June. This is due to a series of operational issues including reduced scheduling because of vacancies, higher rate of cases being bound over to DeKalb, and higher rate (70%) of failure-to-appears due to mail and phone notifications not sent. Court staff is aware of the working through each issue. Finance and Court staff will monitor revenues over the next few months to see if they get back on track.

Expenses are as expected. The budget overage in Community Development is due entirely to the increased building permit revenues. In the summer, a budget amendment will be presented to capture this as well as other adjustments that are needed for the current year. Also, showing is \$3.5 million of the DeKalb settlement that was earmarked for capital park projects. Those funds were transferred to the Capital Projects Fund; causing the budget overage in the General Fund.

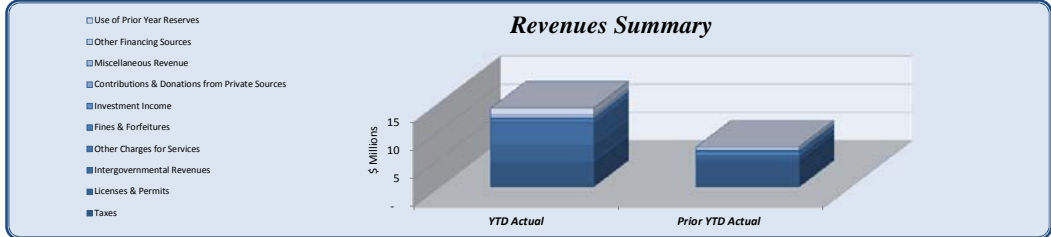
As Finance Director, I have reviewed this report. I am not aware of any material untrue statements or material omission; nor do I consider anything misleading. The financial statements and related information fairly present the financial condition and the results in all material respects. Management is responsible for internal controls and periodically evaluates these internal controls. No deficiencies in internal controls were discovered.

RECOMMENDED ACTION

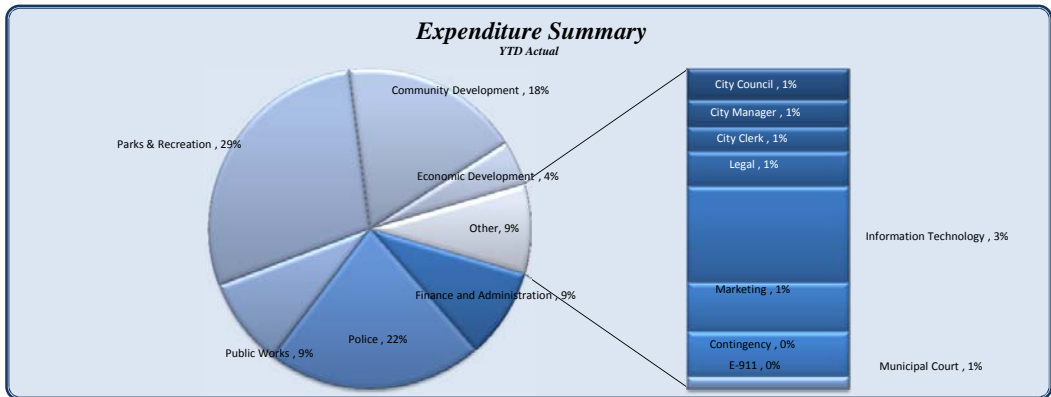
For Presentation Only; no recommendation required

City of Dunwoody
YTD Statement of Revenues and
Expenses Through June 30, 2015

Revenues & Resources	Total Annual	YTD Budget	YTD Actual	YTD Variance		Prior YTD Actual	Flux (Diff from Prior Year)
	Budget			(\$ '000)	(% of YTD Budget)		
Taxes	17,635,000	4,572,500	4,531,430	(41)	99%	4,800,783	(269,353)
Licenses & Permits	1,440,000	507,500	2,927,382	2,420	577%	743,072	2,184,310
Intergovernmental Revenues	-	-	4,000,000	4,000		3,000	3,997,000
Other Charges for Services	408,000	30,500	69,123	39	227%	66,188	2,935
Fines & Forfeitures	1,500,000	735,000	684,378	(51)	93%	748,019	(63,641)
Investment Income	20,000	10,000	1,708	(8)	17%	3,228	(1,520)
Contributions & Donations from Private Sources	5,000	250	20,830	21	8332%	5,870	14,960
Miscellaneous Revenue	213,000	106,500	128,551	22	121%	127,980	572
Other Financing Sources	1,150,000	450,000	450,000	-	100%	650,000	(200,000)
Use of Prior Year Reserves	1,070,099	1,070,099	1,220,099	150	114%	-	1,220,099
Total Revenues & Resources	23,441,099	7,482,349	14,033,502	6,551	188%	7,148,140	6,885,362



Expenditures	Total Annual	YTD Budget	YTD Actual	Variance		Prior YTD Actual	Flux (Diff from Prior Year)
	Budget			(\$ '000)	(% of YTD Budget)		
City Council	237,316	139,525	138,396	(11)	99%	142,707	4,311
City Manager	367,566	183,188	118,854	(64)	65%	156,826	37,972
City Clerk	240,778	131,149	110,304	(21)	84%	87,769	(22,535)
Legal	385,000	222,500	155,126	(67)	70%	180,689	25,563
Finance and Administration	2,939,336	1,549,937	1,437,020	(112)	93%	1,366,984	(70,036)
Information Technology	858,073	446,286	425,364	(21)	95%	410,756	(14,608)
Marketing	490,294	245,147	216,756	(28)	88%	230,278	13,522
Municipal Court	604,022	301,018	199,753	(101)	66%	204,681	4,928
Police	7,398,866	3,889,299	3,417,444	(472)	88%	3,031,979	(385,465)
E-911	73,300	36,650	55,845	(19)	152%	-	(55,845)
Public Works	3,281,439	1,640,398	1,402,778	(238)	86%	3,055,532	1,652,754
Parks & Recreation	1,612,167	953,455	4,513,012	(3,560)	473%	1,232,463	(3,280,549)
Community Development	2,657,144	1,329,668	2,837,747	(1,508)	213%	1,177,456	(1,660,291)
Economic Development	1,448,968	725,341	713,745	(12)	98%	1,144,673	430,928
Contingency	400,000	200,000	-	200	0%	-	-
Total Expenditures	22,994,269	11,993,561	15,742,144	(3,749)	131%	12,422,793	(3,319,351)



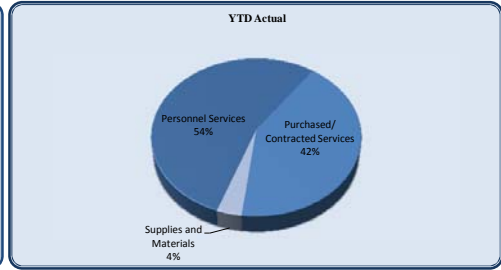
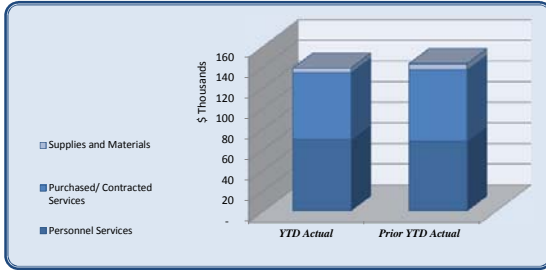
Total Revenues over/(under) Expenditures	446,830	(4,511,212)	(1,708,642)	2,802,570	(5,274,653)	3,566,011
---	----------------	--------------------	--------------------	------------------	--------------------	------------------

City of Dunwoody
YTD Statement of Revenues and
Expenses Through June 30, 2015

Revenues	Total Annual	YTD Budget	YTD Actual	Variance (\$ '000)	Prior YTD Actual (% of YTD Budget)	Prior YTD Actual	Flux (Diff from Prior Year)
	Budget						
Real Property Tax	5,700,000	-	(793)	(1)		66,536	(67,328)
Personal Property Tax	400,000	-	-	-		13,157	(13,157)
Motor Vehicle	560,000	280,000	255,162	(25)	91%	322,356	67,194
Intangibles (Reg & Recording)	60,000	30,000	73,283	43	244%	53,348	19,935
Franchise Fees	3,500,000	500,000	560,878	61	112%	624,535	(63,657)
Hotel/Motel Tax	1,380,000	690,000	787,721	98	114%	730,821	56,900
Alcoholic Beverage Excise Tax	650,000	325,000	303,617	(21)	93%	319,752	(16,135)
MVR Excise Tax	100,000	50,000	59,853	10	120%	55,132	4,721
Excise Tax on Energy	-	-	2,909	3		18,636	(15,727)
Business & Occupation Tax	2,750,000	2,575,000	2,380,954	(194)	92%	2,472,920	(91,966)
Insurance Premium Tax	2,400,000	-	-	-		-	-
Financial Institutions Tax	110,000	110,000	103,210	(7)	94%	113,441	(10,230)
Penalties & int on delinq tax	5,000	2,500	148	(2)	6%	2,856	(2,707)
Pen & Int on delinq taxes-Business	20,000	10,000	4,487	(6)	45%	7,295	(2,808)
Taxes	17,635,000	4,572,500	4,531,430	(41)	99%	4,800,783	(269,353)
Alcoholic Beverage Licenses	425,000	-	33,594	34		30,360	3,235
Other Licenses and Permits	-	-	6,295	6		1,165	5,130
Planning & Zoning Fees	15,000	7,500	12,380	5	165%	18,540	(6,160)
Bldg Structures & Equipment	1,000,000	500,000	2,809,308	2,309	562%	659,208	2,150,100
Soil Erosion	-	-	33,234	33		-	33,234
Plan Review-Fire	-	-	32,571	33		33,800	(1,229)
Licenses & Permits	1,440,000	507,500	2,927,382	2,420	577%	743,072	2,184,310
Local Government Grants	-	-	4,000,000	4,000		3,000	3,997,000
Intergovernmental Revenues	-	-	4,000,000	4,000		3,000	3,997,000
Sale of maps and publications	-	-	-	-		280	(280)
Special Police Services	10,000	4,998	7,500	3	150%	7,540	(40)
Fingerprinting Fee	5,000	2,502	3,478	1	139%	4,520	(1,042)
Public Safety-Other	36,000	18,000	45,634	28	254%	40,404	5,230
Special Assessments	20,000	-	-	-		38	(38)
Streetlight Fees	327,000	-	-	-		5,526	(5,526)
Recreation Program Fees	-	-	2,251	2		240	2,011
Pavilion Rentals	10,000	5,000	10,200	5	204%	7,550	2,650
NSF Fees	-	-	60	0		90	(30)
Other Charges for Services	408,000	30,500	69,123	39	227%	66,188	2,935
Municipal Court Fines & Forfeitures	1,500,000	735,000	684,378	(51)	93%	748,019	(63,641)
Fines & Forfeitures	1,500,000	735,000	684,378	(51)	93%	748,019	(63,641)
Interest Revenue	20,000	10,000	1,708	(8)	17%	3,228	(1,520)
Investment Income	20,000	10,000	1,708	(8)	17%	3,228	(1,520)
Contr & Don From Priv Sources	-	-	10,000	10		-	10,000
Explorer Donations	5,000	250	6,895	7	2758%	5,870	1,025
Donations	-	-	3,935	4		-	3,935
Contributions & Donations from Private Sources	5,000	250	20,830	21	8332%	5,870	14,960
Rents & Royalties	198,000	99,000	127,841	29	129%	93,971	(33,870)
Reimb for damaged property	-	-	-	-		33,178	(33,178)
Other Charges For Services	15,000	7,500	330	(7)	4%	80	249
Miscellaneous Revenue	-	-	380	0		750	(370)
Miscellaneous Revenue	213,000	106,500	128,551	22	121%	127,980	572
Proceeds from sale of property	1,150,000	450,000	450,000	-	100%	650,000	(200,000)
Other Financing Sources	1,150,000	450,000	450,000	-	100%	650,000	(200,000)
Use of Prior Year Reserves	1,070,099	1,070,099	1,220,099	150	114%	-	1,220,099
Total Revenues	23,441,099	7,482,349	14,033,502	6,551	188%	7,148,140	6,885,362

City of Dunwoody
YTD Statement of Revenues and
Expenses Through June 30, 2015

City Council	Total Annual Budget	YTD Budget	YTD Actual	Variance (\$ '000)	(% of YTD Budget)	Prior YTD Actual	Flux (Diff from Prior Year)
Personnel Services	142,966	71,483	69,544	2	97%	67,836	(1,708)
Purchased/ Contracted Services	80,850	61,092	64,490	(3)	106%	68,752	4,262
Supplies and Materials	13,500	6,950	4,363	3	63%	6,119	1,757
Total City Council	237,316	139,525	138,396	1	99%	142,707	4,311



City Council	Total Annual Budget	YTD Budget	YTD Actual	Variance (\$ '000)	(% of YTD Budget)	Prior YTD Actual	Flux (Diff from Prior Year)
Regular Salaries	88,000	44,000	44,000	0	100%	44,066	66
Group Insurance	48,234	24,117	22,206	2	92%	20,637	(1,568)
Social Security	5,456	2,728	2,530	0	93%	2,539	9
Medicare	1,276	638	592	0	93%	594	2
Workers' Compensation	-	-	216	(0)	-	-	(216)
Personnel Services	142,966	71,483	69,544	2	97%	67,836	(1,708)
Professional Services	4,000	2,000	2,350	(0)	118%	1,868	(482)
Technical Services	3,500	1,750	-	2	0%	-	-
Property/Liability Insurance	40,000	40,000	52,422	(2)	131%	58,928	6,506
Communications	6,500	3,250	630	3	19%	613	(17)
Printing & Binding	3,900	1,950	935	1	48%	-	(935)
Travel	11,000	5,500	3,928	2	71%	2,476	(1,452)
Dues & Fees	4,000	2,000	1,234	1	62%	1,563	329
Education & Training	7,950	4,642	2,990	2	64%	3,305	315
Purchased/ Contracted Services	80,850	61,092	64,490	(3)	106%	68,752	4,262
Supplies	4,000	2,000	721	1	36%	2,519	1,797
Food	4,800	2,600	1,664	1	64%	1,777	113
Books & Periodicals	700	350	-	0	0%	220	220
Small Equipment	4,000	2,000	1,977	0	99%	1,604	(374)
Supplies and Materials	13,500	6,950	4,363	3	63%	6,119	1,757
Total City Council	237,316	139,525	138,396	1	99%	142,707	4,311

City of Dunwoody
YTD Statement of Revenues and
Expenses Through June 30, 2015

<i>City Council</i>	Davis	Shortal	Nall	Riticher	Deutsch	Thompson	Heneghan	Unallocated	Total
Regular Salaries	8,000	6,000	6,000	6,000	6,000	6,000	6,000		44,000
Group Insurance	3,594		9,230			9,382			22,206
Social Security	496	372	309	372	348	262	372		2,530
Medicare	116	87	72	87	81	61	87		592
Workers' Compensation	31	31	31	31	31	31	31		216
Personnel Services	12,236	6,490	15,642	6,490	6,460	15,735	6,490	-	69,544
Professional Services								2,350	2,350
Property/Liability Insurance								52,422	52,422
Communications	228						369	33	630
Printing & Binding	468	468							935
Travel	44	981	736	491	981			696	3,928
Dues & Fees	314		420					500	1,234
Education & Training		615	740	1,020	615				2,990
Purchased/ Contracted Services	1,054	2,064	1,896	1,511	1,596	-	369	56,001	64,490
Supplies	128	25	16	12	120	12	16	391	721
Food	347							1,316	1,664
Small Equipment	1,977								1,977
Supplies and Materials	2,453	25	16	12	120	12	16	1,707	4,363
Total City Council	15,743	8,579	17,554	8,013	8,176	15,748	6,875	57,708	138,396

Section 2.07 of the Dunwoody Code of Ordinances states, "The mayor shall be provided an annual expense allowance of \$5,000.00 and each councilmember shall be provided an annual expense allowance of \$3,000.00 for the reimbursement of expenses actually and necessarily incurred by the mayor and councilmembers in carrying out their duties as elected officials of the city."

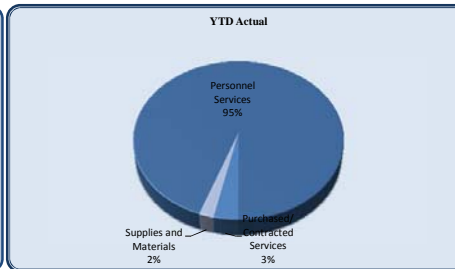
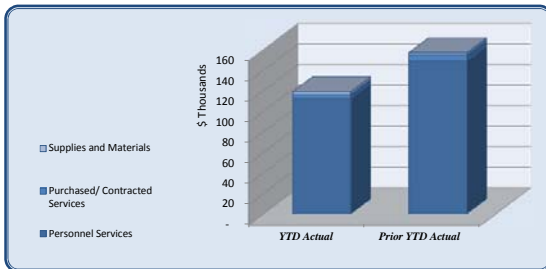
Please see the subsequent page for a breakdown of all non-payroll expenses; including those charged to each Councilmember's discretionary allowance.

Section 2.07 of the Dunwoody Code of Ordinances states, "The mayor shall be provided an annual expense allowance of \$5,000.00 and each councilmember shall be provided an annual expense allowance of \$3,000.00 for the reimbursement of expenses actually and necessarily incurred by the mayor and councilmembers in carrying out their duties as elected officials of the city." The expenses highlighted below are those credited to that allowance and totaled separately. Expenses not highlighted are other expenses attributable to the City Council Department budget.

Project	Council Member	Date	Vendor	Description	Account	Non-Allowance	Charter Allowance	Total
DS	Denny Shortal	01/31/2015	Dillard's 364 Southpar	Ipad Stand	Supplies	25.38		
		03/31/2015	Georgia Municipal Ecom	GMA Conference	Training	615.00		
		04/30/2015	Alphagraphics	Business Cards	Printing	467.71		
		06/30/2015	Westin	GMA Conference	Travel	981.04		
						2,089.13	-	2,089.13
DT	Doug Thompson	01/31/2015	Dillard's 230 St Johns	Ipad Stand	Supplies	12.28		
						12.28	-	12.28
JH	John Heneghan	01/13/2015	Verizon Wireless	Wireless voice and/or Data	Communications		60.94	
		01/31/2015	Dillard's 167 Westgate	Ipad Stand	Supplies	15.90		60.94
		02/28/2015	Verizon Wireless	Wireless voice and/or Data	Communications			60.69
		03/13/2015	Verizon Wireless	Wireless voice and/or Data	Communications			64.97
		04/13/2015	Verizon Wireless	Wireless voice and/or Data	Communications			60.97
		06/13/2015	Verizon Wireless	Wireless voice and/or Data	Communications			60.72
						15.90	369.23	385.13
JR	Jim Riticher	01/31/2015	Dillard's 230 St Johns	Ipad Stand	Supplies	12.28		
		01/31/2015	Georgia Municipal	GMA Mayor's Day Conference	Training	405.00		
		03/31/2015	Georgia Municipal Ecom	GMA Conference	Training	615.00		
		06/30/2015	Westin	GMA Conference	Travel	490.52		
						1,522.80	-	1,522.80
LD	Lynn Deutsch	01/31/2015	Dillard's 301 St Louis	Ipad Stand	Supplies	20.30		
		01/31/2015	CDW Government	New Laptop Battery	Supplies	99.84		
		03/31/2015	Georgia Municipal Ecom	GMA Conference	Training	615.00		
		06/30/2015	Westin	GMA Conference	Travel	981.00		
						1,716.14	-	1,716.14
TN	Terry Nall	01/05/2015	Dunwoody Chamber of Commerce	Dues, Registrations & Subscriptions	Dues		5.00	
		01/31/2015	Dillard's 167 Westgate	Ipad Stand	Supplies	15.90		
		03/31/2015	Georgia Municipal Ecom	GMA Conference	Training	740.00		
		04/01/2015	Rotary Club of Dunwoody	Quarterly Dues	Dues			300.00
		04/30/2015	Dunwoody Chamber of Commerce	Dues, Registrations & Subscriptions	Dues			5.00
		04/30/2015	Dunwoody Nature Center	Monarchs & Margaritas Tickets	Dues			100.00
		05/31/2015	Dunwoody Chamber of Commerce	Dues, Registrations & Subscriptions	Dues			5.00
		06/30/2015	Westin	GMA Conference	Travel	735.78		
		06/30/2015	Dunwoody Chamber of Commerce	Dues, Registrations & Subscriptions	Dues			5.00
								1,491.68
MD	Michael Davis	01/13/2015	Verizon Wireless	Wireless voice and/or Data	Communications		38.01	
		01/31/2015	Council for Quality Growth	Dues, Registrations & Subscriptions	Dues			50.00
		01/31/2015	DJ Wall St Journal	Dues, Registrations & Subscriptions	Dues			28.99
		01/31/2015	Metro Awards	Name Badge	Supplies	60.00		
		01/31/2015	Dillard's 301 St Louis	Ipad Stand	Supplies	20.30		
		01/31/2015	J Alexanders	Lunch-RE: Dunwoody/DeKalb Co Relations - Mayor, City Manager, Police Chief, and DeKalb Police Chief	Food			150.15
		01/31/2015	Marlow's Tavern	Lunch with City Manager	Food			22.41
		02/28/2015	Verizon Wireless	Wireless voice and/or Data	Communications			38.01
		02/28/2015	Lanier Parking #10173	Parking - Attendance at DeKalb Chamber 77th Annual Meeting	Travel			10.00
		02/28/2015	Lanier Parking #10621	Parking - Attendance at Georgia Trend Luncheon	Travel			16.00
		02/28/2015	LAZ Parking	Parking - Attendance at Atlanta Chamber Mercedes Location Announcement	Travel			12.00
		02/28/2015	DJ Wall St Journal	Dues, Registrations & Subscriptions	Dues			28.99
		02/28/2015	California Pizza	Lunch with Lisa Vickory - Re: Lemonade Days	Food			33.16
		03/11/2015	Dunwoody Chamber of Commerce	Dues, Registrations & Subscriptions	Dues			25.00
		03/13/2015	Verizon Wireless	Wireless voice and/or Data	Communications			38.01
		03/31/2015	Goldfish	Lunch with Michael Starling - Re: Economic Development	Food			55.01
		03/31/2015	Lanier Parking #10368	Parking - Attendance at Irish Counsel General's Breakfast	Travel			6.00
		03/31/2015	DJ Wall St Journal	Dues, Registrations & Subscriptions	Dues			28.99
		03/31/2015	Council for Quality Growth	Dues, Registrations & Subscriptions	Dues			65.00
		04/13/2015	Verizon Wireless	Wireless voice and/or Data	Communications			38.01
		04/30/2015	DJ Wall St Journal	Dues, Registrations & Subscriptions	Dues			28.99
		04/30/2015	Pub Perimeter	Lunch w/ Donna Mahaffey Re: PCIDs	Food			29.82
		05/13/2015	Verizon Wireless	Wireless voice and/or Data	Communications			38.01
		05/31/2015	Alphagraphics	Business Cards	Printing	467.71		
		05/31/2015	DJ Wall St Journal	Dues, Registrations & Subscriptions	Dues			28.99
		05/22/2015	Michael Davis (reimbursement)	iPhone 5 battery	Supplies	48.15		
05/22/2015	Michael Davis (reimbursement)	Lunch w/ Mary Davis & Debbie Kurswell Re: Theatre Discussion	Food			16.23		
06/13/2015	Verizon Wireless	Wireless voice and/or Data	Communications			38.01		
06/19/2015	Michael Davis (reimbursement)	John Bachman Interview	Food			40.60		
06/30/2015	DJ Wall St Journal	Dues, Registrations & Subscriptions	Dues			28.99		
06/30/2015	CDW Government	Macbook Pro	Small Equipment	1,758.52				
06/30/2015	CDW Government	Appicare Warranty	Small Equipment	218.96				
						2,573.64	933.38	3,507.02
Council & Mayor General								
		01/01/2015	GIRMA	Liability Insurance	Insurance	16,004.67		
		01/13/2015	Purchase Power	Postage	Communications	11.94		
		02/28/2015	Purchase Power	Postage	Communications	7.41		
		02/28/2015	American Coach Lines	Annual Retreat Bus Rental	Travel	696.00		
		02/28/2015	Embassy Suites	Annual Retreat Tour of Cities Food	Food	1,128.38		
		02/28/2015	Ippolito's	Annual Retreat Tour of Cities Food	Food	165.29		
		02/28/2015	Leadership Strategies	Strategic Planning Retreat Meeting Facilitation Services	Prof Svcs	2,350.00		
		03/31/2015	Metro Awards	Name Badges	Supplies	66.00		
		03/31/2015	Chick-Fil-A	Dinner for Comprehensive Plan Workshop night meeting	Food	22.69		
		04/13/2015	City of Brookhaven	Sponsorship Contribution: Film Screening - Educational Documentary	Dues	500.00		
		05/01/2015	GIRMA	Liability Insurance	Insurance	36,417.33		
		05/04/2015	Purchase Power	Postage	Communications	13.59		
		06/30/2015	Action Specialty Carts	Golf cart for 4th of July Parade	Supplies	325.00		
						57,708.30	-	57,708.30
								68,852.47

City of Dunwoody
 YTD Statement of Revenues and
 Expenses Through June 30, 2015

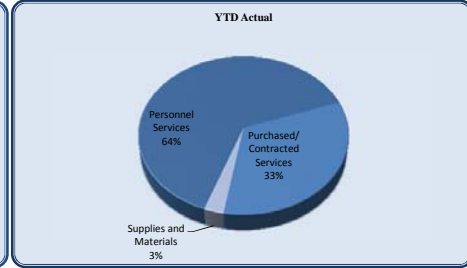
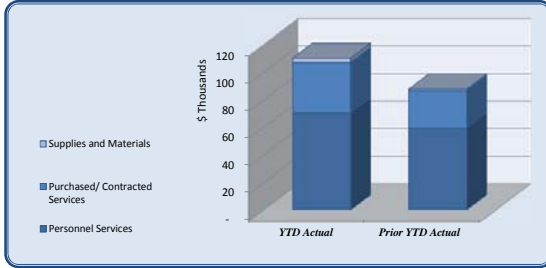
City Manager	Total Annual Budget	YTD Budget	YTD Actual	Variance (\$ '000)	(% of YTD Budget)	Prior YTD Actual	Flux (Diff from Prior Year)
Personnel Services	344,886	171,290	112,276	59	66%	148,873	36,597
Purchased/ Contracted Services	18,710	9,355	4,116	5	44%	6,014	1,898
Supplies and Materials	3,970	2,543	2,462	0	97%	1,939	(523)
Total City Manager	367,566	183,188	118,854	64	65%	156,826	37,972



City Manager	Total Annual Budget	YTD Budget	YTD Actual	Variance (\$ '000)	(% of YTD Budget)	Prior YTD Actual	Flux (Diff from Prior Year)
Regular Salaries	257,479	127,150	88,074	39	69%	121,733	33,659
Group Insurance	41,971	20,986	8,861	12	42%	10,827	1,966
Medicare	3,661	1,831	1,168	1	64%	1,528	361
Retirement	40,902	20,451	13,519	7	66%	14,527	1,008
Workers' Compensation	873	873	655	0	75%	258	(397)
Personnel Services	344,886	171,290	112,276	59	66%	148,873	36,597
Technical Services	-	-	450	(0)	-	-	(450)
Repairs & Maintenance	-	-	146	(0)	-	-	(146)
Communications	3,110	1,555	1,023	1	66%	1,285	261
Printing & Binding	625	313	1,039	(1)	333%	788	(251)
Travel	7,000	3,500	14	3	0%	1,667	1,653
Dues & Fees	2,875	1,438	600	1	42%	325	(275)
Education & Training	5,100	2,550	843	2	33%	1,949	1,106
Purchased/ Contracted Services	18,710	9,355	4,116	5	44%	6,014	1,898
Supplies	1,700	1,408	1,841	(0)	131%	903	(938)
Food	1,500	750	421	0	56%	477	56
Books & Periodicals	320	160	-	0	0%	245	245
Small Equipment	450	225	200	0	89%	314	114
Supplies and Materials	3,970	2,543	2,462	0	97%	1,939	(523)
Total City Manager	367,566	183,188	118,854	64	65%	156,826	37,972

City of Dunwoody
YTD Statement of Revenues and
Expenses Through June 30, 2015

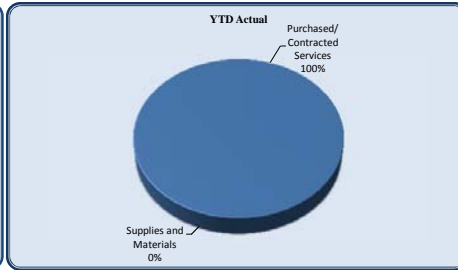
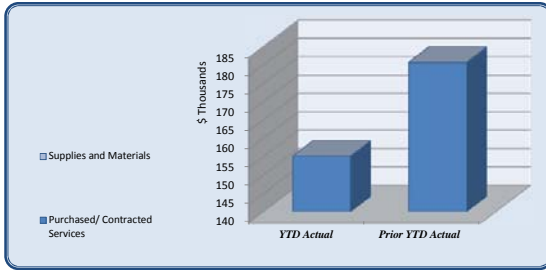
City Clerk	Total Annual Budget	YTD Budget	YTD Actual	Variance (\$ '000)	(% of YTD Budget)	Prior YTD Actual	Flux (Diff from Prior Year)
Personnel Services	124,638	61,729	70,623	(9)	114%	59,712	(10,911)
Purchased/ Contracted Services	96,640	59,670	36,621	23	61%	27,223	(9,399)
Supplies and Materials	19,500	9,750	3,061	7	31%	835	(2,226)
Transfers Out	-	-	-	-	-	-	-
Total City Clerk	240,778	131,149	110,304	21	84%	87,769	(22,535)



City Clerk	Total Annual Budget	YTD Budget	YTD Actual	Variance (\$ '000)	(% of YTD Budget)	Prior YTD Actual	Flux (Diff from Prior Year)
Salaries	92,791	45,578	55,020	(9)	121%	44,794	(10,226)
Group Insurance	15,313	7,657	7,104	1	93%	6,712	(392)
Medicare	1,346	673	676	(0)	100%	659	(17)
Retirement	15,033	7,667	7,595	0	99%	7,368	(227)
Workers' Compensation	155	155	228	(0)	147%	179	(49)
Personnel Services	124,638	61,729	70,623	(9)	114%	59,712	(10,911)
Professional Services	60,000	30,000	11,258	19	38%	1,615	(9,643)
Technical Services	800	400	-	0	0%	400	400
Repairs and Maintenance	23,800	22,090	19,801	2	90%	20,556	755
Communications	2,040	1,020	637	0	62%	615	(22)
Advertising	2,000	1,000	457	1	46%	-	(457)
Printing & Binding	500	250	860	(1)	344%	-	(860)
Travel	3,750	3,035	2,328	1	77%	3,118	790
Dues & Fees	267	134	75	0	56%	319	244
Education & Training	3,483	1,742	1,205	1	69%	600	(605)
Purchased/ Contracted Services	96,640	59,670	36,621	23	61%	27,223	(9,399)
Supplies	1,700	850	414	0	49%	835	421
Food	400	200	164	0	82%	-	(164)
Books & Periodicals	400	200	-	0	0%	-	-
Small Equipment	17,000	8,500	2,482	6	29%	-	(2,482)
Supplies and Materials	19,500	9,750	3,061	7	31%	835	(2,226)
Total City Clerk	240,778	131,149	110,304	21	84%	87,769	(22,535)

City of Dunwoody
 YTD Statement of Revenues and
 Expenses Through June 30, 2015

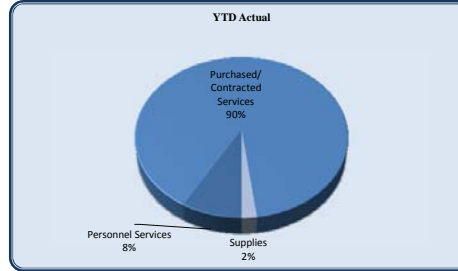
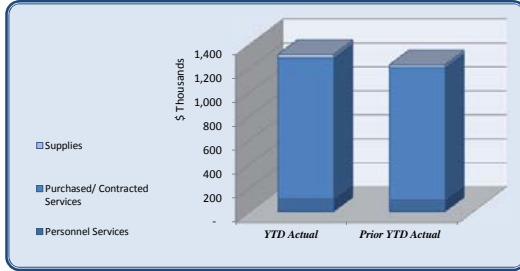
<i>Legal</i>	Total Annual Budget	YTD Budget	YTD Actual	Variance (\$ '000)	(% of YTD Budget)	Prior YTD Actual	Flux (Diff from Prior Year)
Purchased/ Contracted Services	385,000	222,500	155,126	67	70%	180,372	25,246
Supplies and Materials	-	-	-	-	-	317	317
Total Legal	385,000	222,500	155,126	67	70%	180,689	25,563



<i>Legal</i>	Total Annual Budget	YTD Budget	YTD Actual	Variance (\$ '000)	(% of YTD Budget)	Prior YTD Actual	Flux (Diff from Prior Year)
Professional Services	385,000	222,500	155,064	67	70%	180,357	25,293
Communications	-	-	52	(0)	-	2	(50)
Travel	-	-	10	(0)	-	13	3
Purchased/ Contracted Services	385,000	222,500	155,126	67	70%	180,372	25,246
Food	-	-	-	-	-	17	17
Supplies and Materials	-	-	-	-	-	317	317
Total Legal	385,000	222,500	155,126	67	70%	180,689	25,563

City of Dunwoody
YTD Statement of Revenues and
Expenses Through June 30, 2015

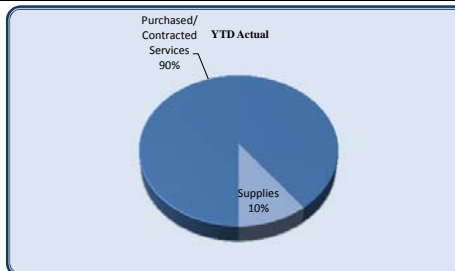
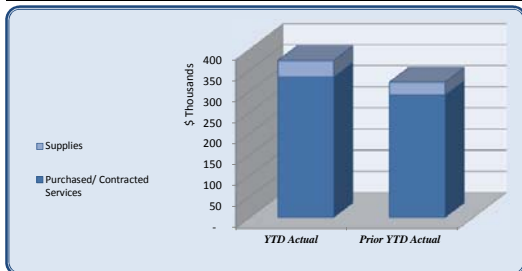
<i>Finance and Administration</i>							
	Total Annual Budget	YTD Budget	YTD Actual	Variance (\$ '000)	(% of YTD Budget)	Prior YTD Actual	Flux (Diff from Prior Year)
Personnel Services	235,721	119,167	110,316	9	93%	101,882	(8,434)
Purchased/ Contracted Services	2,374,425	1,263,509	1,174,145	89	93%	1,100,777	(73,367)
Supplies	79,190	42,262	27,560	15	65%	23,575	(3,985)
Transfers Out	250,000	125,000	125,000	-	100%	140,750	15,750
Total Finance and Administration	2,939,336	1,549,937	1,437,020	113	93%	1,366,984	(70,036)



<i>Finance and Administration</i>							
	Total Annual Budget	YTD Budget	YTD Actual	Variance (\$ '000)	(% of YTD Budget)	Prior YTD Actual	Flux (Diff from Prior Year)
Regular Salaries	141,134	71,796	74,785	(3)	104%	66,794	(7,991)
Group Insurance	22,109	11,055	10,276	1	93%	9,692	(583)
Medicare	2,040	1,020	904	0	89%	942	38
Retirement	22,783	11,392	11,151	0	98%	10,754	(397)
Workers' Compensation	155	155	345	(0)	223%	179	(166)
Other Employee Benefits	47,500	23,750	12,855	11	54%	13,520	665
Personnel Services	235,721	119,167	110,316	9	93%	101,882	(8,434)
Official/Admin Services	1,349,997	674,999	674,199	1	100%	624,999	(49,201)
Professional Services	148,916	74,458	42,518	32	57%	42,720	202
Technical Services	40,900	33,450	35,925	(2)	107%	33,623	(2,302)
Repairs & Maintenance	97,313	53,657	48,628	5	91%	40,115	(8,513)
Rentals	523,419	261,710	210,214	51	80%	211,277	1,063
Insurance	55,000	55,000	57,396	(2)	104%	51,966	(5,430)
Communications	9,160	4,580	4,538	0	99%	4,275	(263)
Advertising	3,900	1,950	1,219	1	62%	1,016	(203)
Printing & Binding	8,400	4,200	3,092	1	74%	4,490	1,398
Travel	5,500	4,750	3,751	1	79%	3,051	(701)
Dues & Fees	63,920	61,757	61,867	(0)	100%	60,835	(1,032)
Education & Training	39,200	18,600	16,146	2	87%	8,172	(7,973)
Other Charges	28,800	14,400	14,652	(0)	102%	14,240	(412)
Purchased/ Contracted Services	2,374,425	1,263,509	1,174,145	89	93%	1,100,777	(73,367)
Supplies	15,500	7,750	5,218	3	67%	6,140	922
Electricity	24,000	14,667	15,219	(1)	104%	10,408	(4,811)
Diesel	10,000	5,000	-	5	0%	-	-
Food	22,290	11,145	3,861	7	35%	3,625	(236)
Books & Periodicals	1,500	750	-	1	0%	-	-
Small Equipment	5,900	2,950	3,263	(0)	111%	3,403	-
Supplies	79,190	42,262	27,560	15	65%	23,575	(3,985)
Transfers to Capital	250,000	125,000	125,000	-	100%	-	15,750
Transfers Out	250,000	125,000	125,000	-	100%	140,750	15,750
Total Finance and Administration	2,939,336	1,549,937	1,437,020	113	93%	1,366,984	(70,036)

City of Dunwoody
 YTD Statement of Revenues and
 Expenses Through June 30, 2015

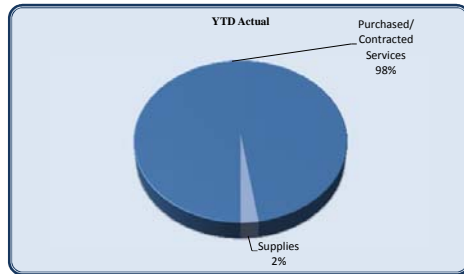
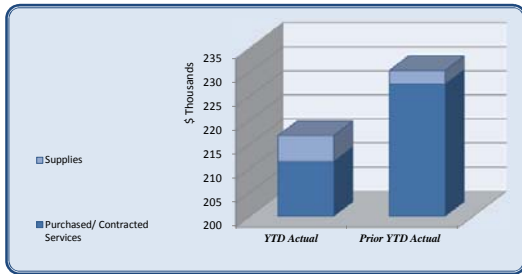
Information Technology	Total Annual Budget	YTD Budget	YTD Actual	Variance (\$ '000)	(% of YTD Budget)	Prior YTD Actual	Flux (Diff from Prior Year)
Purchased/ Contracted Services	696,988	357,327	333,798	24	93%	291,002	(42,795)
Supplies	55,465	36,149	38,756	(3)	107%	30,066	(8,690)
Transfers Out	105,620	52,810	52,810	-	100%	89,688	36,878
Total Information Technology	858,073	446,286	425,364	21	95%	410,756	(14,608)



Information Technology	Total Annual Budget	YTD Budget	YTD Actual	Variance (\$ '000)	(% of YTD Budget)	Prior YTD Actual	Flux (Diff from Prior Year)
Official/Admin Svcs	458,082	229,041	207,014	22	90%	154,831	(52,183)
Professional Services	-	-	-	-	-	40	40
Technical Services	11,000	6,833	10,653	(4)	156%	7,443	(3,210)
Repairs & Maintenance	165,847	82,924	71,864	11	87%	110,016	38,152
Communications	58,559	36,780	41,771	(5)	114%	18,672	(23,099)
Printing & Binding	500	250	-	0	0%	-	-
Education & Training	3,000	1,500	2,496	(1)	166%	-	(2,496)
Purchased/ Contracted Services	696,988	357,327	333,798	24	93%	291,002	(42,795)
Supplies	650	325	330	(0)	102%	656	326
Small Equipment	54,815	35,824	38,426	(3)	107%	29,410	-
Supplies	55,465	36,149	38,756	(3)	107%	30,066	(8,690)
Transfers to Capital	105,620	52,810	52,810	-	100%	89,688	36,878
Transfers Out	105,620	52,810	52,810	-	100%	89,688	36,878
Total Information Technology	858,073	446,286	425,364	21	95%	410,756	(14,608)

City of Dunwoody
YTD Statement of Revenues and
Expenses Through June 30, 2015

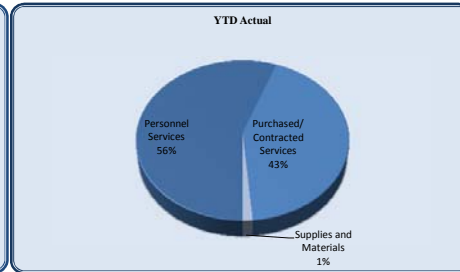
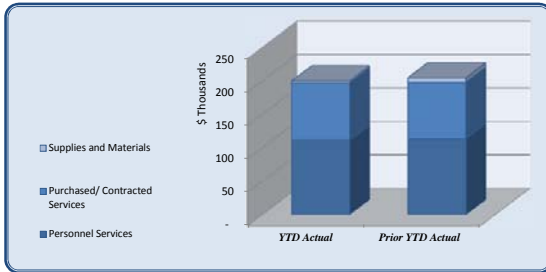
Marketing	Total Annual Budget	YTD Budget	YTD Actual	Variance (\$ '000)	Prior YTD Actual (% of YTD Budget)	Flux (Diff from Prior Year)	
Purchased/ Contracted Services	472,494	236,247	211,444	25	90%	227,513	16,069
Supplies	17,800	8,900	5,312	4	60%	2,765	(2,547)
Total Marketing	490,294	245,147	216,756	28	88%	230,278	13,522



Marketing	Total Annual Budget	YTD Budget	YTD Actual	Variance (\$ '000)	Prior YTD Actual (% of YTD Budget)	Flux (Diff from Prior Year)	
Official/Admin Services	307,954	153,977	153,977	0	100%	149,492	(4,485)
Professional Services	60,040	30,020	16,705	13	56%	24,558	7,853
Technical Services	14,000	7,000	4,655	2	67%	8,661	4,006
Communications	7,500	3,750	137	4	4%	77	(61)
Advertising	55,000	27,500	22,738	5	83%	29,955	7,216
Printing & Binding	25,000	12,500	11,255	1	90%	10,146	(1,109)
Dues & Fees	3,000	1,500	1,977	(0)	132%	4,625	2,648
Purchased/ Contracted Services	472,494	236,247	211,444	25	90%	227,513	16,069
Supplies	10,000	5,000	5,145	(0)	103%	1,805	(3,340)
Food	7,000	3,500	167	3	5%	171	5
Books & Periodicals	800	400	-	0	0%	-	-
Small Equipment	-	-	-	-	-	789	-
Supplies	17,800	8,900	5,312	4	60%	2,765	(2,547)
Total Marketing	490,294	245,147	216,756	28	88%	230,278	13,522

City of Dunwoody
YTD Statement of Revenues and
Expenses Through June 30, 2015

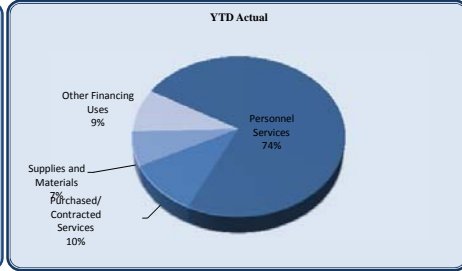
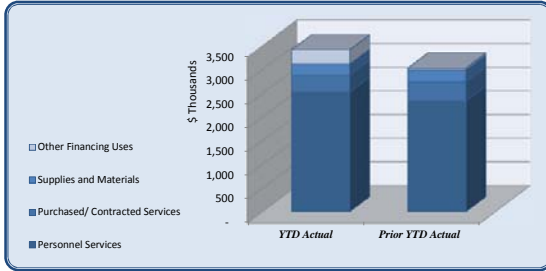
<i>Municipal Court</i>	Total Annual Budget	YTD Budget	YTD Actual	Variance	(% of YTD Budget)	Prior YTD Actual	Flux
				(\$ '000)			(Diff from Prior Year)
Personnel Services	292,092	145,053	111,202	34	77%	113,370	2,168
Purchased/ Contracted Services	297,850	148,925	85,783	63	58%	84,628	(1,155)
Supplies and Materials	14,080	7,040	2,767	4	39%	6,687	3,921
Other Financing Uses	-	-	-	-	-	(5)	(5)
Total Municipal Court	604,022	301,018	199,753	101	66%	204,681	4,928



<i>Municipal Court</i>	Total Annual Budget	YTD Budget	YTD Actual	Variance	(% of YTD Budget)	Prior YTD Actual	Flux
				(\$ '000)			(Diff from Prior Year)
Regular Salaries	189,442	93,418	80,297	13	86%	79,971	(326)
Overtime Salaries	22,909	11,455	790	11	7%	3,869	3,079
Group Insurance	45,684	22,842	14,983	8	66%	14,453	(531)
Medicare	2,747	1,374	1,098	0	80%	1,224	127
Retirement	30,690	15,345	13,569	2	88%	13,316	(252)
Workers' Compensation	620	620	465	0	75%	537	72
Personnel Services	292,092	145,053	111,202	34	77%	113,370	2,168
Professional Services	220,230	110,115	63,668	46	58%	66,370	2,703
Technical Services	36,735	18,368	8,835	10	48%	12,699	3,864
Repairs & Maintenance	17,390	8,695	4,043	5	46%	1,200	(2,843)
Rentals	4,000	2,000	270	2	14%	275	5
Communications	7,710	3,855	1,364	2	35%	1,653	288
Printing & Binding	1,100	550	967	(0)	176%	1,008	41
Travel	5,000	2,500	991	2	40%	256	(735)
Dues & Fees	685	343	450	(0)	131%	267	(183)
Education & Training	5,000	2,500	5,195	(3)	208%	900	(4,295)
Purchased/ Contracted Services	297,850	148,925	85,783	63	58%	84,628	(1,155)
Supplies	5,250	2,625	2,163	0	82%	2,132	(30)
Food	2,300	1,150	471	1	41%	544	73
Books & Periodicals	600	300	-	0	0%	-	-
Small Equipment	5,930	2,965	133	3	4%	4,011	3,878
Supplies and Materials	14,080	7,040	2,767	4	39%	6,687	3,921
Total Municipal Court	604,022	301,018	199,753	101	66%	204,681	4,928

City of Dunwoody
YTD Statement of Revenues and
Expenses Through June 30, 2015

Police	Total Annual Budget	YTD Budget	YTD Actual	Variance (\$ '000)	Prior YTD Actual (% of YTD Budget)	Flux (Diff from Prior Year)
Personnel Services	5,674,887	2,912,777	2,523,458	389	87%	2,338,931 (184,527)
Purchased/ Contracted Services	617,388	379,387	354,637	25	93%	397,850 43,213
Supplies and Materials	502,091	294,885	237,099	58	80%	253,000 15,900
Other Financing Uses	604,500	302,250	302,250	-	100%	42,199 (260,051)
Total Police	7,398,866	3,889,299	3,417,444	472	88%	3,031,979 (385,465)



Police	Total Annual Budget	YTD Budget	YTD Actual	Variance (\$ '000)	Prior YTD Actual (% of YTD Budget)	Flux (Diff from Prior Year)
Regular Salaries	3,596,581	1,773,235	1,659,846	113	94%	1,544,632 (115,214)
Overtime Salaries	352,040	176,020	37,267	139	21%	52,564 15,297
Total Salaries	3,948,621	1,949,255	1,697,113	252	87%	1,597,196 (99,917)
Group Insurance	868,242	434,121	412,072	22	95%	350,366 (61,706)
Medicare	57,256	28,628	22,392	6	78%	23,072 680
Retirement	599,990	299,995	266,895	33	89%	247,306 (19,589)
Workers' Compensation	200,778	200,778	124,987	76	62%	120,992 (3,995)
Personnel Services	1,726,266	963,522	826,345	137	86%	741,735 (84,610)
Professional Services	17,000	8,500	7,450	1	88%	10,034 2,584
Technical Services	23,840	11,920	11,216	1	94%	12,903 1,687
Repairs & Maintenance	293,495	155,319	133,651	22	86%	185,313 51,663
Rentals	15,700	7,850	7,562	0	96%	5,258 (2,304)
Insurance	100,909	100,909	102,888	(2)	102%	106,975 4,086
Claims	-	-	1,783	(2)		5,387 3,605
Communications	61,800	42,567	44,483	(2)	105%	38,163 (6,320)
Advertising	2,500	1,250	-	1	0%	- -
Printing & Binding	6,160	3,080	1,898	1	62%	3,230 1,332
Travel	39,000	19,500	17,320	2	89%	14,693 (2,627)
Dues & Fees	18,799	9,400	5,452	4	58%	3,721 (1,730)
Education & Training	38,185	19,093	20,935	(2)	110%	12,172 (8,763)
Purchased/ Contracted Services	617,388	379,387	354,637	25	93%	397,850 43,213
Supplies	102,950	51,475	46,423	5	90%	59,743 13,321
Supplies-Explorer Program	6,000	3,000	7,068	(4)	236%	12,403 5,335
Gasoline	275,000	137,500	77,405	60	56%	117,464 40,060
Food	6,000	3,000	1,014	2	34%	709 (305)
Books & Periodicals	2,500	1,250	388	1	31%	1,318 930
Small Equipment	109,641	98,660	104,802	(6)	106%	61,362 (43,440)
Supplies and Materials	502,091	294,885	237,099	58	80%	253,000 15,900
Transfers to Capital Fund	604,500	302,250	302,250	-	100%	42,199 (260,051)
Other Financing Uses	604,500	302,250	302,250	-	100%	42,199 (260,051)
Total Police	7,398,866	3,889,299	3,417,444	472	88%	3,031,979 (385,465)

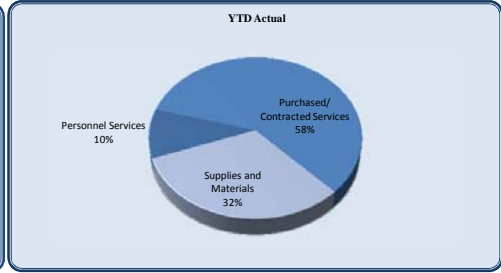
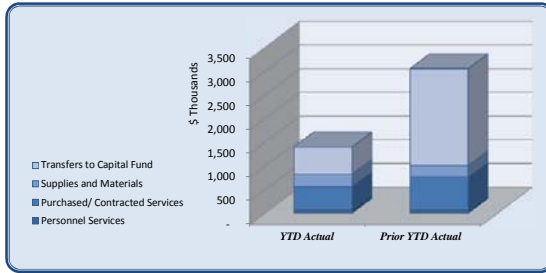
#2.

City of Dunwoody
YTD Statement of Revenues and
Expenses Through June 30, 2015

<i>E-911</i>	Total Annual Budget	YTD Budget	YTD Actual	Variance (\$ '000)	Prior YTD Actual (% of YTD Budget)	Flux (Diff from Prior Year)
Transfers to E-911 Fund	73,300	36,650	55,845	(19)	152%	(55,845)
Total E-911	73,300	36,650	55,845	(19)	152%	(55,845)

City of Dunwoody
YTD Statement of Revenues and
Expenses Through June 30, 2015

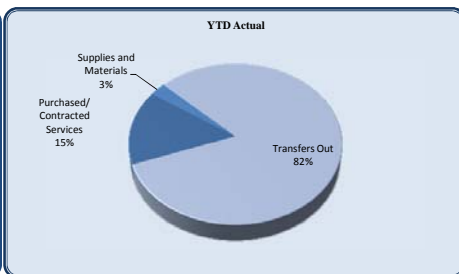
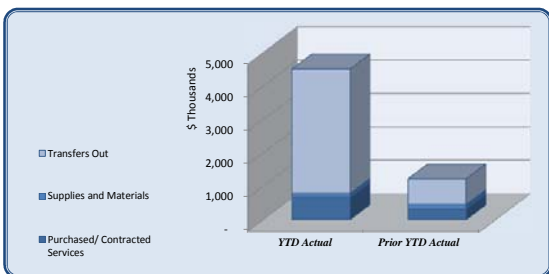
Public Works	Total Annual Budget	YTD Budget	YTD Actual	Variance	Prior YTD Actual	Flux
				(% of YTD Budget)		(Diff from Prior Year)
				(\$ '000)		
Personnel Services	160,034	79,695	81,866	(2)	103%	75,685 (6,182)
Purchased/ Contracted Services	1,429,955	714,978	485,327	230	68%	693,565 208,238
Supplies and Materials	546,450	273,225	263,084	10	96%	243,782 (19,302)
Transfers to Capital Fund	1,145,000	572,500	572,500	-	100%	2,042,500 1,470,000
Total Public Works	3,281,439	1,640,398	1,402,778	238	86%	3,055,532 1,652,754



Public Works	Total Annual Budget	YTD Budget	YTD Actual	Variance	Prior YTD Actual	Flux
				(% of YTD Budget)		(Diff from Prior Year)
				(\$ '000)		
Salaries	117,821	58,511	59,558	(1)	102%	56,031 (3,527)
Group Insurance	21,342	10,671	10,119	1	95%	9,543 (576)
Medicare	1,702	851	773	0	91%	810 37
Retirement	19,014	9,507	9,396	0	99%	9,121 (275)
Workers' Compensation	155	155	2,020	(2)	1303%	179 (1,841)
Personnel Services	160,034	79,695	81,866	(2)	103%	75,685 (6,182)
Official/Admin Svcs	225,000	112,500	112,499	0	100%	127,500 15,001
Professional Services	120,000	60,000	8,359	52	14%	63,918 55,559
Tree Fund Expenses	93,000	46,500	3,640	43	8%	74,353 70,713
Professional Services	-	-	-	-	-	-
Technical Services	2,400	1,200	11,200	(10)	933%	1,200 (10,000)
Repairs & Maintenance	23,300	11,650	9,989	2	86%	10,000 11
R&M - Storm Damage Removal	40,000	20,000	1,400	19	7%	71,544 70,144
R&M - Street Maintenance	671,000	335,500	264,644	71	79%	228,591 (36,052)
R&M - Traffic Signals	196,000	98,000	56,530	41	58%	96,941 40,411
R&M - Right of Way Maint	45,000	22,500	13,566	9	60%	17,395 3,829
Claims	1,000	500	171	0	0%	- (171)
Communications	1,700	850	2,129	(1)	250%	738 (1,391)
Advertising	2,500	1,250	-	1	0%	979 979
Printing & Binding	1,500	750	1,105	(0)	147%	- (1,105)
Travel	4,280	2,140	96	2	4%	406 310
Purchased/ Contracted Services	1,429,955	714,978	485,327	230	68%	693,565 208,238
Supplies-Office	1,200	600	1,134	(1)	189%	205 (929)
Supplies-Road Materials	60,000	30,000	32,112	(2)	107%	20,355 (11,757)
Electricity	485,000	242,500	228,166	14	94%	223,222 (4,944)
Small Equipment	-	-	1,672	(2)	-	- (1,672)
Supplies and Materials	546,450	273,225	263,084	10	96%	243,782 (19,302)
Transfers to Capital Fund	1,145,000	572,500	572,500	-	100%	2,042,500 1,470,000
Transfers to Capital Fund	1,145,000	572,500	572,500	-	100%	2,042,500 1,470,000
Total Public Works	3,281,439	1,640,398	1,402,778	238	86%	3,055,532 1,652,754

City of Dunwoody
YTD Statement of Revenues and
Expenses Through June 30, 2015

Parks and Recreation							
	Total Annual Budget	YTD Budget	YTD Actual	Variance (\$ '000)	(% of YTD Budget)	Prior YTD Actual	Flux (Diff from Prior Year)
Purchased/ Contracted Services	908,800	601,771	676,988	(75)	112%	334,726	(342,262)
Supplies and Materials	270,000	135,000	119,341	16	88%	131,054	11,713
Transfers Out	433,367	216,684	3,716,683	(3,500)	1715%	766,683	(2,950,000)
Total Parks and Recreation	1,612,167	953,455	4,513,012	(3,560)	473%	1,232,463	(3,280,549)

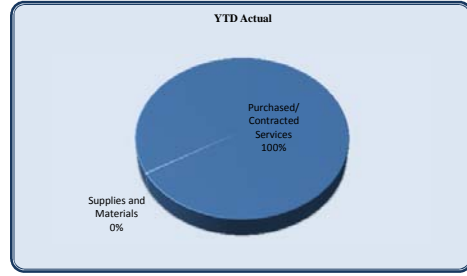
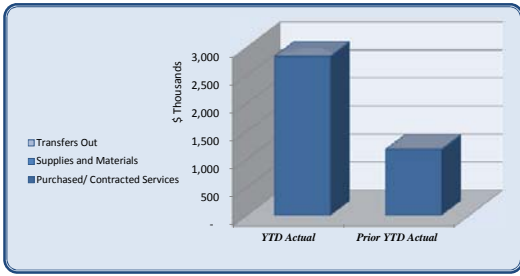


Parks and Recreation							
	Total Annual Budget	YTD Budget	YTD Actual	Variance (\$ '000)	(% of YTD Budget)	Prior YTD Actual	Flux (Diff from Prior Year)
Official/Admin Svcs	202,800	101,400	101,400		100%	62,500	(38,900)
Professional Services	10,000	7,750	11,225	(5)	145%	7,701	(3,524)
Technical Services	-	-	2,400	(2)		-	(2,400)
R&M-Parks	660,000	458,571	539,717	(8)	118%	232,810	(306,907)
Rentals	2,000	1,000	-		0%	-	-
Property/Liability Insurance	32,100	32,100	21,688	10	68%	31,715	10,028
Communications	1,500	750	558		74%	566	8
Dues & Fees	400	200	-		0%	50	50
Purchased/ Contracted Services	908,800	601,771	676,988	(75)	112%	334,726	(342,262)
Supplies	102,000	51,000	61,546	(11)	121%	51,558	(9,988)
Utilities	168,000	84,000	57,734	26	69%	79,496	21,762
Supplies and Materials	270,000	135,000	119,341	16	88%	131,054	11,713
Transfers to Debt Service Fund	108,367	54,184	54,183	0	100%	54,183	(0)
Transfers to Capital Fund	325,000	162,500	3,662,500	(3,500)	2254%	712,500	(2,950,000)
Transfers Out	433,367	216,684	3,716,683	(3,500)	1715%	766,683	(2,950,000)
Total Parks and Recreation	1,612,167	953,455	4,513,012	(3,560)	473%	1,232,463	(3,280,549)

need amendment

City of Dunwoody
YTD Statement of Revenues and
Expenses Through June 30, 2015

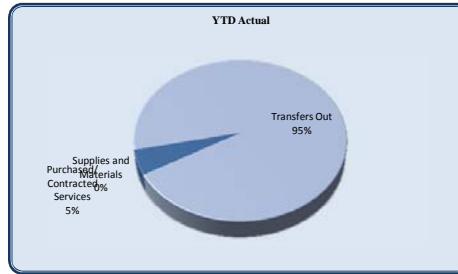
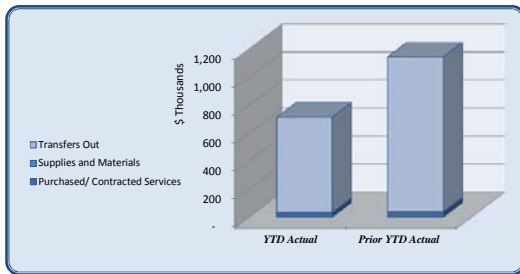
Community Development							
	Total Annual Budget	YTD Budget	YTD Actual	Variance (\$ '000)	(% of YTD Budget)	Prior YTD Actual	Flux (Diff from Prior Year)
Purchased/ Contracted Services	2,641,344	1,320,672	2,829,294	(1,509)	214%	1,163,615	(1,665,679)
Supplies and Materials	15,800	8,996	8,453	1	94%	7,341	(1,112)
Transfers Out	-	-	-	-	-	6,500	6,500
Total Community Development	2,657,144	1,329,668	2,837,747	(1,508)	213%	1,177,456	(1,660,291)



Community Development							
	Total Annual Budget	YTD Budget	YTD Actual	Variance (\$ '000)	(% of YTD Budget)	Prior YTD Actual	Flux (Diff from Prior Year)
Official/Admin Svcs	1,937,000	968,500	2,617,786	(1,649)	270%	1,116,463	(1,501,323)
Professional Services	447,945	223,973	143,076	81	64%	11,072	(132,004)
Technical Services	124,602	62,301	45,808	16	74%	20,447	(25,360)
Repairs & Maintenance	101,397	50,699	11,245	39	22%	1,734	(9,512)
Rentals	-	-	2,489	(2)	-	-	(2,489)
Communications	4,500	2,250	1,130	1	50%	6,420	5,290
Advertising	15,000	7,500	7,052	0	94%	3,556	(3,496)
Printing & Binding	5,000	2,500	427	2	17%	62	(365)
Travel	1,000	500	20	0	4%	250	230
Dues & Fees	1,900	950	250	1	26%	2,525	2,275
Education & Training	3,000	1,500	10	1	1%	-	(10)
Purchased/ Contracted Services	2,641,344	1,320,672	2,829,294	(1,509)	214%	1,163,615	(1,665,679)
Supplies	11,500	5,750	4,601	1	80%	7,275	2,674
Food	1,000	671	1,308	(1)	195%	7	(1,300)
Books & Periodicals	1,000	500	180	0	36%	59	(121)
Small Equipment	2,300	2,075	2,365	(0)	114%	-	(2,365)
Supplies and Materials	15,800	8,996	8,453	1	94%	7,341	(1,112)
Transfers to Capital Fund	-	-	-	-	-	6,500	6,500
Transfers Out	-	-	-	-	-	6,500	6,500
Total Community Development	2,657,144	1,329,668	2,837,747	(1,508)	213%	1,177,456	(1,660,291)

City of Dunwoody
YTD Statement of Revenues and
Expenses Through June 30, 2015

<i>Economic Development</i>	Total Annual Budget	YTD Budget	YTD Actual	Variance (\$ '000)	(% of YTD Budget)	Prior YTD Actual	Flux (Diff from Prior Year)
Purchased/ Contracted Services	91,468	46,591	34,646	12	74%	40,264	5,617
Supplies and Materials	1,500	750	1,099	(0)	147%	1,410	311
Transfers Out	1,356,000	678,000	678,000	-	100%	1,103,000	425,000
Total Economic Development	1,448,968	725,341	713,745	12	98%	1,144,673	430,928



<i>Economic Development</i>	Total Annual Budget	YTD Budget	YTD Actual	Variance (\$ '000)	(% of YTD Budget)	Prior YTD Actual	Flux (Diff from Prior Year)
Professional Services	40,000	20,000	15,500	5	78%	17,500	2,000
Technical Services	7,800	3,900	-	4	0%	-	-
Communications	968	484	5	5	1%	-	(5)
Advertising	34,200	17,100	16,400	1	96%	20,550	4,150
Printing & Binding	3,500	1,750	-	2	0%	51	51
Travel	1,500	750	25	1	3%	40	15
Dues & Fees	3,500	2,607	2,716	(0)	104%	1,428	(1,288)
Education & Training	-	-	-	-	-	695	695
Purchased/ Contracted Services	91,468	46,591	34,646	12	74%	40,264	5,617
Supplies	-	-	-	-	-	1,410	1,410
Food	1,500	750	704	0	94%	-	(704)
Small Equipment	-	-	395	(0)	-	-	(395)
Supplies and Materials	1,500	750	1,099	(0)	147%	1,410	311
Transfers to Debt Service Fund	1,356,000	678,000	678,000	-	100%	1,103,000	425,000
Transfers Out	1,356,000	678,000	678,000	-	98%	1,144,673	430,928
Total Economic Development	1,448,968	725,341	713,745	12	98%	1,144,673	430,928

<i>Contingency</i>	Total Annual Budget	YTD Budget	YTD Actual	Variance (\$ '000)	(% of YTD Budget)	Prior YTD Actual	Flux (Diff from Prior Year)
Contingency	400,000	200,000	-	200	0%	-	-
Total Contingency	400,000	200,000	-	200	0%	-	-
Total General Fund Expenditures	22,994,269	11,993,561	15,742,144	(3,749)	131%	12,422,793	(3,319,351)
Total Revenues over/(under) Expenditures	446,830	(4,511,212)	(1,708,642)	2,803	38%	(5,274,653)	3,566,011

<i>Capital Projects Fund</i>	Original Budget	Adjustments/ Amendments	Total Project Budget	Spent in Prior Years	Spent in Current Year	Total Spent to Date	Project Balance
Expenditures							
Courtroom and Council AV	140,400	-	140,400	(127,191)	-	(127,191)	13,209
Emergency BackUp/Disaster Recovery System COMPLETE 2014	35,000	1,880	36,880	(34,290)	-	(34,290)	2,589
Off-site Replication of Servers for Disaster Recovery COMPLETE 2014	51,875	-	51,875	(47,251)	-	(47,251)	4,624
Unified Communications Upgrade to provide for Redundancy COMPLETED 2014	47,500	-	47,500	(47,159)	-	(47,159)	341
Website Redesign and Replacement	65,000	-	65,000	(55,854)	-	(55,854)	9,146
Data Center Power Protection	25,620	-	25,620	-	-	-	25,620
Physical Access and Video Control Management System	50,000	-	50,000	-	-	-	50,000
Unified Threat Management System	30,000	-	30,000	-	(23,551)	(23,551)	6,449
Information Technology	445,395	1,880	447,275	(311,746)	(23,551)	(335,297)	111,978
City Hall Design & Engineering Prefunding	100,000	-	100,000	-	-	-	100,000
Programming Study for Future City Hall	50,000	-	50,000	(1,200)	-	(1,200)	48,800
Facilities Improvement Partnership Program (2014 FIPP)	250,000	(29,275)	220,725	(75,376)	(121,321)	(196,697)	24,028
City Hall Reconfiguration for Efficiency	31,500	-	31,500	(17,084)	(12,714)	(29,798)	1,702
Facilities Improvement Partnership Program (2015 FIPP)	250,000	-	250,000	-	-	-	250,000
Facilities	681,500	(29,275)	652,225	(93,660)	(134,035)	(227,695)	424,529
Fixed LPR & Mobile LPR	119,875	-	119,875	(49,459)	-	(49,459)	70,416
Code Red	24,500	-	24,500	(18,875)	-	(18,875)	5,625
Vehicle Replacement	2,000,000	34,500	2,034,500	(483,284)	(568,559)	(1,051,843)	982,657
Daily Report Software	12,400	-	12,400	-	-	-	12,400
Surveillance System	113,000	180,375	293,375	(198,362)	-	(198,362)	95,013
New Position-Detective Machinery & Equipment	30,000	-	30,000	(26,057)	-	(26,057)	3,943
AFIS Automated Fingerprint Identification System	54,398	-	54,398	-	(48,325)	(48,325)	6,073
Lieutenant Capital	30,500	-	30,500	-	(38,947)	(38,947)	(8,447)
Major Capital (2)	61,000	-	61,000	-	(77,894)	(77,894)	(16,894)
Sergeant Promotional Assessment	13,000	-	13,000	-	-	-	13,000
Police Department	2,458,673	214,875	2,673,548	(776,037)	(733,725)	(1,509,762)	1,163,786
Dunwoody Village TE Project	2,100,000	(825,103)	1,574,897	(1,127,854)	(35,982)	(1,163,836)	411,061
Road Resurfacing	10,631,000	83,697	10,714,697	(7,051,103)	(22,056)	(7,073,159)	3,641,538
New Sidewalks and ADA Ramps	2,970,000	45,000	3,015,000	(1,891,063)	(325,150)	(2,216,213)	798,787
Traffic Calming Radar Signs	100,000	-	100,000	(11,650)	-	(11,650)	88,350
N. Peachtree Rd/Tilly Mill Intersection Improvement	2,850,000	-	2,850,000	(420,330)	(161,002)	(581,331)	2,268,669
Mt. Vernon Rd/Vermack Intersection Improvement	325,000	106,000	431,000	(97,415)	(12,254)	(109,705)	321,295
Womack/Vermack Intersection Improvement	200,000	-	200,000	(69,912)	-	(69,912)	130,088
Wayfinding	150,000	-	150,000	(79,516)	(33,743)	(113,259)	36,741
Chamblee Dunwoody & Spalding Drive	370,000	55,000	425,000	(102,535)	-	(102,535)	322,465
School Pedestrian Safety Improvements	-	40,000	40,000	(37,816)	(4,100)	(41,916)	(1,916)
Concept Funding-Tilly Mill at Mt. Vernon Place	25,000	-	25,000	-	-	-	25,000
Concept Funding-Mt. Vernon at Tilly Mill	25,000	-	25,000	-	(5,000)	(5,000)	20,000
Concept Funding-Chamblee Dunwoody at Peeler	50,000	-	50,000	-	-	-	50,000
Citywide Traffic Signal Communications (ITS)	265,000	-	265,000	-	-	-	265,000
Chamblee Dunwoody Rd Bicycle & Pedestrian Imprv (Cambridge to VV)	1,650,000	-	1,650,000	(51,977)	(34,668)	(86,645)	1,563,355
Chesnut Elementary Pedestrian Project	-	60,000	60,000	(13,915)	-	(13,915)	46,085
Kingsley Safe Routes to School-retaining walls	-	50,000	50,000	(43,439)	(5,955)	(49,394)	606
Construction Funding Mt. Vernon/Womack Pedestrian Crossing Improvements	-	150,000	150,000	-	-	-	150,000
Chamblee Dunwoody Georgetown Corridor	275,000	150,000	425,000	-	(39,951)	(39,951)	385,049
Winters Chapel (WalMart contribution)	-	30,000	30,000	-	-	-	30,000
Watermain Project with DeKalb (will be reimbursed)	-	-	-	-	(316,989)	(316,989)	(316,989)
Crosswalk replacement with PCID (will be reimbursed)	-	-	-	-	(781)	(781)	(781)
Public Works	21,986,000	244,595	22,230,595	(10,998,561)	(997,630)	(11,996,191)	10,234,403
Pernoshal Park	1,025,000	2,225,000	3,250,000	(6,315)	(336,438)	(342,753)	2,907,247
Brook Run Demo	400,000	-	400,000	(217,767)	(204,528)	(422,296)	(22,296)
Brook Run Park Improvements	150,000	-	150,000	(111,114)	-	(111,114)	38,886
Brook Run Trail	572,010	841,777	1,413,787	(1,129,580)	(110,830)	(1,240,410)	173,377
Nancy Creek Greenway	25,000	-	25,000	(17,463)	-	(17,463)	7,538
Dunwoody Gateway Market Installation	150,000	-	150,000	(9,618)	-	(9,618)	140,382
Donaldson Chesnut Facility Stabilization	226,000	-	226,000	-	(17,770)	(17,770)	208,230
Design for Future Parks Trails Projects	25,000	-	25,000	-	-	-	25,000
Brook Run Dog Park Relocation	195,000	-	195,000	(35,268)	(121,121)	(156,389)	38,611
Dunwoody Park Parking Lot Resurfacing	100,000	-	100,000	(82,431)	-	(82,431)	17,569
Windwood Hollow Park Playground Replacement COMPLETED 2014	125,000	65,000	190,000	(190,000)	-	(190,000)	-
Emergency Notification System for Brook Run Park and Dunwoody Park	85,000	-	85,000	(72,012)	-	(72,012)	12,988
Georgetown Park-Shade Structure	-	75,000	75,000	-	-	-	75,000
Georgetown Park-Play Structure	-	25,000	25,000	-	-	-	25,000
Dunwoody Nature Center Parking Lot Resurfacing	100,000	-	100,000	-	-	-	100,000
Dunwoody Park Playground Replacement COMPLETED 2015	225,000	-	225,000	-	(225,000)	(225,000)	-
Constr. Dunwoody Renaissance 5 acre Park	-	3,200,000	3,200,000	-	-	-	3,200,000
Constr. Great Lawn @ Brook Run	-	300,000	300,000	-	-	-	300,000
Parks	3,403,010	6,731,777	10,134,787	(1,871,569)	(1,015,687)	(2,887,255)	7,247,531
GIS Webviewer COMPLETED 2014	75,000	-	75,000	(41,857)	-	(41,857)	33,143
Plotter Purchase	20,000	-	20,000	(6,096)	(1,524)	(7,620)	12,380
GIS Mobile Collection Unit COMPLETED 2014	13,000	-	13,000	(11,510)	-	(11,510)	1,490
Community Development	108,000	-	108,000	(59,463)	(1,524)	(60,987)	47,013
Completed/Abandoned Projects Closed Out	-	144,573	144,573	-	-	-	144,573
Unallocated	-	144,573	144,573	-	-	-	144,573
Total	29,082,578	7,308,424	36,391,002	(14,111,035)	(2,906,153)	(17,017,188)	19,373,814

#2.

City of Dunwoody
YTD Statement of Revenues and
Expenses Through June 30, 2015

<i>E911 Fund</i>	Total Annual Budget	YTD Budget	YTD Actual	Variance (\$ '000)	(% of YTD Budget)	Prior YTD Actual	Flux (Diff from Prior Year)
Revenues							
E911 Revenue	1,200,000	600,000	544,220	(56)	91%	586,484	42,263
Transfers In	73,300	36,650	55,845	19	152%	-	(55,845)
Total Revenues	1,273,300	636,650	600,065	(37)	94%	586,484	(13,581)
Expenditures							
Communications	148,300	74,150	36,748	37	50%	99,826	63,078
Intergovernmental-E911 (Chatcomm)	1,125,000	562,500	562,500	-	100%	627,083	64,583
Total Expenditures	1,273,300	636,650	600,065	37	94%	726,909	126,844
Total Revenues over/(under) Expenditures	-	-	0	0		(140,426)	(140,426)

City of Dunwoody
YTD Statement of Revenues and
Expenses Through June 30, 2015

#2.

<i>Hotel Excise Tax Fund</i>	Total Annual Budget	YTD Budget	YTD Actual	Variance	Prior YTD Actual	Flux
				(\$ '000)	(% of YTD Budget)	(Difference from Prior Year)
Revenues						
Hotel/Motel Tax	2,300,000	1,150,000	1,312,854	163	114%	1,218,034 (94,820)
Interest Revenue	-	-	9	0		14 4
Total Revenues	2,300,000	1,150,000	1,312,863	163	114%	1,218,048 (94,815)
Expenditures						
Transfers to General Fund	1,380,000	690,000	787,721	(98)	114%	730,821 (56,900)
Transfers to Component Unit - CVBD	920,000	460,000	525,142	(65)	114%	487,214 (37,928)
Total Expenditures	2,300,000	1,150,000	1,312,863	(163)	114%	1,218,034 (94,828)
Total Revenues over/(under) Expenditures	-	-	1	0		14 13

#2.

City of Dunwoody
YTD Statement of Revenues and
Expenses Through June 30, 2015

<i>Motor Vehicle Rental Excise Tax Fund</i>	Total Annual Budget	YTD Budget	YTD Actual	Variance	Prior YTD Actual	Flux
			(\$ '000)	(% of YTD Budget)		(Difference from Prior Year)
Revenues						
MV Rental Excise Tax	100,000	50,000	59,853	10	120%	55,132 (4,721)
Total Revenues	100,000	50,000	59,853	10	120%	55,132 (4,721)
Expenditures						
Transfers to General Fund	100,000	50,000	59,853	(10)	120%	55,132 (4,721)
Total Expenditures	100,000	50,000	59,853	(10)	120%	55,132 (4,721)
Total Revenues over/(under) Expenditures	-	-	-	-		-

City of Dunwoody
YTD Statement of Revenues and
Expenses Through June 30, 2015

#2.

<i>HOST Fund</i>	Total Annual Budget	YTD Budget	YTD Actual	Variance	Prior YTD Actual	Flux
				(\$ '000)	(% of YTD Budget)	(Difference from Prior Year)
Revenues						
Homestead Option Sales Tax	4,000,000	-	-	-	-	-
Interest Revenue	4,500	2,250	991	(1)	44%	372 (619)
Total Revenues	4,004,500	2,250	991	(1)	44%	372 1,000,000
Expenditures						
Transfers Out - Capital (PW)	4,000,000	2,000,000	1,000,000	1,000	50%	- (1,000,000)
Total Expenditures	4,000,000	2,000,000	1,000,000	1,000	50%	- (1,000,000)
Total Revenues over/(under) Expenditures	4,500	(1,997,750)	(999,009)	999	50%	372 1,000,000

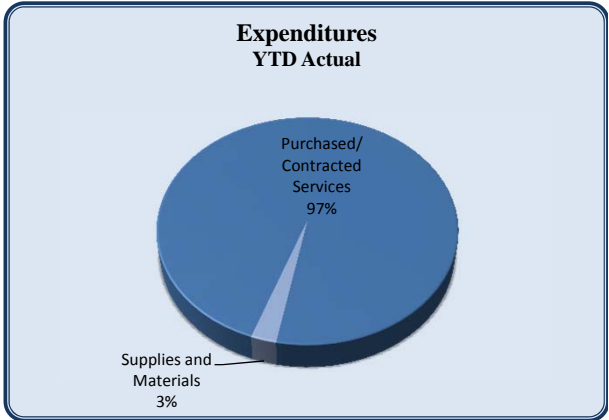
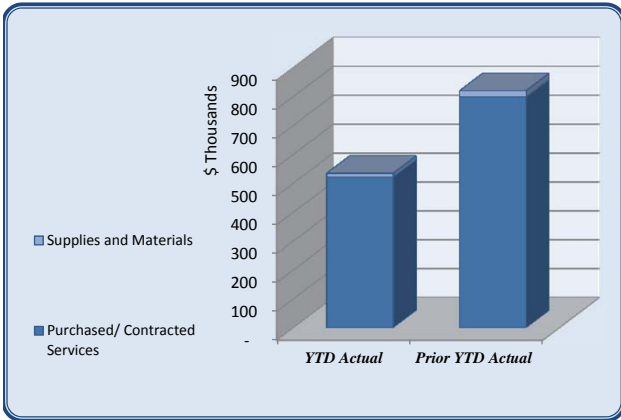
#2.

City of Dunwoody
 YTD Statement of Revenues and
 Expenses Through June 30, 2015

<i>Debt Service Fund</i>	Total Annual Budget	YTD Budget	YTD Actual	Variance (\$ '000)	Prior YTD Actual	Flux (Difference from Prior Year)
				(% of YTD Budget)		
Revenues						
Transfers from General Fund	1,464,367	732,184	732,183	(0)	100%	1,157,183 425,000
Total Revenues	1,464,367	732,184	732,183	(0)	100%	1,157,183 425,000
Expenditures						
Lease Principal	-	-	-	-		1,157,044 1,157,044
Transfers Out - CU	1,464,088	157,044	157,044	0	100%	- (157,044)
Total Expenditures	1,464,088	157,044	157,044	0	100%	1,157,044 1,000,000
Total Revenues over/(under) Expenditures	279	575,140	575,140	0	100%	139 (575,000)

City of Dunwoody
 YTD Statement of Revenues and
 Expenses Through June 30, 2015

<i>Stormwater fund</i>	Total Annual Budget	YTD Budget	YTD Actual	Variance		Prior YTD Actual	Flux
				(\$ '000)	(% of YTD Budget)		(Difference from Prior Year)
Revenues							
Stormwater Utility Charges	1,851,622	-	-	-		2,708	2,708
Interest Revenue	800	400	315	(0)		636	321
Residual Equity Transfer In	269,078	269,078	269,078	-		-	(269,078)
Total Revenues	2,121,500	269,478	269,393	(0)	100%	3,344	(266,049)
Expenditures							
Official/Admin Svcs	120,000	60,000	49,999	10	83%	60,000	10,001
Professional Services-Stormwater	160,000	80,000	21,328	59	27%	2,111	(19,217)
Repairs & Maintenance	1,785,000	892,500	445,467	447	47%	736,489	291,022
Rep & Maint-Riprap Program	5,000	2,500	3,663	(1)	147%	-	(3,663)
Printing & Binding	500	250	5	0	2%	-	(5)
Dues & Fees	500	250	500	(0)	200%	-	(500)
Purchased/ Contracted Services	2,071,000	1,035,500	520,962	515	50%	798,600	277,638
Supplies	50,000	25,000	13,417	12	54%	21,283	7,866
Books & Periodicals	500	250	-	0	0%	-	-
Supplies and Materials	50,500	25,250	13,417	12	53%	21,283	7,866
Total Expenditures	2,121,500	1,060,750	534,379	526	50%	819,884	285,504
Total Revenues over/(under) Expenditures	-	(791,272)	(264,986)	526	33%	(816,540)	(551,534)



Convention Visitors' Bureau of Dunwoody
Monthly Statement of Revenues and Expenses
June 30, 2015

CVB of Dunwoody	Variance				Prior YTD Actual
	Total Annual Budget	YTD Budget	YTD Actual	(% of YTD Budget)	
Fund Balance	-	-	-		
Revenues					
Interest Revenue	1,152	576	256	44%	599
Other Revenue	8,442	4,221	-	0%	-
Tax Revenue	1,033,449	516,725	525,142	102%	487,214
Residual Equity Transfer (Promotional Reserve)	20,000	10,000	5,000	50%	-
Total Revenues	1,043,043	521,522	525,398	101%	487,812
Expenditures					
<i>Employees/Personnel</i>					
Salaries	288,757	116,346	127,516	110%	95,494
Benefits	35,554	16,320	14,771	91%	8,287
Payroll Taxes	28,876	11,634	9,677	83%	8,144
Unemployment	-	-	-		(810)
Medic	-	-	-		-
<i>Total Employees/Personnel Expenditures</i>	<i>353,187</i>	<i>144,300</i>	<i>151,965</i>	<i>105%</i>	<i>111,116</i>
<i>Administrative</i>					
Depreciation Expense	-	-	-		-
Legal & Professional Fees	18,140	11,920	9,251	78%	8,620
Rent	44,047	21,804	34,331	157%	20,758
Employee Development	6,320	4,520	4,419	98%	2,665
Equipment Lease	1,920	930	898	97%	874
IT Support	6,960	3,480	3,664	105%	2,187
Insurance	3,900	700	718	103%	1,507
Postage/Courier/Ovenight Mail	-	-	163		688
Telephone/Internet	8,400	4,200	2,760	66%	3,565
Licenses & Fees	3,050	1,550	-	0%	305
Miscellaneous	1,200	600	334	56%	291
Office Expense	2,400	1,200	1,939	162%	1,060
Vehicle Expenses	-	-	-		-
Meals & Meeting Expenses	3,600	1,800	1,046	58%	1,451
Travel	7,200	3,600	1,468	41%	2,190
Small Equipment	2,000	2,000	2,293	115%	8,718
Furniture & Fixtures	10,000	10,000	-	0%	-
<i>Total Administrative Expenditures</i>	<i>119,137</i>	<i>68,304</i>	<i>63,284</i>	<i>93%</i>	<i>54,879</i>
<i>Marketing</i>					
Research	40,000	20,000	30,325	152%	5,901
Graphic Design	30,800	15,400	17,400	113%	18,000
Public Relations	12,000	6,000	9,000	150%	950
Website Management	72,579	69,579	45,886	66%	10,154
Website Marketing	59,000	32,000	14,401	45%	24,750
Advertising - Print	96,000	48,000	57,967	121%	25,028
Advertising - Digital	78,000	39,000	17,407	45%	47,380
Printing	23,800	11,900	1,687	14%	16,039
Postage/Courier/Ovenight Mail	2,400	1,200	9	1%	134
Dues & Subscriptions	9,483	654	12,433	1901%	598
Memberships	12,259	10,559	6,015	57%	10,825
Customer Relationship Management Tool	13,500	-	-		-
Photography	9,000	6,000	3,351	56%	1,300
Miscellaneous	1,800	900	-	0%	614
<i>Total Marketing Expenditures</i>	<i>460,621</i>	<i>261,192</i>	<i>215,881</i>	<i>83%</i>	<i>161,672</i>
<i>Promotional</i>					
Community Development	-	-	-		9,452
Conventions and Trade Shows	20,569	15,129	10,577	70%	8,926
Event Hosting & Site Visits	24,500	17,750	6,619	37%	(1,887)
Sponsorships	-	-	9,600		7,000
Group Sales Show Sponsorships	33,500	13,000	-	0%	-
Meals and Business Development	3,600	1,800	2,644	147%	887
Meeting Bids and Incentives	10,000	5,000	-	0%	-
Promotions	24,800	9,900	15,292	154%	20,132
Travel	13,200	6,600	5,513	84%	4,842
Promotional Materials	12,000	6,000	13,810	230%	5,685
<i>Total Promotional Expenditures</i>	<i>142,169</i>	<i>75,179</i>	<i>64,055</i>	<i>85%</i>	<i>55,037</i>
Total Expenditures	1,075,114	548,975	495,185	90%	382,704
Total Revenues over/(under) Expenditures	(32,071)	(27,454)	30,213		105,109

VENDOR SET: 01 City of Dunwoody, GA
BANK: * ALL BANKS
DATE RANGE: 6/01/2015 THRU 6/30/2015

#2.

VENDOR I.D.	NAME	STATUS	CHECK DATE	AMOUNT	DISCOUNT	CHECK NO	CHECK STATUS	CHECK AMOUNT
001187	APG PCE, LLC							
C-CHECK	APG PCE, LLC	VOIDED V	6/26/2015			019653		43,724.87CR

* * T O T A L S * *	NO	INVOICE AMOUNT	DISCOUNTS	CHECK AMOUNT
REGULAR CHECKS:	0	0.00	0.00	0.00
HAND CHECKS:	0	0.00	0.00	0.00
DRAFTS:	0	0.00	0.00	0.00
EFT:	0	0.00	0.00	0.00
NON CHECKS:	0	0.00	0.00	0.00
VOID CHECKS:	1 VOID DEBITS	0.00		
	VOID CREDITS	43,724.87CR	43,724.87CR	0.00

TOTAL ERRORS: 0

	NO	INVOICE AMOUNT	DISCOUNTS	CHECK AMOUNT
VENDOR SET: 01 BANK: * TOTALS:	1	43,724.87CR	0.00	0.00
BANK: * TOTALS:	1	43,724.87CR	0.00	0.00

VENDOR #2: ET: 01 City of Dunwoody, GA
 BANK: 01 Suntrust Concentration
 DATE RANGE: 6/01/2015 THRU 6/30/2015

VENDOR I.D.	NAME	STATUS	CHECK DATE	AMOUNT	DISCOUNT	CHECK NO	CHECK STATUS	CHECK AMOUNT
001145	ETS Corporation							
I-June 2015	ETS Corporation	D	6/30/2015			000000		
100 1516.523900.00	Merchant Services		ETS Corporation	1,546.01				1,546.01
001615	PNC Bank, N. A.							
I-July 2015	PNC Bank, N. A.	D	6/11/2015			000000		
405 8000.581200.01	Lease Principal		PNC Bank, N. A.	14,632.30				
405 8000.582200.01	Lease Interest		PNC Bank, N. A.	2,511.14				17,143.44
001615	PNC Bank, N. A.							
I-Jul 2015	PNC Bank, N. A.	D	6/19/2015			000000		
405 8000.581200.01	Lease Principal		PNC Bank, N. A.	6,408.08				
405 8000.582200.01	Lease Interest		PNC Bank, N. A.	2,622.44				9,030.52

* * T O T A L S * *	NO	INVOICE AMOUNT	DISCOUNTS	CHECK AMOUNT
REGULAR CHECKS:	0	0.00	0.00	0.00
HAND CHECKS:	0	0.00	0.00	0.00
DRAFTS:	3	27,719.97	0.00	27,719.97
EFT:	0	0.00	0.00	0.00
NON CHECKS:	0	0.00	0.00	0.00
VOID CHECKS:	0	VOID DEBITS 0.00		
		VOID CREDITS 0.00	0.00	0.00

TOTAL ERRORS: 0

** G/L ACCOUNT TOTALS **

G/L ACCOUNT	NAME	AMOUNT
100 1516.523900.00	Merchant Services	1,546.01
	*** FUND TOTAL ***	1,546.01
405 8000.581200.01	Lease Principal	21,040.38
405 8000.582200.01	Lease Interest	5,133.58
	*** FUND TOTAL ***	26,173.96

VENDOR SET: 01	BANK: 01	TOTALS:	NO	INVOICE AMOUNT	DISCOUNTS	CHECK AMOUNT
			3	27,719.97	0.00	27,719.97
BANK: 01	TOTALS:		3	27,719.97	0.00	27,719.97

VENDOR SET: 01 City of Dunwoody, GA
 BANK: 03 Suntrust Disbursement Acc
 DATE RANGE: 6/01/2015 THRU 6/30/2015

#2.

VENDOR I.D.	NAME	STATUS	CHECK DATE	AMOUNT	DISCOUNT	CHECK NO	CHECK STATUS	CHECK AMOUNT
000022	ADP							
I-455679363	ADP	D	6/05/2015			000000		
100 1512.521200.00	Professional Services	ADP		489.34				489.34
000022	ADP							
I-456379118	ADP	D	6/19/2015			000000		
100 1512.521200.00	Professional Services	ADP		587.58				587.58
000025	Clark Patterson Lee							
I-53	Clark Patterson Lee	D	6/22/2015			000000		
100 7000.521100.01	Official/Admin Svcs	Clark Patterson Lee		132,250.00				132,250.00
000029	Lowe Engineers, LLC							
I-15527	Lowe Engineers, LLC	D	6/30/2015			000000		
350 4200.522200.00	Repairs & Maintenance	Lowe Engineers, LLC		5,468.40				
350 4200.541400.00	Infrastructure	Lowe Engineers, LLC		4,575.60				
350 4200.541400.00	Infrastructure	Lowe Engineers, LLC		1,339.20				
350 4200.541400.00	Infrastructure	Lowe Engineers, LLC		558.00				
350 6200.521200.00	Professional Services	Lowe Engineers, LLC		2,790.00				
350 4200.541400.00	Infrastructure	Lowe Engineers, LLC		334.80				
350 4100.521200.00	Professional Service	Lowe Engineers, LLC		1,116.00				
560 4320.521200.09	Prof Svcs-Stormwater	Lowe Engineers, LLC		3,571.20				
350 4200.522200.00	Repairs & Maintenance	Lowe Engineers, LLC		781.20				20,534.40
000094	WEX BANK							
I-41190837	WEX BANK	D	6/06/2015			000000		
100 3200.531270.00	Gasoline	WEX BANK		2,002.38				2,002.38
000094	WEX BANK							
I-41333383	WEX BANK	D	6/23/2015			000000		
100 3200.531270.00	Gasoline	WEX BANK		27,442.03				27,442.03
000137	Medcom Services, Inc							
I-6/6/2015	Medcom Services, Inc	D	6/06/2015			000000		
100 0000.121300.16	Flex Spending Ded Payable	Medcom Services, Inc		557.98				557.98
000137	Medcom Services, Inc							
I-6/13/2015	Medcom Services, Inc	D	6/13/2015			000000		
100 0000.121300.16	Flex Spending Ded Payable	Medcom Services, Inc		3,019.82				3,019.82
000137	Medcom Services, Inc							
I-6/20/2015	Medcom Services, Inc	D	6/20/2015			000000		
100 0000.121300.16	Flex Spending Ded Payable	Medcom Services, Inc		839.68				839.68

VENDOR #2: ET: 01 City of Dunwoody, GA
BANK: 03 Suntrust Disbursement Acc
DATE RANGE: 6/01/2015 THRU 6/30/2015

VENDOR I.D.	NAME	STATUS	CHECK DATE	AMOUNT	DISCOUNT	CHECK NO	CHECK STATUS	CHECK AMOUNT
000137	Medcom Services, Inc							
I-6/27/2015	Medcom Services, Inc	D	6/27/2015			000000		
100 0000.121300.16	Flex Spending Ded Payable	Medcom Services, Inc		182.60				182.60
000271	Georgia Bureau of Investigatio							
I-181-254451	Georgia Bureau of Investigatio	D	6/01/2015			000000		
100 3200.521300.00	Technical Svcs	Georgia Bureau of In		127.50				127.50
001421	Chattahoochee River 911 Author							
I-June 2015	Chattahoochee River 911 Author	D	6/23/2015			000000		
215 3800.571000.00	Intergovernmental-E911	Chattahoochee River		93,750.00				93,750.00
001480	Interdev, LLC							
I-1004480	Interdev, LLC	D	6/30/2015			000000		
100 1535.521100.01	Official/Admin Svcs	Interdev, LLC		38,173.50				38,173.50
001551	Jacobs							
I-EEXF9503-062615	Jacobs	D	6/23/2015			000000		
100 1570.521100.01	Official/Admin Svcs	Jacobs		25,662.75				25,662.75
001565	Georgia Development Partners,							
I-GD169-005	Georgia Development Partners,	D	6/30/2015			000000		
350 4200.541400.00	Infrastructure	Georgia Development		14,652.82				14,652.82
001187	APG PCE, LLC							
I-PC41-100/Electric	APG PCE, LLC	R	6/04/2015			019559		
100 1565.531230.00	Electricity	APG PCE, LLC		1,653.89				
I-PC41-340/Jun 2015	APG PCE, LLC	R	6/04/2015			019559		
100 0000.123310.00	Abated Rent	APG PCE, LLC		3,346.62				
I-PC41-340/May 2015	APG PCE, LLC	R	6/04/2015			019559		
100 0000.123310.00	Abated Rent	APG PCE, LLC		2,590.93				7,591.44
000008	CIT Technology Fin Serv Inc							
I-26957481	CIT Technology Fin Serv Inc	R	6/12/2015			019560		
100 1565.522300.00	Rentals	CIT Technology Fin S		733.00				733.00
000021	Employment Screening Services							
I-250553	Employment Screening Services	R	6/12/2015			019561		
100 1540.521300.00	Technical Services	Employment Screening		99.50				99.50
000061	Blue Cross Blue Shield							
I-000604589G	Blue Cross Blue Shield	R	6/12/2015			019562		
100 1110.512100.00	Group Insurance	Blue Cross Blue Shie		3,847.73				
100 1320.512100.00	Group Insurance	Blue Cross Blue Shie		2,558.44				
100 1330.512100.00	Group Insurance	Blue Cross Blue Shie		1,074.54				
100 1511.512100.00	Group Insurance	Blue Cross Blue Shie		1,560.65				
100 2650.512100.00	Group Insurance	Blue Cross Blue Shie		1,562.50				
100 3200.512100.00	Group Insurance	Blue Cross Blue Shie		62,262.68				

VENDOR SET: 01 City of Dunwoody, GA
BANK: 03 Suntrust Disbursement Acc
DATE RANGE: 6/01/2015 THRU 6/30/2015

#2.

VENDOR I.D.	NAME	STATUS	CHECK DATE	AMOUNT	DISCOUNT	CHECK NO	CHECK STATUS	CHECK AMOUNT
000061	Blue Cross Blue ShieldCONT							
I-000604589G	Blue Cross Blue Shield	R	6/12/2015			019562		
100 4100.512100.00	Group Insurance			1,560.65				74,427.19
000118	Peace Officers'							
I-June 2015	Peace Officers'	R	6/12/2015			019563		
100 0000.121300.15	POAB Deduction Payable			640.00				640.00
000129	Verizon Wireless Services LLC							
I-9745624692	Verizon Wireless Services LLC	R	6/12/2015			019564		
100 1110.523200.00	Communications			60.97				
100 1110.523200.00	Communications			38.01				
100 1320.523200.00	Communications			136.74				
100 1330.523200.00	Communications			90.74				
100 1511.523200.00	Communications			97.02				
100 2650.523200.00	Communications			60.72				
100 3200.523200.00	Communications			6,064.76				
100 4100.523200.00	Communications			98.73				
100 6200.523200.00	Communications			38.01				6,685.70
000136	L3 Communications Mobile Visio							
I-0226308-IN	L3 Communications Mobile Visio	R	6/12/2015			019565		
100 3200.522200.00	Repairs & Maintenance			5,003.00				5,003.00
000138	Riley McLendon, LLC							
I-62764	Riley McLendon, LLC	R	6/12/2015			019566		
100 1530.521200.01	Prof Svcs-Legal			12,500.00				
I-62765	Riley McLendon, LLC	R	6/12/2015			019566		
100 1530.521200.02	Prof Svcs-Litigation			3,869.20				
I-62767	Riley McLendon, LLC	R	6/12/2015			019566		
350 4200.541400.00	Infrastructure			663.00				17,032.20
000149	AT&T							
I-404M02-68040010357	AT&T	R	6/12/2015			019567		
215 3800.523200.00	Communications			70,115.10				70,115.10
000149	AT&T							
I-June 2015	AT&T	R	6/12/2015			019568		
100 1535.523200.00	Communications			132.27				132.27
000150	Fidelity Security Life Insuran							
I-5038551	Fidelity Security Life Insuran	R	6/12/2015			019569		
100 0000.121300.12	EE-Vision Payable			465.11				465.11

VENDOR #2: ET: 01 City of Dunwoody, GA
BANK: 03 Suntrust Disbursement Acc
DATE RANGE: 6/01/2015 THRU 6/30/2015

VENDOR I.D.	NAME	STATUS	CHECK DATE	AMOUNT	DISCOUNT	CHECK NO	CHECK STATUS	CHECK AMOUNT
000152	Synergistic Software Inc							
I-7163	Synergistic Software Inc	R	6/12/2015			019570		
100 3200.522200.01	Repairs & Maintenance-Software			3,000.00				3,000.00
000156	Powell, Hugh R							
I-2014	Powell, Hugh R	R	6/12/2015			019571		
100 2650.521200.00	Prof Svcs			900.00				900.00
000160	Georgia Technology Authority							
I-924-660880515	Georgia Technology Authority	R	6/12/2015			019572		
100 3200.521300.00	Technical Svcs			27.10				27.10
000163	Metro Materials Inc.							
I-39531	Metro Materials Inc.	R	6/12/2015			019573		
100 4200.531100.00	Supplies			2,254.87				
I-39632	Metro Materials Inc.	R	6/12/2015			019573		
100 4200.531100.00	Supplies			2,711.26				4,966.13
000165	Vulcan Materials Company							
I-11237188	Vulcan Materials Company	R	6/12/2015			019574		
100 6200.531100.00	Supplies			290.21				
I-11237189	Vulcan Materials Company	R	6/12/2015			019574		
560 4320.522200.05	Rep & Maint-Riprap Program			815.99				
I-21212019482	Vulcan Materials Company	R	6/12/2015			019574		
560 4320.531100.00	Supplies			713.75				1,819.95
000196	Georgia Management Agency, Inc							
I-58984	Georgia Management Agency, Inc	R	6/12/2015			019575		
100 4200.522200.03	R&M - Traffic Signals			29,338.14				
100 4200.522200.02	R&M - Street Maintenance			4,686.24				34,024.38
000206	Georgia Power							
I-09153-15043/May 15	Georgia Power	R	6/12/2015			019576		
100 6200.531230.00	Utilities			24.54				24.54
000206	Georgia Power							
I-15158-51225/May 15	Georgia Power	R	6/12/2015			019577		
100 6200.531230.00	Utilities			293.81				293.81
000206	Georgia Power							
I-24953-72008/May 15	Georgia Power	R	6/12/2015			019578		
100 6200.531230.00	Utilities			113.59				113.59

VENDOR SET: 01 City of Dunwoody, GA
 BANK: 03 Suntrust Disbursement Acc
 DATE RANGE: 6/01/2015 THRU 6/30/2015

#2.

VENDOR I.D.	NAME	STATUS	CHECK DATE	AMOUNT	DISCOUNT	CHECK NO	CHECK STATUS	CHECK AMOUNT
000206	Georgia Power							
I-26354-99019/May 15	Georgia Power	R	6/12/2015			019579		
100 6200.531230.00	Utilities	Georgia Power		24.30				24.30
000206	Georgia Power							
I-May 2015	Georgia Power	R	6/12/2015			019580		
100 4100.531230.00	Electricity	Georgia Power		37,528.52				
100 6200.531230.00	Utilities	Georgia Power		7,466.77				44,995.29
000228	Wildcat Striping and Sealing C							
I-53496	Wildcat Striping and Sealing C	R	6/12/2015			019581		
100 4200.522200.02	R&M - Street Maintenance	Wildcat Striping and		1,500.00				1,500.00
000249	Municipal Code Corporation							
I-00255565	Municipal Code Corporation	R	6/12/2015			019582		
100 1330.521200.00	Prof Svcs	Municipal Code Corpo		550.00				550.00
000262	Dunwoody Chamber of Commerce I							
I-6708	Dunwoody Chamber of Commerce I	R	6/12/2015			019583		
100 7500.523300.00	Advertising	Dunwoody Chamber of		280.00				
I-6855	Dunwoody Chamber of Commerce I	R	6/12/2015			019583		
100 7500.523300.00	Advertising	Dunwoody Chamber of		640.00				920.00
000269	DeKalb County Georgia							
I-6305611/May 2015	DeKalb County Georgia	R	6/12/2015			019584		
100 6200.531230.00	Utilities	DeKalb County Georgi		72.08				
I-6305622/May 2015	DeKalb County Georgia	R	6/12/2015			019584		
100 6200.531230.00	Utilities	DeKalb County Georgi		24.35				
I-6305677/May 2015	DeKalb County Georgia	R	6/12/2015			019584		
100 6200.531230.00	Utilities	DeKalb County Georgi		965.18				1,061.61
000307	DeKalb County District Attorne							
I-15CV5427-1	DeKalb County District Attorne	R	6/12/2015			019585		
212 0000.351320.00	Cash Confiscation	DeKalb County Distri		260.00				
212 0000.351320.00	Cash Confiscation	DeKalb County Distri		2,185.60				2,445.60
001002	GA Chapter FBINAA							
I-Fladrich	GA Chapter FBINAA	R	6/12/2015			019586		
100 3200.523700.00	Education & Training	GA Chapter FBINAA		285.00				285.00
001023	Victoria Clearfield							
I-May 2015	Victoria Clearfield	R	6/12/2015			019587		
100 2650.521300.00	Technical Svcs	Victoria Clearfield		900.00				900.00

VEN#2 ET: 01 City of Dunwoody, GA
 BANK. 03 Suntrust Disbursement Acc
 DATE RANGE: 6/01/2015 THRU 6/30/2015

VENDOR I.D.	NAME	STATUS	CHECK DATE	AMOUNT	DISCOUNT	CHECK NO	CHECK STATUS	CHECK AMOUNT
001026	Guardian - Appleton							
I-June 2015	Guardian - Appleton	R	6/12/2015			019588		
100 1110.512100.00	Group Insurance		Guardian - Appleton	296.40				
100 1320.512100.00	Group Insurance		Guardian - Appleton	131.09				
100 1330.512100.00	Group Insurance		Guardian - Appleton	71.67				
100 1511.512100.00	Group Insurance		Guardian - Appleton	131.09				
100 2650.512100.00	Group Insurance		Guardian - Appleton	127.88				
100 3200.512100.00	Group Insurance		Guardian - Appleton	4,779.21				
100 4100.512100.00	Group Insurance		Guardian - Appleton	131.09				5,668.43
001037	Mauldin & Jenkins, LLC							
I-575576	Mauldin & Jenkins, LLC	R	6/12/2015			019589		
100 1512.521200.00	Professional Services		Mauldin & Jenkins,	4,000.00				4,000.00
001275	LMI Systems, Inc							
I-1059634	LMI Systems, Inc	R	6/12/2015			019590		
100 6200.522200.06	R&M-Parks		LMI Systems, Inc	310.85				310.85
001328	LexisNexis Risk Data Managemen							
I-1502895-20150531	LexisNexis Risk Data Managemen	R	6/12/2015			019591		
100 1511.521300.00	Technical Services		LexisNexis Risk Data	50.00				50.00
001345	JEL Consulting Group, LLC							
I-224	JEL Consulting Group, LLC	R	6/12/2015			019592		
100 7500.521200.00	Professional Services		JEL Consulting Group	2,500.00				2,500.00
001426	A&A Plumbing							
I-527	A&A Plumbing	R	6/12/2015			019593		
100 6200.522200.06	R&M-Parks		A&A Plumbing	7,655.00				7,655.00
001434	Michael M. Hawkins							
I-Apr-May 2015	Michael M. Hawkins	R	6/12/2015			019594		
100 2650.521200.00	Prof Svcs		Michael M. Hawkins	1,200.00				1,200.00
001444	Kenneth Wickham							
I-5/28/2015	Kenneth Wickham	R	6/12/2015			019595		
100 2650.521200.00	Prof Svcs		Kenneth Wickham	400.00				400.00
001455	HATLANTA							
I-2075	HATLANTA	R	6/12/2015			019596		
100 3200.531100.01	Supplies-Explorer Program		HATLANTA	98.80				98.80
001477	Gresham, Smith and Partners							
I-31	Gresham, Smith and Partners	R	6/12/2015			019597		
350 4200.541400.00	Infrastructure		Gresham, Smith and P	5,748.60				5,748.60

VENDOR SET: 01 City of Dunwoody, GA
 BANK: 03 Suntrust Disbursement Acc
 DATE RANGE: 6/01/2015 THRU 6/30/2015

#2.

VENDOR I.D.	NAME	STATUS	CHECK DATE	AMOUNT	DISCOUNT	CHECK NO	CHECK STATUS	CHECK AMOUNT
001484	URS Corporation							
I-6218781	URS Corporation	R	6/12/2015			019598		
350 4200.541400.00	Infrastructure	URS Corporation		6,065.85				
250 4002.541400.14	TAP-Infrastructure	URS Corporation		24,263.40				30,329.25
001492	James Duncan and Associates, I							
I-386-14-08	James Duncan and Associates, I	R	6/12/2015			019599		
100 7000.521200.00	Prof Svcs	James Duncan and Ass		14,257.00				
I-386-14-10	James Duncan and Associates, I	R	6/12/2015			019599		
100 7000.521200.00	Prof Svcs	James Duncan and Ass		5,380.00				19,637.00
001508	Atlanta Business Chronicle							
I-17390	Atlanta Business Chronicle	R	6/12/2015			019600		
100 7500.523300.00	Advertising	Atlanta Business Chr		8,250.00				8,250.00
001515	Alex Rubin And Company							
I-1665GEOR	Alex Rubin And Company	R	6/12/2015			019601		
100 7000.521300.00	Technical Svcs	Alex Rubin And Compa		1,200.00				
I-1666PERI	Alex Rubin And Company	R	6/12/2015			019601		
100 7000.521300.00	Technical Svcs	Alex Rubin And Compa		1,200.00				2,400.00
001542	Southeastern Engineering Inc (
I-16164	Southeastern Engineering Inc (R	6/12/2015			019602		
350 4200.521200.00	Professional Services	Southeastern Enginee		1,250.00				1,250.00
001549	Gas South, LLC							
I-June 2015	Gas South, LLC	R	6/12/2015			019603		
100 6200.531230.00	Utilities	Gas South, LLC		64.57				64.57
001557	Enterprise Leasing Company of							
I-5890115	Enterprise Leasing Company of	R	6/12/2015			019604		
100 0000.122500.03	Deferred Rev-Conference	Enterprise Leasing C		97.06				97.06
001673	Aerial Innovations of Ga., Inc							
I-45968	Aerial Innovations of Ga., Inc	R	6/12/2015			019605		
100 7000.521300.00	Technical Svcs	Aerial Innovations o		94.50				94.50
001719	Perimeter Community Improvemen							
I-10853 (12)	Perimeter Community Improvemen	R	6/12/2015			019606		
250 4002.522200.12	Repairs & Maintenance - PTO	Perimeter Community		19,600.98				19,600.98
001750	Riley McLendon, LLC II							
I-Parcel 7	Riley McLendon, LLC II	R	6/12/2015			019607		
350 4200.541400.00	Infrastructure	Riley McLendon, LLC		100,000.00				100,000.00

VEN#2 ET: 01 City of Dunwoody, GA
BANK. 03 Suntrust Disbursement Acc
DATE RANGE: 6/01/2015 THRU 6/30/2015

VENDOR I.D.	NAME	STATUS	CHECK DATE	AMOUNT	DISCOUNT	CHECK NO	CHECK STATUS	CHECK AMOUNT
001756	Georgia Snacks							
I-121	Georgia Snacks	R	6/12/2015			019608		
100 1540.512900.00	Other Employment Benefits	Georgia Snacks		800.00				800.00
001763	Uniquely Speaking, Inc.							
I-874	Uniquely Speaking, Inc.	R	6/12/2015			019609		
100 0000.122500.03	Deferred Rev-Conference	Uniquely Speaking, I		1,125.06				1,125.06
001766	Office Furniture Expo							
I-0180805	Office Furniture Expo	R	6/12/2015			019610		
211 3200.542000.00	Machinery & Equipment	Office Furniture Exp		8,993.50				
I-0181053	Office Furniture Expo	R	6/12/2015			019610		
211 3200.542000.00	Machinery & Equipment	Office Furniture Exp		5,018.58				
I-0181583	Office Furniture Expo	R	6/12/2015			019610		
211 3200.542000.00	Machinery & Equipment	Office Furniture Exp		1,059.50				15,071.58
001799	Colliers International - Atlan							
I-June 2015	Colliers International - Atlan	R	6/12/2015			019611		
100 0000.381100.00	Rental Commissions	Colliers Internation		368.67				368.67
001820	Sharon Dickson, LLC							
I-May 2015	Sharon Dickson, LLC	R	6/12/2015			019612		
100 2650.521200.00	Prof Svcs	Sharon Dickson, LLC		1,200.00				1,200.00
001824	Veith Traffic Services, LLC							
I-3011-13	Veith Traffic Services, LLC	R	6/12/2015			019613		
100 4200.522200.03	R&M - Traffic Signals	Veith Traffic Servic		440.00				440.00
001825	Randstad US LP							
I-R17832776	Randstad US LP	R	6/12/2015			019614		
100 7000.522200.00	Repairs & Maintenance	Randstad US LP		1,207.60				1,207.60
001832	NEC CORPORATION OF AMEROCA							
I-201506082872		R	6/12/2015			019615		
350 3200.542000.00	Machinery & Equipment			48,325.00				48,325.00
001833	Marny Heit							
I-Ashley Wynne	Marny Heit	R	6/12/2015			019616		
100 2650.521200.04	Prof Svcs-Public Defender	Marny Heit		120.00				
I-Deyanciss Bailey	Marny Heit	R	6/12/2015			019616		
100 2650.521200.04	Prof Svcs-Public Defender	Marny Heit		120.00				
I-Julia Covarrubias	Marny Heit	R	6/12/2015			019616		
100 2650.521200.04	Prof Svcs-Public Defender	Marny Heit		240.00				
I-Kiera Brown	Marny Heit	R	6/12/2015			019616		
100 2650.521200.04	Prof Svcs-Public Defender	Marny Heit		190.00				
I-Nathan Matson	Marny Heit	R	6/12/2015			019616		
100 2650.521200.04	Prof Svcs-Public Defender	Marny Heit		120.00				
I-Qiana Butler	Marny Heit	R	6/12/2015			019616		

VENDOR SET: 01 City of Dunwoody, GA
 BANK: 03 Suntrust Disbursement Acc
 DATE RANGE: 6/01/2015 THRU 6/30/2015

#2.

VENDOR I.D.	NAME	STATUS	CHECK DATE	AMOUNT	DISCOUNT	CHECK NO	CHECK STATUS	CHECK AMOUNT
001833	Marny Heit	CONT						
I-Qiana Butler	Marny Heit	R	6/12/2015			019616		
100 2650.521200.04	Prof Svcs-Public Defender	Marny Heit		190.00				
I-Sherekia Hardy	Marny Heit	R	6/12/2015			019616		
100 2650.521200.04	Prof Svcs-Public Defender	Marny Heit		120.00				
I-Trevor Muething	Marny Heit	R	6/12/2015			019616		
100 2650.521200.04	Prof Svcs-Public Defender	Marny Heit		190.00				1,290.00
001861	EmpowerD Wellness							
I-May Fit City	EmpowerD Wellness	R	6/12/2015			019617		
100 1540.512900.00	Other Employment Benefits	EmpowerD Wellness		38.27				38.27
001870	Health Point Chiropractic & We							
I-May 2015	Health Point Chiropractic & We	R	6/12/2015			019618		
100 1540.512900.00	Other Employment Benefits	Health Point Chiropr		385.00				385.00
001888	GS Construction, Inc.							
I-Pay App 3 Road	GS Construction, Inc.	R	6/12/2015			019619		
350 4200.541400.00	Infrastructure	GS Construction, Inc		13,412.25				13,412.25
001890	Jason's Deli							
I-150410075050002	Jason's Deli	R	6/12/2015			019620		
100 0000.122500.03	Deferred Rev-Conference	Jason's Deli		755.50				
I-150410075050003	Jason's Deli	R	6/12/2015			019620		
100 0000.122500.03	Deferred Rev-Conference	Jason's Deli		566.00				
I-150410075050004	Jason's Deli	R	6/12/2015			019620		
100 0000.122500.03	Deferred Rev-Conference	Jason's Deli		506.00				
I-150410075070011	Jason's Deli	R	6/12/2015			019620		
100 0000.122500.03	Deferred Rev-Conference	Jason's Deli		506.00				
I-150410075070012	Jason's Deli	R	6/12/2015			019620		
100 0000.122500.03	Deferred Rev-Conference	Jason's Deli		900.00				3,233.50
001898	Integrated Construction & Nob							
I-Pay App 2	Integrated Construction & Nob	R	6/12/2015			019621		
350 6200.541200.00	Site improvements	Integrated Construct		9,864.00				
350 6200.541200.00	Site improvements	Integrated Construct		60,053.22				69,917.22
001903	Dana Safety Supply							
I-383203	Dana Safety Supply	R	6/12/2015			019622		
100 3200.522200.02	Repairs & Maintenance-Vehicle	Dana Safety Supply		6,422.00				6,422.00
001904	Site Selectors Gujild							
I-052115AH13	Site Selectors Gujild	R	6/12/2015			019623		
100 7500.523600.00	Dues & Fees	Site Selectors Gujil		1,500.00				
I-060115AH02	Site Selectors Gujild	R	6/12/2015			019623		
100 7500.523300.00	Advertising	Site Selectors Gujil		2,500.00				4,000.00

VEN#2 ET: 01 City of Dunwoody, GA
BANK. 03 Suntrust Disbursement Acc
DATE RANGE: 6/01/2015 THRU 6/30/2015

VENDOR I.D.	NAME	STATUS	CHECK DATE	AMOUNT	DISCOUNT	CHECK NO	CHECK STATUS	CHECK AMOUNT
1	Craig Kornblum							
	I-Alcohol Refund		R 6/12/2015			019624		
	100 0000.347900.00 Pavilion Rentals		Craig Kornblum:	200.00				200.00
1	Dunwoody High School							
	I-Banner Sponsorship		R 6/12/2015			019625		
	100 1570.523300.00 Advertising		Dunwoody High School	400.00				400.00
1	Hardeman Communities Inc							
	I-Bus Lic Refund		R 6/12/2015			019626		
	100 0000.316100.00 Business & Occupation Tax		Hardeman Communities	139.00				139.00
1	Charisma Hair & Nail Salon							
	I-Bus Tax Refund		R 6/12/2015			019627		
	100 0000.316100.00 Business & Occupation Tax		Charisma Hair & Nail	85.68				85.68
1	IMortgage							
	I-Bus Tax Refund.		R 6/12/2015			019628		
	100 0000.316100.00 Business & Occupation Tax		IMortgage:	86.14				86.14
1	Locksmith Management							
	I-Bus Tax Refund2015		R 6/12/2015			019629		
	100 0000.316100.00 Business & Occupation Tax		Locksmith Management	12.00				12.00
1	PMG Net, Inc							
	I-Bus. Tax. Refund.		R 6/12/2015			019630		
	100 0000.316100.00 Business & Occupation Tax		PMG Net, Inc:	1,000.00				1,000.00
1	The Emory Clinic, Inc							
	I-Emory Refund		R 6/12/2015			019631		
	100 0000.121101.00 Accrued Expense		The Emory Clinic, In	150.00				150.00
1	Robert Marshall							
	I-Rental Refund.		R 6/12/2015			019632		
	100 0000.347900.00 Pavilion Rentals		Robert Marshall:	200.00				200.00
1	Cindy Flynn							
	I-Sign Permit Refund		R 6/12/2015			019633		
	100 0000.127103.00 Special Event Sign Dep Payable		Cindy Flynn:	250.00				250.00
1	Michael Starling							
	I-Starling (2)		R 6/12/2015			019634		
	100 7500.531300.00 Food		Michael Starling:	502.97				
	100 7500.523500.00 Travel		Michael Starling:	3.00				
	100 7500.523600.00 Dues & Fees		Michael Starling:	237.00				742.97

VENDOR SET: 01 City of Dunwoody, GA
BANK: 03 Suntrust Disbursement Acc
DATE RANGE: 6/01/2015 THRU 6/30/2015

#2.

VENDOR I.D.	NAME	STATUS	CHECK DATE	AMOUNT	DISCOUNT	CHECK NO	CHECK STATUS	CHECK AMOUNT
1	Rebecca Keefer							
I-Webinar	Rebecca Keefer:	R	6/12/2015			019635		
100 7000.523700.00	Education & Training	Rebecca Keefer:		10.00				10.00
000016	Stone, McElroy & Associates							
I-2369PA	Stone, McElroy & Associates	R	6/26/2015			019636		
100 3200.521200.00	Prof Svcs	Stone, McElroy & Ass		350.00				350.00
000029	Lowe Engineers, LLC							
I-15475	Lowe Engineers, LLC	R	6/26/2015			019637		
350 4200.541400.00	Infrastructure	Lowe Engineers, LLC		558.00				
350 4200.541400.00	Infrastructure	Lowe Engineers, LLC		669.60				
350 4200.541400.00	Infrastructure	Lowe Engineers, LLC		10,490.40				
350 4200.541400.00	Infrastructure	Lowe Engineers, LLC		781.20				
350 4200.541400.00	Infrastructure	Lowe Engineers, LLC		223.20				
350 6200.522200.00	Repairs & Maintenance	Lowe Engineers, LLC		3,571.20				
560 4320.521200.09	Prof Svcs-Stormwater	Lowe Engineers, LLC		1,785.60				
I-15519	Lowe Engineers, LLC	R	6/26/2015			019637		
100 4100.521100.01	Official/Admin Svcs	Lowe Engineers, LLC		18,750.00				
100 6200.521100.01	Official/Admin Svcs	Lowe Engineers, LLC		16,900.00				
560 4320.521100.01	Official/Admin Svcs	Lowe Engineers, LLC		8,333.17				62,062.37
000074	Standard Insurance							
I-July 2015	Standard Insurance	R	6/26/2015			019638		
100 1320.512100.00	Group Insurance	Standard Insurance		207.62				
100 1330.512100.00	Group Insurance	Standard Insurance		106.99				
100 1511.512100.00	Group Insurance	Standard Insurance		162.68				
100 2650.512100.00	Group Insurance	Standard Insurance		108.56				
100 3200.512100.00	Group Insurance	Standard Insurance		4,152.04				
100 4100.512100.00	Group Insurance	Standard Insurance		136.44				4,874.33
000130	Translation Station, INC							
I-50773	Translation Station, INC	R	6/26/2015			019639		
100 2650.521300.00	Technical Svcs	Translation Station,		398.40				398.40
000138	Riley McLendon, LLC							
I-62766	Riley McLendon, LLC	R	6/26/2015			019640		
100 2650.521200.03	Prof Svcs-Court Solicitor	Riley McLendon, LLC		6,167.50				6,167.50
000149	AT&T							
I-Jun 2015	AT&T	R	6/26/2015			019641		
100 1535.523200.00	Communications	AT&T		123.12				123.12

VENDOR #2: ET: 01 City of Dunwoody, GA
BANK: 03 Suntrust Disbursement Acc
DATE RANGE: 6/01/2015 THRU 6/30/2015

VENDOR I.D.	NAME	STATUS	CHECK DATE	AMOUNT	DISCOUNT	CHECK NO	CHECK STATUS	CHECK AMOUNT
000159	Purchase Power							
I-Jun 2015	Purchase Power	R	6/26/2015			019642		
100 1516.523200.00	Communications		Purchase Power	67.16				67.16
000160	Georgia Technology Authority							
I-924-660880615	Georgia Technology Authority	R	6/26/2015			019643		
100 3200.521300.00	Technical Svcs		Georgia Technology A	27.10				27.10
000163	Metro Materials Inc.							
I-39716	Metro Materials Inc.	R	6/26/2015			019644		
100 4200.531100.00	Supplies		Metro Materials Inc.	319.78				
I-39819	Metro Materials Inc.	R	6/26/2015			019644		
100 4200.531100.00	Supplies		Metro Materials Inc.	1,612.65				1,932.43
000165	Vulcan Materials Company							
I-11259851	Vulcan Materials Company	R	6/26/2015			019645		
100 4200.531100.00	Supplies		Vulcan Materials Com	512.59				
I-11259852	Vulcan Materials Company	R	6/26/2015			019645		
560 4320.531100.00	Supplies		Vulcan Materials Com	738.11				
I-21212019736	Vulcan Materials Company	R	6/26/2015			019645		
560 4320.531100.00	Supplies		Vulcan Materials Com	587.50				
I-21212020047	Vulcan Materials Company	R	6/26/2015			019645		
560 4320.531100.00	Supplies		Vulcan Materials Com	713.75				2,551.95
000192	Signs Now (see image360)							
I-30483	Signs Now (see image360)	R	6/26/2015			019646		
100 3200.531600.00	Small Equipment		Signs Now (see image	273.66				273.66
000214	Atlanta Metropol, Inc							
I-2015-2016 Dues	Atlanta Metropol, Inc	R	6/26/2015			019647		
100 3200.523600.00	Dues & Fees		Atlanta Metropol, In	250.00				250.00
000269	DeKalb County Georgia							
I-6305655/May 2015	DeKalb County Georgia	R	6/26/2015			019648		
100 4100.531230.00	Electricity		DeKalb County Georgi	54.01				
I-6305688/May 2015	DeKalb County Georgia	R	6/26/2015			019648		
100 4100.531230.00	Electricity		DeKalb County Georgi	2.80				
I-6697277/June 2015	DeKalb County Georgia	R	6/26/2015			019648		
100 6200.531230.00	Utilities		DeKalb County Georgi	30.00				
I-6698863/June 2015	DeKalb County Georgia	R	6/26/2015			019648		
100 6200.531230.00	Utilities		DeKalb County Georgi	237.36				324.17
001009	Kimley-Horn and Associates, In							
I-019124010-0515	Kimley-Horn and Associates, In	R	6/26/2015			019649		
350 6200.541200.00	Site improvements		Kimley-Horn and Asso	6,014.50				6,014.50

VENDOR SET: 01 City of Dunwoody, GA
 BANK: 03 Suntrust Disbursement Acc
 DATE RANGE: 6/01/2015 THRU 6/30/2015

#2.

VENDOR I.D.	NAME	STATUS	CHECK DATE	AMOUNT	DISCOUNT	CHECK NO	CHECK STATUS	CHECK AMOUNT
001026	Guardian - Appleton							
I-July 2015	Guardian - Appleton	R	6/26/2015			019650		
100 1110.512100.00	Group Insurance		Guardian - Appleton	296.40				
100 1320.512100.00	Group Insurance		Guardian - Appleton	224.75				
100 1330.512100.00	Group Insurance		Guardian - Appleton	71.67				
100 1511.512100.00	Group Insurance		Guardian - Appleton	131.09				
100 2650.512100.00	Group Insurance		Guardian - Appleton	127.88				
100 3200.512100.00	Group Insurance		Guardian - Appleton	5,178.73				
100 4100.512100.00	Group Insurance		Guardian - Appleton	131.09				6,161.61
001045	Specialty Engraving, Inc							
I-246156	Specialty Engraving, Inc	R	6/26/2015			019651		
100 3200.531100.00	Supplies-General		Specialty Engraving,	32.00				32.00
001097	US Department of Homeland Secu							
I-SAVE-350489	US Department of Homeland Secu	R	6/26/2015			019652		
100 1516.521300.00	Technical Services		US Department of Hom	25.00				25.00
001233	SilvAD Promotions							
I-2370	SilvAD Promotions	R	6/26/2015			019654		
100 3200.531100.01	Supplies-Explorer Program		SilvAD Promotions	682.11				682.11
001252	SeeClickFix							
I-2015-286	SeeClickFix	R	6/26/2015			019655		
100 4100.521300.00	Technical Services		SeeClickFix	10,000.00				10,000.00
001274	Nova Engineering and Environme							
I-0109010	Nova Engineering and Environme	R	6/26/2015			019656		
350 4200.541400.00	Infrastructure		Nova Engineering and	365.00				365.00
001275	LMI Systems, Inc							
I-1059830	LMI Systems, Inc	R	6/26/2015			019657		
100 6200.522200.06	R&M-Parks		LMI Systems, Inc	347.20				347.20
001277	Allied Paving Contractors, Inc							
I-6712	Allied Paving Contractors, Inc	R	6/26/2015			019658		
100 6200.522200.06	R&M-Parks		Allied Paving Contra	28,187.00				
I-6746	Allied Paving Contractors, Inc	R	6/26/2015			019658		
350 4200.522200.00	Repairs & Maintenance		Allied Paving Contra	5,005.00				33,192.00
001282	United Maintenance, Inc.							
I-226467	United Maintenance, Inc.	R	6/26/2015			019659		
100 6200.522200.06	R&M-Parks		United Maintenance,	80.00				80.00

VEN#2. ET: 01 City of Dunwoody, GA
BANK. 03 Suntrust Disbursement Acc
DATE RANGE: 6/01/2015 THRU 6/30/2015

VENDOR I.D.	NAME	STATUS	CHECK DATE	AMOUNT	DISCOUNT	CHECK NO	CHECK STATUS	CHECK AMOUNT
001303	Custom Signs Today							
I-29221	Custom Signs Today	R	6/26/2015			019660		
100 1570.523400.00	Printing and Binding	Custom Signs Today		360.00				360.00
001385	Wolverton and Associates, Inc.							
I-40838	Wolverton and Associates, Inc.	R	6/26/2015			019661		
350 4200.541400.00	Infrastructure	Wolverton and Associ		11,064.82				11,064.82
001414	Geo-Hydro Engineers, Inc.							
I-49319	Geo-Hydro Engineers, Inc.	R	6/26/2015			019662		
350 4200.522200.00	Repairs & Maintenance	Geo-Hydro Engineers,		7,000.00				7,000.00
001415	Rite Way							
I-371152	Rite Way	R	6/26/2015			019663		
100 6200.522200.06	R&M-Parks	Rite Way		4,145.90				4,145.90
001429	Hardy Chevrolet							
I-201506152873	Hardy Chevrolet	R	6/26/2015			019664		
350 3200.542000.00	Machinery & Equipment	1 CHEVY TAHOE		29,005.00				29,005.00
001444	Kenneth Wickham							
I-6/10/2015	Kenneth Wickham	R	6/26/2015			019665		
100 2650.521200.00	Prof Svcs	Kenneth Wickham		800.00				800.00
001457	Peace Officers Association of							
I-Roger Halstead	Peace Officers Association of	R	6/26/2015			019666		
100 3200.523600.00	Dues & Fees	Peace Officers Assoc		20.00				20.00
001477	Gresham, Smith and Partners							
I-32	Gresham, Smith and Partners	R	6/26/2015			019667		
350 4200.541400.00	Infrastructure	Gresham, Smith and P		2,429.33				2,429.33
001484	URS Corporation							
I-6182720	URS Corporation	R	6/26/2015			019668		
350 4200.541400.00	Infrastructure	URS Corporation		1,462.37				
250 4002.541400.14	TAP-Infrastructure	URS Corporation		5,849.48				7,311.85
001493	Entek							
I-28900	Entek	R	6/26/2015			019669		
100 1565.522200.00	Repairs & Maintenance	Entek		619.00				619.00
001517	Southern Premier Contractors,							
I-DUN-257	5270 N. Peachtree Rd.	R	6/26/2015			019670		
560 4320.522200.00	Repairs & Maintenance	5270 N. Peachtree Rd		2,747.00				
I-DUN-261	4750 Chamblee Dunwoody Rd	R	6/26/2015			019670		
560 4320.522200.00	Repairs & Maintenance	4750 Chamblee Dunwoo		3,168.95				
I-DUN-262	4885 Hidden Branches Dr.	R	6/26/2015			019670		
560 4320.522200.00	Repairs & Maintenance	4885 Hidden Branches		1,700.00				7,615.95

VENDOR SET: 01 City of Dunwoody, GA
 BANK: 03 Suntrust Disbursement Acc
 DATE RANGE: 6/01/2015 THRU 6/30/2015

#2.

VENDOR I.D.	NAME	STATUS	CHECK DATE	AMOUNT	DISCOUNT	CHECK NO	CHECK STATUS	CHECK AMOUNT
001565	Georgia Development Partners, I-DP2015-CDSW#1 100 4200.522200.02	R	6/26/2015	9,639.00		019671		9,639.00
00159b	Pitney Bowes Global Financial I-9938656-JN15 100 1565.522300.00	R	6/26/2015	771.00		019672		771.00
001623	Unlimited Property Services, L I-171 100 6200.522200.06	R	6/26/2015	500.00		019673		
	I-175 100 6200.522200.06	R	6/26/2015	1,611.77		019673		
	I-176 100 6200.522200.06	R	6/26/2015	800.00		019673		2,911.77
001656	De Lage Landen I-46160428 100 3200.522300.00	R	6/26/2015	304.00		019674		304.00
001669	Georgia Municipal Association I-DUES 15-16 100 1511.523600.00	R	6/26/2015	12,798.16		019675		12,798.16
001673	Aerial Innovations of Ga., Inc I-46068 100 7000.521300.00	R	6/26/2015	94.50		019676		94.50
001689	Kacena Design, LLC I-#1 - DB House 350 6200.522200.00	R	6/26/2015	4,000.00		019677		4,000.00
001707	Pioneer Marketing Research Inc I-8650 100 1570.521200.00	R	6/26/2015	9,000.00		019678		9,000.00
001724	Testing Engineering & Consulti I-6585 350 6200.522200.00	R	6/26/2015	9,180.00		019679		9,180.00
001732	AT&T Mobility II LLC I-070155-0315 215 3800.523200.00	R	6/26/2015	7,170.60		019680		7,170.60

VENDOR #2: ET: 01 City of Dunwoody, GA
BANK: 03 Suntrust Disbursement Acc
DATE RANGE: 6/01/2015 THRU 6/30/2015

VENDOR I.D.	NAME	STATUS	CHECK DATE	AMOUNT	DISCOUNT	CHECK NO	CHECK STATUS	CHECK AMOUNT
001787	Optech RWM, LLC							
I-D0515	Optech RWM, LLC	R	6/26/2015			019681		
100 4200.522200.05	R&M - Right of Way Maint	Optech RWM, LLC		1,666.66				
100 6200.522200.06	R&M-Parks	Optech RWM, LLC		35,573.78				37,240.44
001801	Creative Impressions, LLC							
I-1790	Creative Impressions, LLC	R	6/26/2015			019682		
350 4200.521200.00	Professional Services	Creative Impressions		25,269.00				25,269.00
001803	Earthly Matters Contracting, I							
I-21502	Earthly Matters Contracting, I	R	6/26/2015			019683		
100 1565.522200.00	Repairs & Maintenance	Earthly Matters Cont		1,375.00				1,375.00
001805	Cartegraph Systems, Inc.							
I-41433	Cartegraph Systems, Inc.	R	6/26/2015			019684		
100 7000.521300.00	Technical Svcs	Cartegraph Systems,		32,400.00				32,400.00
001812	Earth Networks Incorporated db							
I-WBB0027916	Earth Networks Incorporated db	R	6/26/2015			019685		
100 6200.521300.00	Tech Services	Earth Networks Incor		2,400.00				2,400.00
001813	A Creative Experience, LLC							
I-1001713	A Creative Experience, LLC	R	6/26/2015			019686		
100 1512.523400.00	Printing & Binding	A Creative Experienc		1,620.00				1,620.00
001825	Randstad US LP							
I-R17916248	Randstad US LP	R	6/26/2015			019687		
100 7000.522200.00	Repairs & Maintenance	Randstad US LP		423.61				
I-R17946880	Randstad US LP	R	6/26/2015			019687		
100 7000.522200.00	Repairs & Maintenance	Randstad US LP		318.15				741.76
001829	Garland/DBS, Inc.							
I-2511027712	Garland/DBS, Inc.	R	6/26/2015			019688		
100 4100.522200.00	Repairs & Maintenance	Garland/DBS, Inc.		9,708.50				
100 6200.522200.06	R&M-Parks	Garland/DBS, Inc.		9,708.50				19,417.00
001831	CDI-Infrastructure, LLC dba L.							
I-530327	CDI-Infrastructure, LLC dba L.	R	6/26/2015			019689		
215 3800.523200.00	Communications	CDI-Infrastructure,		296.00				296.00
001855	Adapture Technology Group LLC							
I-ASPI10125	Adapture Technology Group LLC	R	6/26/2015			019690		
100 1535.531600.00	Small Equipment	Adapture Technology		6,835.00				6,835.00

VENDOR SET: 01 City of Dunwoody, GA
 BANK: 03 Suntrust Disbursement Acc
 DATE RANGE: 6/01/2015 THRU 6/30/2015

#2.

VENDOR I.D.	NAME	STATUS	CHECK DATE	AMOUNT	DISCOUNT	CHECK NO	CHECK STATUS	CHECK AMOUNT
001868	American Heritage Life Insuran							
I-19795/June 2015	American Heritage Life Insuran	R	6/26/2015			019691		
100 0000.121300.18	AFLAC Deductions Payable	American Heritage Li		1,848.56				1,848.56
001880	Autaco Development, LLC							
I-1230	Autaco Development, LLC	R	6/26/2015			019692		
350 4200.541400.00	Infrastructure	Autaco Development,		110,132.30				
I-1265	Autaco Development, LLC	R	6/26/2015			019692		
100 6200.522200.06	R&M-Parks	Autaco Development,		2,244.68				
I-1266	Autaco Development, LLC	R	6/26/2015			019692		
100 4200.522200.02	R&M - Street Maintenance	Autaco Development,		1,542.25				113,919.23
001883	Mission Critical Systems, Inc.							
I-15-10912	Mission Critical Systems, Inc.	R	6/26/2015			019693		
350 1535.542000.00	Machinery & Equipment	Mission Critical Sys		23,551.40				23,551.40
001889	Carr, Sigsbee & Associates, In							
I-10827.00 R	Carr, Sigsbee & Associates, In	R	6/26/2015			019694		
350 4200.541400.00	Infrastructure	Carr, Sigsbee & Asso		1,500.00				1,500.00
001892	The Gunlocke Company LLC							
I-115316	04796R1 -	R	6/26/2015			019695		
350 1565.541300.00	Buildings	04796R1		11,282.44				11,282.44
001905	Ideal Building Solutions, LLC							
I-233407	Ideal Building Solutions, LLC	R	6/26/2015			019696		
100 6200.522200.06	R&M-Parks	Ideal Building Solut		1,300.00				1,300.00
001906	Leadership Strategies							
I-14309901	Leadership Strategies	R	6/26/2015			019697		
100 1110.521200.00	Prof Svcs	Leadership Strategie		2,350.00				2,350.00
001907	LEEAG							
I-Dunwoody Explorers	LEEAG	R	6/26/2015			019698		
100 3200.531100.01	Supplies-Explorer Program	LEEAG		1,250.00				1,250.00
1	Liberty Home Mortgages							
I-2015 Bus Lic Refun	Liberty Home Mortgages:	R	6/26/2015			019699		
100 0000.316100.00	Business & Occupation Tax	Liberty Home Mortgag		259.63				259.63
1	Volkert, Inc							
I-2015 Bus Lic Tax	Volkert, Inc:	R	6/26/2015			019700		
100 0000.316100.00	Business & Occupation Tax	Volkert, Inc:		78.00				78.00

VEN#2 ET: 01 City of Dunwoody, GA
BANK. 03 Suntrust Disbursement Acc
DATE RANGE: 6/01/2015 THRU 6/30/2015

VENDOR I.D.	NAME	STATUS	CHECK DATE	AMOUNT	DISCOUNT	CHECK NO	CHECK STATUS	CHECK AMOUNT
1	Charles Copeland							
I-Alc Refund	Charles Copeland:	R	6/26/2015			019701		
100 0000.347900.00	Pavilion Rentals	Charles Copeland:		200.00				200.00
1	Home Cleaning Services of Ame							
I-BusLic Refund	Home Cleaning Services of Ame:	R	6/26/2015			019702		
100 0000.316100.00	Business & Occupation Tax	Home Cleaning Servic		179.41				179.41
1	GT Software							
I-Cancelled Rental	GT Software:	R	6/26/2015			019703		
100 0000.347900.00	Pavilion Rentals	GT Software:		400.00				400.00
1	Marsha Vacirca							
I-Damage Deposit Ref	Marsha Vacirca:	R	6/26/2015			019704		
100 0000.347900.00	Pavilion Rentals	Marsha Vacirca:		600.00				600.00
1	Georgia Perimeter College							
I-NC1001, NC 1100	Georgia Perimeter College:	R	6/26/2015			019705		
100 1570.523600.00	Dues & Fees	Georgia Perimeter Co		140.00				140.00
1	Law Enforcement Training Asso							
I-Robert Barrett	Law Enforcement Training Asso:	R	6/26/2015			019706		
100 3200.523700.00	Education & Training	Law Enforcement Trai		200.00				200.00
1	John Olds							
I-Sod Work Refund	John Olds:	R	6/26/2015			019707		
350 4200.541400.00	Infrastructure	John Olds:		2,150.00				2,150.00
1	Dunwoody Nature Center							
I-Tap Into GA Refund	Dunwoody Nature Center:	R	6/26/2015			019708		
100 0000.127103.00	Special Event Sign Dep Payable	Dunwoody Nature Cent		100.00				100.00
1	Shawn Fobas							
I-Yard Work Refund	Shawn Fobas:	R	6/26/2015			019709		
350 4200.541400.00	Infrastructure	Shawn Fobas:		282.00				282.00

* * T O T A L S * *	NO	INVOICE AMOUNT	DISCOUNTS	CHECK AMOUNT
REGULAR CHECKS:	150	1,212,370.15	0.00	1,212,370.15
HAND CHECKS:	0	0.00	0.00	0.00
DRAFTS:	15	360,272.38	0.00	360,272.38
EFT:	0	0.00	0.00	0.00
NON CHECKS:	0	0.00	0.00	0.00
VOID CHECKS:	0	VOID DEBITS 0.00		
		VOID CREDITS 0.00	0.00	0.00

TOTAL ERRORS: 0

VENDOR SET: 01 City of Dunwoody, GA
 BANK: 03 Suntrust Disbursement Acc
 DATE RANGE: 6/01/2015 THRU 6/30/2015

#2.

** G/L ACCOUNT TOTALS **

G/L ACCOUNT	NAME	AMOUNT
100 0000.121101.00	Accrued Expense	150.00
100 0000.121300.12	EE-Vision Payable	465.11
100 0000.121300.15	POAB Deduction Payable	640.00
100 0000.121300.16	Flex Spending Ded Payable	4,600.08
100 0000.121300.18	AFLAC Deductions Payable	1,848.56
100 0000.122500.03	Deferred Rev-Conference	4,455.62
100 0000.123310.00	Abated Rent	5,937.55
100 0000.127103.00	Special Event Sign Dep Payable	350.00
100 0000.316100.00	Business & Occupation Tax	1,839.86
100 0000.347900.00	Pavilion Rentals	1,600.00
100 0000.381100.00	Rental Commissions	368.67
100 1110.512100.00	Group Insurance	4,440.53
100 1110.521200.00	Prof Svcs	2,350.00
100 1110.523200.00	Communications	98.98
100 1320.512100.00	Group Insurance	3,121.90
100 1320.523200.00	Communications	136.74
100 1330.512100.00	Group Insurance	1,324.87
100 1330.521200.00	Prof Svcs	550.00
100 1330.523200.00	Communications	90.74
100 1511.512100.00	Group Insurance	1,985.51
100 1511.521300.00	Technical Services	50.00
100 1511.523200.00	Communications	97.02
100 1511.523600.00	Dues & Fees	12,798.16
100 1512.521200.00	Professional Services	5,076.92
100 1512.523400.00	Printing & Binding	1,620.00
100 1516.521300.00	Technical Services	25.00
100 1516.523200.00	Communications	67.16
100 1530.521200.01	Prof Svcs-Legal	12,500.00
100 1530.521200.02	Prof Svcs-Litigation	3,869.20
100 1535.521100.01	Official/Admin Svcs	38,173.50
100 1535.523200.00	Communications	255.39
100 1535.531600.00	Small Equipment	6,835.00
100 1540.512900.00	Other Employment Benefits	1,223.27
100 1540.521300.00	Technical Services	99.50
100 1565.522200.00	Repairs & Maintenance	1,994.00
100 1565.522300.00	Rentals	1,504.00
100 1565.531230.00	Electricity	1,653.89
100 1570.521100.01	Official/Admin Svcs	25,662.75
100 1570.521200.00	Professional Services	9,000.00
100 1570.523300.00	Advertising	400.00
100 1570.523400.00	Printing and Binding	360.00
100 1570.523600.00	Dues & Fees	140.00
100 2650.512100.00	Group Insurance	1,926.82
100 2650.521200.00	Prof Svcs	4,500.00
100 2650.521200.03	Prof Svcs-Court Solicitor	6,167.50
100 2650.521200.04	Prof Svcs-Public Defender	1,290.00

VENI #2. ET: 01 City of Dunwoody, GA
 BANK. 03 Suntrust Disbursement Acc
 DATE RANGE: 6/01/2015 THRU 6/30/2015

** G/L ACCOUNT TOTALS **

G/L ACCOUNT	NAME	AMOUNT
100 2650.521300.00	Technical Svcs	1,298.40
100 2650.523200.00	Communications	60.72
100 3200.512100.00	Group Insurance	76,372.66
100 3200.521200.00	Prof Svcs	350.00
100 3200.521300.00	Technical Svcs	181.70
100 3200.522200.00	Repairs & Maintenance	5,003.00
100 3200.522200.01	Repairs & Maintenance-Software	3,000.00
100 3200.522200.02	Repairs & Maintenance-Vehicle	6,422.00
100 3200.522300.00	Rentals	304.00
100 3200.523200.00	Communications	6,064.76
100 3200.523600.00	Dues & Fees	270.00
100 3200.523700.00	Education & Training	485.00
100 3200.531100.00	Supplies-General	32.00
100 3200.531100.01	Supplies-Explorer Program	2,030.91
100 3200.531270.00	Gasoline	29,444.41
100 3200.531600.00	Small Equipment	273.66
100 4100.512100.00	Group Insurance	1,959.27
100 4100.521100.01	Official/Admin Svcs	18,750.00
100 4100.521300.00	Technical Services	10,000.00
100 4100.522200.00	Repairs & Maintenance	9,708.50
100 4100.523200.00	Communications	98.73
100 4100.531230.00	Electricity	37,585.33
100 4200.522200.02	R&M - Street Maintenance	17,367.49
100 4200.522200.03	R&M - Traffic Signals	29,778.14
100 4200.522200.05	R&M - Right of Way Maint	1,666.66
100 4200.531100.00	Supplies	7,411.15
100 6200.521100.01	Official/Admin Svcs	16,900.00
100 6200.521300.00	Tech Services	2,400.00
100 6200.522200.06	R&M-Parks	92,464.68
100 6200.523200.00	Communications	38.01
100 6200.531100.00	Supplies	290.21
100 6200.531230.00	Utilities	9,316.55
100 7000.521100.01	Official/Admin Svcs	132,250.00
100 7000.521200.00	Prof Svcs	19,637.00
100 7000.521300.00	Technical Svcs	34,989.00
100 7000.522200.00	Repairs & Maintenance	1,949.36
100 7000.523700.00	Education & Training	10.00
100 7500.521200.00	Professional Services	2,500.00
100 7500.523300.00	Advertising	11,670.00
100 7500.523500.00	Travel	3.00
100 7500.523600.00	Dues & Fees	1,737.00
100 7500.531300.00	Food	502.97
	*** FUND TOTAL ***	766,220.07
211 3200.542000.00	Machinery & Equipment	15,071.58
	*** FUND TOTAL ***	15,071.58

VENDOR SET: 01 City of Dunwoody, GA
 BANK: 03 Suntrust Disbursement Acc
 DATE RANGE: 6/01/2015 THRU 6/30/2015

#2.

** G/L ACCOUNT TOTALS **

G/L ACCOUNT	NAME	AMOUNT
212 0000.351320.00	Cash Confiscation	2,445.60
	*** FUND TOTAL ***	2,445.60
215 3800.523200.00	Communications	77,581.70
215 3800.571000.00	Intergovernmental-E911	93,750.00
	*** FUND TOTAL ***	171,331.70
250 4002.522200.12	Repairs & Maintenance - PTOP	19,600.98
250 4002.541400.14	TAP-Infrastructure	30,112.88
	*** FUND TOTAL ***	49,713.86
350 1535.542000.00	Machinery & Equipment	23,551.40
350 1565.541300.00	Buildings	11,282.44
350 3200.542000.00	Machinery & Equipment	77,330.00
350 4100.521200.00	Professional Service	1,116.00
350 4200.521200.00	Professional Services	26,519.00
350 4200.522200.00	Repairs & Maintenance	18,254.60
350 4200.541400.00	Infrastructure	289,458.34
350 6200.521200.00	Professional Services	2,790.00
350 6200.522200.00	Repairs & Maintenance	16,751.20
350 6200.541200.00	Site improvements	75,931.72
	*** FUND TOTAL ***	542,984.70
560 4320.521100.01	Official/Admin Svcs	8,333.17
560 4320.521200.09	Prof Svcs-Stormwater	5,356.80
560 4320.522200.00	Repairs & Maintenance	7,615.95
560 4320.522200.05	Rep & Maint-Riprap Program	815.99
560 4320.531100.00	Supplies	2,753.11
	*** FUND TOTAL ***	24,875.02

VENDOR SET: 01	BANK: 03	TOTALS:	NO	INVOICE AMOUNT	DISCOUNTS	CHECK AMOUNT
			165	1,572,642.53	0.00	1,572,642.53
BANK: 03	TOTALS:		165	1,572,642.53	0.00	1,572,642.53

VENDOR #2: ET: 01 City of Dunwoody, GA
BANK: 05 Suntrust Municipal Court
DATE RANGE: 6/01/2015 THRU 6/30/2015

VENDOR I.D.	NAME	STATUS	CHECK DATE	AMOUNT	DISCOUNT	CHECK NO	CHECK STATUS	CHECK AMOUNT
000115	DeKalb County Jail							
I-April 2015	DeKalb County Jail	R	6/12/2015			203230		
745 0000.121800.00	Due to State Agencies	DeKalb County Jail		25.00				25.00
000116	DeKalb County Finance Dept.							
I-April 2015	DeKalb County Finance Dept.	R	6/12/2015			203231		
745 0000.121800.00	Due to State Agencies	DeKalb County Financ		6,222.73				6,222.73
000118	Peace Officers'							
I-April 2015 (2)	Peace Officers'	R	6/12/2015			203232		
745 0000.121800.00	Due to State Agencies	Peace Officers'		6,579.46				6,579.46
000146	GSCCCA							
I-April 2015	GSCCCA	R	6/12/2015			203233		
745 0000.121800.00	Due to State Agencies	GSCCCA		27,886.08				27,886.08
000278	DeKalb State Court							
I-D00030878-81	DeKalb State Court	R	6/12/2015			203234		
745 0000.121500.01	Jail Bonds Payable	DeKalb State Court		2,940.00				2,940.00
000278	DeKalb State Court							
I-D00042598-42604	DeKalb State Court	R	6/12/2015			203235		
745 0000.121500.01	Jail Bonds Payable	DeKalb State Court		3,198.00				3,198.00
000278	DeKalb State Court							
I-D00043869	DeKalb State Court	R	6/12/2015			203236		
745 0000.121500.01	Jail Bonds Payable	DeKalb State Court		400.00				400.00
001062	DeKalb Co Drug Abuse Treatment							
I-April 2015	DeKalb Co Drug Abuse Treatment	R	6/12/2015			203237		
745 0000.121800.00	Due to State Agencies	DeKalb Co Drug Abuse		1,897.69				1,897.69
1	MCEACHIN, TYESHA S							
I-000201506052864	MCEACHIN, TYESHA S:	R	6/12/2015			203238		
745 0000.121500.01	Jail Bonds Payable	Bond Refund:D0004353		400.00				400.00
1	SMITH, TIFFANY BONNELL							
I-000201506052865	SMITH, TIFFANY BONNELL:	R	6/12/2015			203239		
745 0000.121500.01	Jail Bonds Payable	Bond Refund:D0004135		350.00				350.00
1	KOMISSOVSKAYA, ELENA							
I-000201506052866	KOMISSOVSKAYA, ELENA:	R	6/12/2015			203240		
745 0000.121500.01	Jail Bonds Payable	Bond Refund:D0004170		528.00				528.00

VENDOR SET: 01 City of Dunwoody, GA
 BANK: 05 Suntrust Municipal Court
 DATE RANGE: 6/01/2015 THRU 6/30/2015

#2.

VENDOR I.D.	NAME	STATUS	CHECK DATE	AMOUNT	DISCOUNT	CHECK NO	CHECK STATUS	CHECK AMOUNT
1	HANEHIS, SAMUEL							
I-000201506052867	HANEHIS, SAMUEL:	R	6/12/2015			203241		
745 0000.121500.01	Jail Bonds Payable	Bond Refund:D0004246		350.00				350.00
1	SIEGEL, ALLEN DAVID							
I-000201506052868	SIEGEL, ALLEN DAVID:	R	6/12/2015			203242		
745 0000.121500.01	Jail Bonds Payable	Bond Refund:D0004292		350.00				350.00
1	MUSUNGWA, TAKURA							
I-000201506052869	MUSUNGWA, TAKURA:	R	6/12/2015			203243		
745 0000.121500.01	Jail Bonds Payable	Bond Refund:D0004396		330.00				330.00
1	ROBERTSON, MARK ADAM							
I-000201506052870	ROBERTSON, MARK ADAM:	R	6/12/2015			203244		
745 0000.121500.01	Jail Bonds Payable	Bond Refund:D0004406		350.00				350.00
1	CHARLERY, JENNEL ANNMARIA							
I-000201506052871	CHARLERY, JENNEL ANNMARIA:	R	6/12/2015			203245		
745 0000.121500.01	Jail Bonds Payable	Bond Refund:D0004409		350.00				350.00
1	Watson, Michael Shaquan							
I-Watson, Michael	Watson, Michael Shaquan:	R	6/12/2015			203246		
745 0000.121500.01	Jail Bonds Payable	Watson, Michael Shaq		1,258.00				1,258.00
000278	DeKalb State Court							
I-23172-23173	DeKalb State Court	R	6/26/2015			203247		
745 0000.121500.01	Jail Bonds Payable	DeKalb State Court		1,128.00				1,128.00
000278	DeKalb State Court							
I-23174	DeKalb State Court	R	6/26/2015			203248		
745 0000.121500.01	Jail Bonds Payable	DeKalb State Court		350.00				350.00
000278	DeKalb State Court							
I-D000041491-92	DeKalb State Court	R	6/26/2015			203249		
745 0000.121500.01	Jail Bonds Payable	DeKalb State Court		1,050.00				1,050.00
000278	DeKalb State Court							
I-D00042880	DeKalb State Court	R	6/26/2015			203250		
745 0000.121500.01	Jail Bonds Payable	DeKalb State Court		400.00				400.00
1	OBRIEN, CLAIRE M							
I-000201506192874	OBRIEN, CLAIRE M:	R	6/26/2015			203251		
745 0000.121500.01	Jail Bonds Payable	Bond Refund:D0004256		350.00				350.00

VEN#2 ET: 01 City of Dunwoody, GA
BANK. 05 Suntrust Municipal Court
DATE RANGE: 6/01/2015 THRU 6/30/2015

VENDOR I.D.	NAME	STATUS	CHECK DATE	AMOUNT	DISCOUNT	CHECK NO	CHECK STATUS	CHECK AMOUNT
1	OLIVARES, FERNANDO BOITES							
I-000201506192875	OLIVARES, FERNANDO BOITES:	R	6/26/2015			203252		
745 0000.121500.01	Jail Bonds Payable		Bond Refund:D0004266	980.00				980.00
1	COTA, EDMUNDO T							
I-000201506192876	COTA, EDMUNDO T:	R	6/26/2015			203253		
745 0000.121500.01	Jail Bonds Payable		Bond Refund:F43064	200.00				200.00
1	SMITH, TEKLA DELICIA							
I-000201506192877	SMITH, TEKLA DELICIA:	R	6/26/2015			203254		
745 0000.121500.01	Jail Bonds Payable		Bond Refund:D0004308	350.00				350.00
1	GULLEDGE, RACHAEL L							
I-000201506192878	GULLEDGE, RACHAEL L:	R	6/26/2015			203255		
745 0000.121500.01	Jail Bonds Payable		Bond Refund:D0004323	185.00				185.00
1	GOMEZ, SUZANNE H							
I-000201506192879	GOMEZ, SUZANNE H:	R	6/26/2015			203256		
745 0000.121500.01	Jail Bonds Payable		Bond Refund:D0004354	350.00				350.00
1	HENNING, MARK A							
I-000201506192880	HENNING, MARK A:	R	6/26/2015			203257		
745 0000.121500.01	Jail Bonds Payable		Bond Refund:D0004363	365.00				365.00
1	FINCH, JOHN H III							
I-000201506192881	FINCH, JOHN H III:	R	6/26/2015			203258		
745 0000.121500.01	Jail Bonds Payable		Bond Refund:D0004369	350.00				350.00
1	ALFORD, TENILLE NICOLE							
I-000201506192882	ALFORD, TENILLE NICOLE:	R	6/26/2015			203259		
745 0000.121500.01	Jail Bonds Payable		Bond Refund:D0004380	350.00				
745 0000.121500.01	Jail Bonds Payable		Bond Refund:D0004380	350.00				700.00
1	TORRES MARTINEZ, OLIVIA							
I-000201506192883	TORRES MARTINEZ, OLIVIA:	R	6/26/2015			203260		
745 0000.121500.01	Jail Bonds Payable		Bond Refund:D0004400	230.00				230.00
1	ISLAM, FARHADUL							
I-000201506192884	ISLAM, FARHADUL:	R	6/26/2015			203261		
745 0000.121500.01	Jail Bonds Payable		Bond Refund:D0004402	350.00				350.00
1	MESHKIAN, SHERVIN							
I-000201506192885	MESHKIAN, SHERVIN:	R	6/26/2015			203262		
745 0000.121500.01	Jail Bonds Payable		Bond Refund:D0004406	350.00				350.00

VENDOR SET: 01 City of Dunwoody, GA
 BANK: 05 Suntrust Municipal Court
 DATE RANGE: 6/01/2015 THRU 6/30/2015

#2.

VENDOR I.D.	NAME	STATUS	CHECK DATE	AMOUNT	DISCOUNT	CHECK NO	CHECK STATUS	CHECK AMOUNT
1	VARGAS CARRILLO, RENE							
I-000201506192886	VARGAS CARRILLO, RENE:	R	6/26/2015			203263		
745 0000.121500.01	Jail Bonds Payable			Bond Refund:D0004408	350.00			
745 0000.121500.01	Jail Bonds Payable			Bond Refund:D0004408	730.00			1,080.00
1	STROUD, CHRISTOPHER							
I-000201506192887	STROUD, CHRISTOPHER:	R	6/26/2015			203264		
745 0000.121500.01	Jail Bonds Payable			Bond Refund:D0004419	178.00			
745 0000.121500.01	Jail Bonds Payable			Bond Refund:D0004419	730.00			908.00
1	CHAVEZ-HERNANDEZ, MARTIN							
I-000201506192888	CHAVEZ-HERNANDEZ, MARTIN:	R	6/26/2015			203265		
745 0000.121500.01	Jail Bonds Payable			Bond Refund:D0004418	75.00			
745 0000.121500.01	Jail Bonds Payable			Bond Refund:D0004418	805.00			880.00
1	ASHBY, WINIFRED ELIZABETH							
I-000201506192889	ASHBY, WINIFRED ELIZABETH:	R	6/26/2015			203266		
745 0000.121500.01	Jail Bonds Payable			Bond Refund:D0004435	400.00			400.00
1	UMANA, ROGER HUMBERTO							
I-000201506192890	UMANA, ROGER HUMBERTO:	R	6/26/2015			203267		
745 0000.121500.01	Jail Bonds Payable			Bond Refund:D0004438	15.00			15.00
1	ROBERTSON, GREGORY C							
I-000201506192891	ROBERTSON, GREGORY C:	R	6/26/2015			203268		
745 0000.121500.01	Jail Bonds Payable			Bond Refund:D0004456	350.00			350.00
1	MARTINEZ ALVARADO, JORGE L							
I-000201506192892	MARTINEZ ALVARADO, JORGE L:	R	6/26/2015			203269		
745 0000.121500.01	Jail Bonds Payable			Bond Refund:D0004288	400.00			
745 0000.121500.01	Jail Bonds Payable			Bond Refund:D0004288	400.00CR			
745 0000.121500.01	Jail Bonds Payable			Bond Refund:D0004461	750.00			
745 0000.121500.01	Jail Bonds Payable			Bond Refund:D0004461	200.00			
745 0000.121500.01	Jail Bonds Payable			Bond Refund:D0004461	339.50			1,289.50
1	JOHNSON, FRANCES DELORIS							
I-000201506192893	JOHNSON, FRANCES DELORIS:	R	6/26/2015			203270		
745 0000.121500.01	Jail Bonds Payable			Bond Refund:F42334	75.00			75.00
1	RAJARAM, SHYAM SUNDAR							
I-000201506192894	RAJARAM, SHYAM SUNDAR:	R	6/26/2015			203271		
745 0000.121500.01	Jail Bonds Payable			Bond Refund:D0004463	730.00			
745 0000.121500.01	Jail Bonds Payable			Bond Refund:D0004463	150.00			880.00

VENDOR #2: 01 City of Dunwoody, GA
BANK: 05 Suntrust Municipal Court
DATE RANGE: 6/01/2015 THRU 6/30/2015

VENDOR I.D.	NAME	STATUS	CHECK DATE	AMOUNT	DISCOUNT	CHECK NO	CHECK STATUS	CHECK AMOUNT
1	PRADHAN, SHREE R							
I-000201506192895	PRADHAN, SHREE R:	R	6/26/2015			203272		
745 0000.121500.01	Jail Bonds Payable		Bond Refund:D0004463	500.00				500.00
1	CHEATHAN, CHERYL							
I-000201506192896	CHEATHAN, CHERYL:	R	6/26/2015			203273		
745 0000.121500.01	Jail Bonds Payable		Bond Refund:D0004224	350.00				350.00

* * T O T A L S * *	NO	INVOICE AMOUNT	DISCOUNTS	CHECK AMOUNT
REGULAR CHECKS:	44	67,830.46	0.00	67,830.46
HAND CHECKS:	0	0.00	0.00	0.00
DRAFTS:	0	0.00	0.00	0.00
EFT:	0	0.00	0.00	0.00
NON CHECKS:	0	0.00	0.00	0.00
VOID CHECKS:	0	VOID DEBITS 0.00		
		VOID CREDITS 0.00	0.00	0.00

TOTAL ERRORS: 0

** G/L ACCOUNT TOTALS **

G/L ACCOUNT	NAME	AMOUNT
745 0000.121500.01	Jail Bonds Payable	25,219.50
745 0000.121800.00	Due to State Agencies	42,610.96
	*** FUND TOTAL ***	67,830.46

VENDOR SET: 01 BANK: 05	TOTALS:	NO	INVOICE AMOUNT	DISCOUNTS	CHECK AMOUNT
		44	67,830.46	0.00	67,830.46
BANK: 05	TOTALS:	44	67,830.46	0.00	67,830.46

VENDOR SET: 01 City of Dunwoody, GA
BANK: 06 PNC Municipal Court Cash
DATE RANGE: 6/01/2015 THRU 6/30/2015

#2.

VENDOR I.D.	NAME	STATUS	CHECK DATE	AMOUNT	DISCOUNT	CHECK NO	CHECK STATUS	CHECK AMOUNT
001168	City of Dunwoody							
I-May 2015	City of Dunwoody	R	6/12/2015			000026		
745 0000.121900.01	Due to Other Funds-100 (SYS)	City of Dunwoody		23,411.42				23,411.42

* * T O T A L S * *	NO	INVOICE AMOUNT	DISCOUNTS	CHECK AMOUNT
REGULAR CHECKS:	1	23,411.42	0.00	23,411.42
HAND CHECKS:	0	0.00	0.00	0.00
DRAFTS:	0	0.00	0.00	0.00
EFT:	0	0.00	0.00	0.00
NON CHECKS:	0	0.00	0.00	0.00
VOID CHECKS:	0	VOID DEBITS 0.00		
		VOID CREDITS 0.00	0.00	0.00

TOTAL ERRORS: 0

** G/L ACCOUNT TOTALS **

G/L ACCOUNT	NAME	AMOUNT
745 0000.121900.01	Due to Other Funds-100 (SYS)	23,411.42
	*** FUND TOTAL ***	23,411.42

VENDOR SET: 01	BANK: 06	TOTALS:	NO	INVOICE AMOUNT	DISCOUNTS	CHECK AMOUNT
			1	23,411.42	0.00	23,411.42
BANK: 06	TOTALS:		1	23,411.42	0.00	23,411.42
REPORT TOTALS:			214	1,647,879.51	0.00	1,691,604.38

#2.

SELECTION CRITERIA

VENDOR SET: 01-City of Dunwoody
 VENDOR: ALL
 BANK CODES: All
 FUNDS: All

CHECK SELECTION

CHECK RANGE: 000000 THRU 999999
 DATE RANGE: 6/01/2015 THRU 6/30/2015
 CHECK AMOUNT RANGE: 0.00 THRU 999,999,999.99
 INCLUDE ALL VOIDS: YES

PRINT OPTIONS

SEQUENCE: CHECK NUMBER

PRINT TRANSACTIONS: YES
 PRINT G/L: YES
 UNPOSTED ONLY: NO
 EXCLUDE UNPOSTED: YES
 MANUAL ONLY: NO
 STUB COMMENTS: NO
 REPORT FOOTER: NO
 CHECK STATUS: NO
 PRINT STATUS: * - All
