

MEMORANDUM

To: Mayor and City Council

From: Chris Pike

Date: November 09, 2015

Subject: **YTD Financial Report for September 2015**


Following are the financial highlights for through September 30, 2015. Overall revenues are above budget led by building permits with the State Farm project. Hotel taxes are also strong this year with revenue coming in at a record high for July. On the negative side, occupation taxes (aka business licenses) continue to remain off last year's pace and will likely finish the year there. Also, with the tax digest in hand, I do not anticipate receiving the 5% increase budgeted for this line item. The digest rose just slightly. The negative year-to-date revenue also reflects the homestead freeze tax refunds. The difference from last year is large but is a timing issue only. Court revenues are 84% of year-to-date budget; gaining some from last month. E911 revenues are behind last year but most of that is a timing issue only. HOST is exceeding the budget.

Expenses are as expected. The budget overage in Community Development is due entirely to the increased building permit revenues. Also, showing is \$3.5 million of the DeKalb settlement that was earmarked for capital park projects. Those funds were transferred to the Capital Projects Fund; causing the budget overage in the General Fund. Later this month, a budget amendment will be presented to capture these items as well as other adjustments that are needed for the current year. The October report will reflect the budget amendment that was adopted last month.

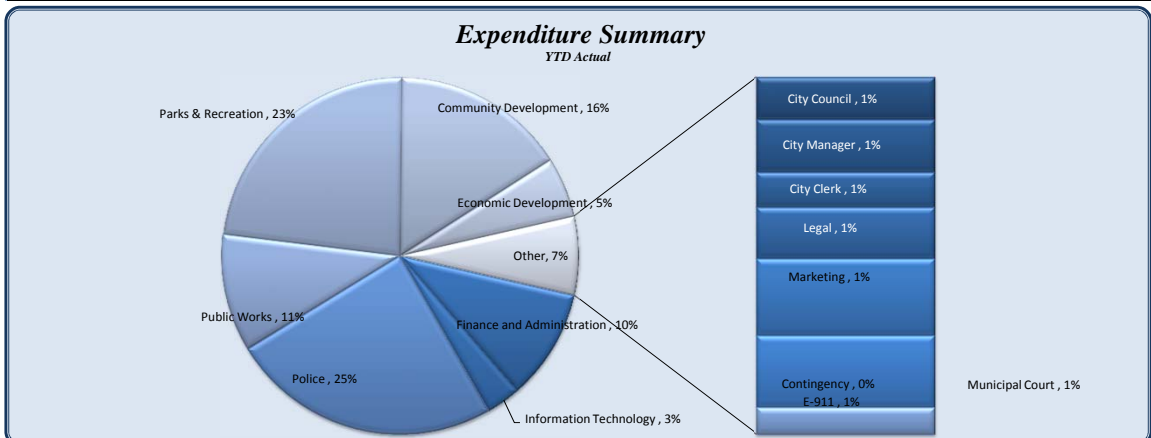
As Finance Director, I have reviewed this report. I am not aware of any material untrue statements or material omission; nor do I consider anything misleading. The financial statements and related information fairly present the financial condition and the results in all material respects. Management is responsible for internal controls and periodically evaluates these internal controls. No deficiencies in internal controls were discovered.

City of Dunwoody
YTD Statement of Revenues and
Expenses Through September 30, 2015

<i>Revenues & Resources</i>	Total Annual Budget	YTD Budget	YTD Actual	YTD Variance		Prior YTD Actual	Flux (Diff from Prior Year)
				(\$ '000)	(% of YTD Budget)		
Taxes	17,635,000	8,171,250	7,903,705	(268)	97%	9,324,138	(1,420,433)
Licenses & Permits	1,440,000	761,250	3,289,344	2,528	432%	1,047,569	2,241,775
Intergovernmental Revenues	-	-	4,000,000	4,000		3,000	3,997,000
Other Charges for Services	408,000	219,250	267,891	49	122%	308,931	(41,040)
Fines & Forfeitures	1,500,000	1,117,500	941,597	(176)	84%	1,105,546	(163,948)
Investment Income	20,000	15,000	2,622	(12)	17%	3,465	(843)
Contributions & Donations from Private Sources	5,000	250	23,619	23	9448%	20,446	3,173
Miscellaneous Revenue	213,000	159,750	411,569	252	258%	212,089	199,481
Other Financing Sources	1,150,000	650,000	1,046,578	397	161%	650,000	396,578
Use of Prior Year Reserves	1,070,099	1,070,099	1,220,099	150	114%	-	1,220,099
Total Revenues & Resources	23,441,099	12,164,349	19,107,026	6,943	157%	12,675,183	6,431,842



<i>Expenditures</i>	Total Annual Budget	YTD Budget	YTD Actual	Variance		Prior YTD Actual	Flux (Diff from Prior Year)
				(\$ '000)	(% of YTD Budget)		
City Council	237,316	188,420	175,021	(13)	93%	168,075	(6,946)
City Manager	367,566	274,702	215,550	(9)	78%	203,964	(11,586)
City Clerk	240,778	185,466	145,169	(4)	78%	118,784	(26,386)
Legal	385,000	303,750	210,927	(9)	69%	227,715	16,787
Finance and Administration	2,939,336	2,244,286	2,081,596	(16)	93%	1,963,132	(118,464)
Information Technology	858,073	652,180	642,292	(9)	98%	571,474	(70,818)
Marketing	490,294	367,721	316,429	(1)	86%	332,583	16,154
Municipal Court	604,022	456,520	295,721	(1)	65%	333,249	37,529
Police	7,398,866	5,624,632	5,091,027	(5)	91%	4,395,224	(695,803)
E-911	73,300	69,975	110,464	(4)	158%	-	(110,464)
Public Works	3,281,439	2,460,793	2,211,421	(2)	90%	4,581,630	2,370,209
Parks & Recreation	1,612,167	1,302,811	4,808,263	(3)	369%	1,835,886	(2,972,377)
Community Development	2,657,144	1,993,406	3,278,137	(1)	164%	1,598,908	(1,679,228)
Economic Development	1,448,968	1,087,155	1,135,392	(4)	104%	1,206,209	70,817
Contingency	400,000	300,000	-	(3)	0%	-	-
Total Expenditures	22,994,269	17,511,815	20,717,409	(3,206)	118%	17,536,833	(3,180,576)



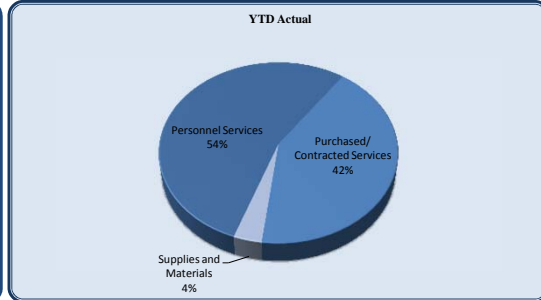
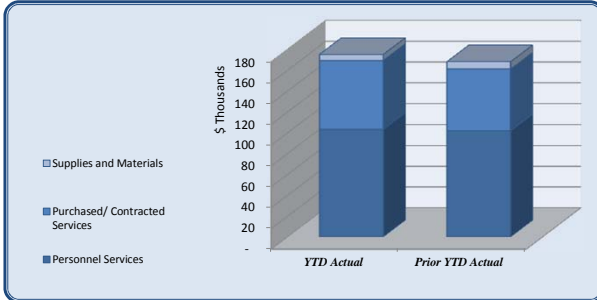
Total Revenues over/(under) Expenditures	446,830	(5,347,466)	(1,610,383)	3,737,083	(4,861,650)	3,251,266
-------------------------------------------------	----------------	--------------------	--------------------	------------------	--------------------	------------------

City of Dunwoody
YTD Statement of Revenues and
Expenses Through September 30, 2015

Revenues	Total Annual Budget	YTD Budget	YTD Actual	Variance (\$ '000)	(% of YTD Budget)	Prior YTD Actual	Flux (Diff from Prior Year)
Real Property Tax	5,700,000	2,400,000	2,117,778	(282)	88%	3,124,698	(1,006,920)
Personal Property Tax	400,000	150,000	153,224	3	102%	327,792	(174,569)
Motor Vehicle	560,000	420,000	396,796	(23)	94%	470,791	73,995
Intangibles (Reg & Recording)	60,000	45,000	121,700	77	270%	72,617	49,084
Franchise Fees	3,500,000	750,000	697,721	(52)	93%	907,670	(209,949)
Hotel/Motel Tax	1,380,000	1,035,000	1,192,362	157	115%	1,129,519	62,843
Alcoholic Beverage Excise Tax	650,000	487,500	460,500	(27)	94%	482,014	(21,514)
MVR Excise Tax	100,000	75,000	87,783	13	117%	86,515	1,268
Excise Tax on Energy	-	-	36,822	37	-	29,611	7,211
Business & Occupation Tax	2,750,000	2,680,000	2,516,634	(163)	94%	2,561,740	(45,106)
Insurance Premium Tax	2,400,000	-	-	-	-	-	-
Financial Institutions Tax	110,000	110,000	103,210	(7)	94%	113,441	(10,230)
Penalties & int on delinq tax	5,000	3,750	461	(3)	12%	6,201	(5,740)
Pen & Int on delinq taxes-Business	20,000	15,000	18,713	4	125%	11,527	7,185
Taxes	17,635,000	8,171,250	7,903,705	(268)	97%	9,324,138	(1,420,433)
Alcoholic Beverage Licenses	425,000	-	39,187	39	-	42,158	(2,971)
Other Licenses and Permits	-	-	13,660	14	-	2,965	10,695
Planning & Zoning Fees	15,000	11,250	17,632	6	157%	20,335	(2,703)
Bldg Structures & Equipment	1,000,000	750,000	3,060,818	2,311	408%	913,199	2,147,619
Soil Erosion	-	-	115,476	115	-	20,412	95,064
Plan Review-Fire	-	-	42,571	43	-	48,500	(5,929)
Licenses & Permits	1,440,000	761,250	3,289,344	2,528	432%	1,047,569	2,241,775
Local Government Grants	-	-	4,000,000	4,000	-	3,000	3,997,000
Intergovernmental Revenues	-	-	4,000,000	4,000	-	3,000	3,997,000
Sale of maps and publications	-	-	-	-	-	311	(311)
Special Police Services	10,000	7,497	12,540	5	167%	12,860	(320)
Fingerprinting Fee	5,000	3,753	4,935	1	131%	7,047	(2,112)
Public Safety-Other	36,000	27,000	73,391	46	272%	75,691	(2,300)
Special Assessments	20,000	10,000	8,828	(1)	88%	12,655	(3,828)
Streetlight Fees	327,000	163,500	134,696	(29)	82%	184,953	(50,257)
Recreation Program Fees	-	-	13,138	13	-	249	12,889
Pavilion Rentals	10,000	7,500	16,350	9	218%	15,075	1,275
NSF Fees	-	-	294	0	-	90	204
Other Charges for Services	408,000	219,250	267,891	49	122%	308,931	(41,040)
Municipal Court Fines & Forfeitures	1,500,000	1,117,500	941,597	(176)	84%	1,105,546	(163,948)
Fines & Forfeitures	1,500,000	1,117,500	941,597	(176)	84%	1,105,546	(163,948)
Interest Revenue	20,000	15,000	2,622	(12)	17%	3,465	(843)
Investment Income	20,000	15,000	2,622	(12)	17%	3,465	(843)
Contr & Don From Priv Sources	-	-	11,050	11	-	11,601	(551)
Explorer Donations	5,000	250	8,634	8	3454%	8,845	(211)
Donations	-	-	3,935	4	-	-	3,935
Contributions & Donations from Private Sources	5,000	250	23,619	23	9448%	20,446	3,173
Rents & Royalties	198,000	148,500	188,884	40	127%	176,844	(12,041)
Reimb for damaged property	-	-	2,696	3	-	34,173	(31,477)
Other Charges For Services	15,000	11,250	655	(11)	6%	322	333
Miscellaneous Revenue	-	-	219,335	219	-	750	218,585
Miscellaneous Revenue	213,000	159,750	411,569	252	258%	212,089	199,481
Proceeds from sale of property	1,150,000	650,000	1,045,490	395	161%	650,000	395,490
Other Financing Sources	1,150,000	650,000	1,046,578	397	161%	650,000	396,578
Use of Prior Year Reserves	1,070,099	1,070,099	1,220,099	150	114%	-	1,220,099
Total Revenues	23,441,099	12,164,349	19,107,026	6,943	157%	12,675,183	6,431,842

City of Dunwoody
YTD Statement of Revenues and
Expenses Through September 30, 2015

City Council	Total Annual Budget	YTD Budget	YTD Actual	Variance (\$ '000)	(% of YTD Budget)	Prior YTD Actual	Flux (Diff from Prior Year)
Personnel Services	142,966	107,225	103,229	4	96%	101,885	(1,344)
Purchased/ Contracted Services	80,850	70,971	66,173	5	93%	59,257	(6,916)
Supplies and Materials	13,500	10,225	5,618	5	55%	6,933	1,315
Total City Council	237,316	188,420	175,021	13	93%	168,075	(6,946)



City Council	Total Annual Budget	YTD Budget	YTD Actual	Variance (\$ '000)	(% of YTD Budget)	Prior YTD Actual	Flux (Diff from Prior Year)
Regular Salaries	88,000	66,000	65,000	1	98%	66,066	1,066
Group Insurance	48,234	36,176	33,407	3	92%	31,123	(2,284)
Social Security	5,456	4,092	3,734	0	91%	3,807	73
Medicare	1,276	957	873	0	91%	890	17
Workers' Compensation	-	-	216	(0)	-	-	(216)
Personnel Services	142,966	107,225	103,229	4	96%	101,885	(1,344)
Professional Services	4,000	3,000	2,350	1	78%	1,868	(482)
Technical Services	3,500	2,625	-	3	0%	3,000	3,000
Property/Liability Insurance	40,000	40,000	52,422	(12)	131%	42,923	(9,499)
Communications	6,500	4,875	1,404	3	29%	1,290	(113)
Printing & Binding	3,900	2,925	935	2	32%	-	(935)
Travel	11,000	8,250	4,194	4	51%	4,760	566
Dues & Fees	4,000	3,000	1,878	1	63%	2,111	233
Education & Training	7,950	6,296	2,990	3	47%	3,305	315
Purchased/ Contracted Services	80,850	70,971	66,173	5	93%	59,257	(6,916)
Supplies	4,000	3,000	1,809	1	60%	3,159	1,350
Food	4,800	3,700	1,832	2	50%	1,951	119
Books & Periodicals	700	525	-	1	0%	220	220
Small Equipment	4,000	3,000	1,977	1	66%	1,604	(374)
Supplies and Materials	13,500	10,225	5,618	5	55%	6,933	1,315
Total City Council	237,316	188,420	175,021	13	93%	168,075	(6,946)

City of Dunwoody
YTD Statement of Revenues and
Expenses Through September 30, 2015

<i>City Council</i>	Davis	Shortal	Nall	Riticher	Deutsch	Thompson	Heneghan	Unallocated	Total
Regular Salaries	12,000	8,000	9,000	9,000	9,000	9,000	9,000		65,000
Group Insurance	5,459		13,846			14,102			33,407
Social Security	744	496	463	558	522	393	558		3,734
Medicare	174	116	108	131	122	92	131		873
Workers' Compensation	31	31	31	31	31	31	31		216
Personnel Services	18,408	8,643	23,448	9,719	9,675	23,617	9,719	-	103,229
Professional Services								2,350	2,350
Property/Liability Insurance								52,422	52,422
Communications	342						1,018	44	1,404
Printing & Binding	468	468							935
Travel	53	1,115	1,119	-	1,190		20	696	4,194
Dues & Fees	426		833				120	500	1,878
Education & Training		615	740	1,020	615				2,990
Purchased/ Contracted Services	1,289	2,198	2,692	1,020	1,805	-	1,158	56,012	66,173
Supplies	303	25	16	12	120	12	928	391	1,809
Food	385	131						1,316	1,832
Small Equipment	1,977								1,977
Supplies and Materials	2,666	156	16	12	120	12	928	1,707	5,618
Total City Council	22,362	10,997	26,156	10,752	11,600	23,630	11,806	57,719	175,021

Section 2.07 of the Dunwoody Code of Ordinances states, "The mayor shall be provided an annual expense allowance of \$5,000.00 and each councilmember shall be provided an annual expense allowance of \$3,000.00 for the reimbursement of expenses actually and necessarily incurred by the mayor and councilmembers in carrying out their duties as elected officials of the city."

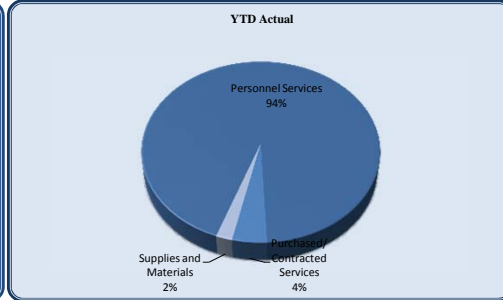
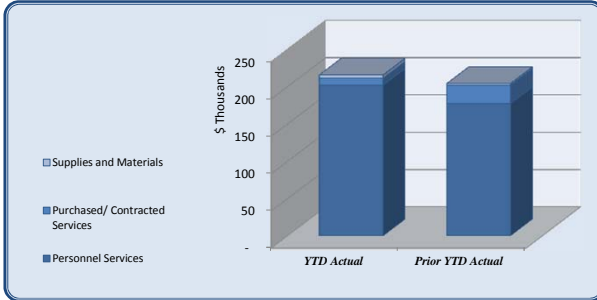
Please see the subsequent page for a breakdown of all non-payroll expenses; including those charged to each Councilmember's discretionary allowance.

Section 2.07 of the Dunwoody Code of Ordinances states, "The mayor shall be provided an annual expense allowance of \$5,000.00 and each councilmember shall be provided an annual expense allowance of \$3,000.00 for the reimbursement of expenses actually and necessarily incurred by the mayor and councilmembers in carrying out their duties as elected officials of the city." The expenses highlighted below are those credited to that allowance and totaled separately. Expenses not highlighted are other expenses attributable to the City Council Department budget.

Project	Council Member	Date	Vendor	Description	Account	Non-Allowance	Charter Allowance	Total	
DS	Denny Shortal	01/31/2015	Dillard's 364 Southpar	Ipod Stand	Supplies	25.38			
		03/31/2015	Georgia Municipal Ecom	GMA Conference	Training	615.00			
		04/30/2015	Alphagraphics	Business Cards	Printing	467.71			
		06/30/2015	Westin	GMA Conference	Travel	981.04			
		07/31/2015	Denny Shortal (reimbursement)	GMA Conference-mileage	Travel	379.68			
		07/31/2015	Denny Shortal (reimbursement)	GMA Conference-meals	Food	130.77			
		07/31/2015	Westin	GMA Conference-refund	Travel	(245.26)			
							2,354.32		2,354.32
DT	Doug Thompson	01/31/2015	Dillard's 230 St Johns	Ipod Stand	Supplies	12.28			
								12.28	
JH	John Heneghan	01/13/2015	Verizon Wireless	Wireless voice and/or Data	Communications		60.94		
		01/31/2015	Dillard's 167 Westgate	Ipod Stand	Supplies	15.90			
		02/28/2015	Verizon Wireless	Wireless voice and/or Data	Communications		60.94		
		03/13/2015	Verizon Wireless	Wireless voice and/or Data	Communications		60.69		
		04/13/2015	Verizon Wireless	Wireless voice and/or Data	Communications		64.97		
		05/13/2015	Verizon Wireless	Wireless voice and/or Data	Communications		60.97		
		05/31/2015	Office Max	Flash drive for Joe Hirsch	Supplies		23.42		
		06/13/2015	Verizon Wireless	Wireless voice and/or Data	Communications		60.72		
		07/13/2015	Verizon Wireless	Wireless voice and/or Data	Communications		66.69		
		08/13/2015	Verizon Wireless	Wireless voice and/or Data	Communications		60.94		
		08/31/2015	Home Depot	Paint supplies	Supplies		232.56		
		09/13/2015	Verizon Wireless	Wireless voice and/or Data	Communications		66.02		
		09/25/2015	John Heneghan (reimbursement)	Wireless router	Supplies		320.99		
		09/25/2015	John Heneghan (reimbursement)	Computer battery	Supplies		107.99		
		09/25/2015	John Heneghan (reimbursement)	Internet (8 months)	Communications		455.00		
		09/25/2015	John Heneghan (reimbursement)	Travel to and from capital	Travel		20.00		
		09/25/2015	John Heneghan (reimbursement)	Drycleaning	Supplies		58.00		
		09/25/2015	John Heneghan (reimbursement)	Paper and ink	Supplies		136.94		
		09/25/2015	John Heneghan (reimbursement)	Computer hard drive	Supplies		233.19		
09/25/2015	John Heneghan (reimbursement)	Hand free phone device	Supplies		31.97				
09/25/2015	John Heneghan (reimbursement)	Association and Mayor speech	Dues		120.00				
					15.90	2,302.94	2,318.84		
JR	Jim Riischer	01/31/2015	Dillard's 230 St Johns	Ipod Stand	Supplies	12.28			
		01/31/2015	Georgia Municipal	GMA Mayor's Day Conference	Training	405.00			
		03/31/2015	Georgia Municipal Ecom	GMA Conference	Training	615.00			
		06/30/2015	Westin	GMA Conference	Travel	490.52			
		07/31/2015	Westin	GMA Conference-refund	Travel	(490.52)			
							1,032.28		1,032.28
LD	Lynn Deutsch	01/31/2015	Dillard's 301 St Louis	Ipod Stand	Supplies	20.30			
		01/31/2015	CDW Government	New Laptop Battery	Supplies	99.84			
		03/31/2015	Georgia Municipal Ecom	GMA Conference	Training	615.00			
		06/30/2015	Westin	GMA Conference	Travel	981.00			
		07/31/2015	Lynn Deutsch (reimbursement)	GMA Conference-vehicle rental & meals	Travel	208.81			
							1,924.95		1,924.95
TN	Terry Nall	01/05/2015	Dunwoody Chamber of Commerce	Dues, Registrations & Subscriptions	Dues		5.00		
		01/31/2015	Dillard's 167 Westgate	Ipod Stand	Supplies	15.90			
		03/31/2015	Georgia Municipal Ecom	GMA Conference	Training	740.00			
		04/01/2015	Rotary Club of Dunwoody	Quarterly Dues	Dues		300.00		
		04/30/2015	Dunwoody Chamber of Commerce	Dues, Registrations & Subscriptions	Dues		5.00		
		04/30/2015	Dunwoody Nature Center	Mourachs & Margarita Tickets	Dues		100.00		
		05/31/2015	Dunwoody Chamber of Commerce	Dues, Registrations & Subscriptions	Dues		5.00		
		06/30/2015	Westin	GMA Conference	Travel	735.78			
		06/30/2015	Dunwoody Chamber of Commerce	Dues, Registrations & Subscriptions	Dues		5.00		
		07/07/2015	Rotary Club of Dunwoody	Quarterly Dues	Dues		412.50		
		07/31/2015	Terry Nall (reimbursement)	GMA Conference-mileage	Travel		307.05		
		07/31/2015	Westin	GMA Conference-meals	Travel		76.62		
							1,875.35	832.50	2,707.85
MD	Michael Davis	01/13/2015	Verizon Wireless	Wireless voice and/or Data	Communications		38.01		
		01/31/2015	Council for Quality Growth	Dues, Registrations & Subscriptions	Dues		50.00		
		01/31/2015	DJ Wall St Journal	Dues, Registrations & Subscriptions	Dues		28.99		
		01/31/2015	Metro Awards	Name Badge	Supplies		60.00		
		01/31/2015	Dillard's 301 St Louis	Ipod Stand	Supplies		20.30		
		01/31/2015	J Alexanders	DeKalb Police Chief	Food		150.15		
		01/31/2015	Marlow's Tavern	Lunch with City Manager	Food		22.41		
		02/28/2015	Verizon Wireless	Wireless voice and/or Data	Communications		38.01		
		02/28/2015	Lanier Parking #10173	Parking - Attendance at DeKalb Chamber 77th Annual Meeting	Travel		10.00		
		02/28/2015	Lanier Parking #10621	Parking - Attendance at Georgia Trend Luncheon	Travel		16.00		
		02/28/2015	LAZ Parking	Parking - Attendance at Atlanta Chamber Mercedes Location Announcement	Travel		12.00		
		02/28/2015	DJ Wall St Journal	Dues, Registrations & Subscriptions	Dues		28.99		
		02/28/2015	California Pizza	Lunch with Lisa Vickory - Re: Lemonade Days	Food		33.16		
		03/11/2015	Dunwoody Chamber of Commerce	Dues, Registrations & Subscriptions	Dues		25.00		
		03/13/2015	Verizon Wireless	Wireless voice and/or Data	Communications		38.01		
		03/31/2015	Goldfish	Lunch with Michael Starling - Re: Economic Development	Food		55.01		
		03/31/2015	Lanier Parking #10368	Parking - Attendance at Irish Counsel General's Breakfast	Travel		6.00		
		03/31/2015	DJ Wall St Journal	Dues, Registrations & Subscriptions	Dues		28.99		
		03/31/2015	Council for Quality Growth	Dues, Registrations & Subscriptions	Dues		65.00		
		04/13/2015	Verizon Wireless	Wireless voice and/or Data	Communications		38.01		
		04/30/2015	DJ Wall St Journal	Dues, Registrations & Subscriptions	Dues		28.99		
		04/30/2015	Pub Perimeter	Lunch w/ Donna Mahaffey Re: PCIDs	Food		29.82		
		05/13/2015	Verizon Wireless	Wireless voice and/or Data	Communications		38.01		
		05/31/2015	Alphagraphics	Business Cards	Printing		467.71		
		05/31/2015	DJ Wall St Journal	Dues, Registrations & Subscriptions	Dues		28.99		
		05/22/2015	Michael Davis (reimbursement)	iPhone 5 battery	Supplies		48.15		
		05/22/2015	Michael Davis (reimbursement)	Lunch w/ Mary Davis & Debbie Karswell Re: Theatre Discussion	Food		16.23		
		06/13/2015	Verizon Wireless	Wireless voice and/or Data	Communications		38.01		
		06/19/2015	Michael Davis (reimbursement)	John Bachman Interview	Food		40.60		
		06/30/2015	DJ Wall St Journal	Dues, Registrations & Subscriptions	Dues		28.99		
		06/30/2015	CDW Government	Macbook Pro	Small Equipment		1,758.52		
		06/30/2015	CDW Government	Applecare Warranty	Small Equipment		218.96		
		07/09/2015	Custom Signs Today	4th of July Parade Signs for Mayor Davis	Supplies		175.00		
		07/13/2015	Verizon Wireless	Wireless voice and/or Data	Communications		38.01		
		07/31/2015	Michael Davis (reimbursement)	Breakfast w/ Mayor Jackson (Lithonia) Re: DeKalb Municipal Association	Food		22.89		
07/31/2015	Michael Davis (reimbursement)	Lunch w/ Tom Taylor & Rick Callahan Re: Independent School	Food		14.56				
07/31/2015	DJ Wall St Journal	Dues, Registrations & Subscriptions	Dues		28.99				
08/13/2015	Verizon Wireless	Wireless voice and/or Data	Communications		38.01				
08/28/2015	Michael Davis (reimbursement)	Parking - Capital	Travel		9.00				
08/31/2015	DJ Wall St Journal	Dues, Registrations & Subscriptions	Dues		28.99				
09/08/2015	Dunwoody Perimeter Chamber	Dues, Registrations & Subscriptions	Dues		25.00				
09/13/2015	Verizon Wireless	Wireless voice and/or Data	Communications		38.01				
09/30/2015	DJ Wall St Journal	Dues, Registrations & Subscriptions	Dues		28.99				
					2,573.64	1,380.83	3,954.47		
Council & Mayor General									
	01/01/2015	GIRMA	Liability Insurance	Insurance		16,004.67			
	01/13/2015	Purchase Power	Postage	Communications		11.94			
	02/28/2015	Purchase Power	Postage	Communications		7.41			
	02/28/2015	American Coach Lines	Annual Retreat Bus Rental	Travel		696.00			
	02/28/2015	Embassy Suites	Annual Retreat Tour of Cities Food	Food		1,128.38			
	02/28/2015	Ippolitos	Annual Retreat Tour of Cities Food	Food		165.29			
	02/28/2015	Leadership Strategies	Strategic Planning Retreat Meeting Facilitation Services	Prof Svcs		2,350.00			
	03/31/2015	Metro Awards	Name Badges	Supplies		66.00			
	03/31/2015	Chick-Fil-A	Dinner for Comprehensive Plan Workshop night meeting	Food		22.69			
	04/13/2015	City of Brookhaven	Sponsorship Contribution: Film Screening - Educational Documentary	Dues		500.00			
	05/01/2015	GIRMA	Liability Insurance	Insurance		36,417.33			
	05/04/2015	Purchase Power	Postage	Communications		13.59			
	06/30/2015	Action Specialty Carts	Golf cart for 4th of July Parade	Supplies		325.00			
	08/04/2015	Purchase Power	Postage	Communications		8.40			
	09/04/2015	Purchase Power	Postage	Communications		2.43			
						57,719.13		57,719.13	
less expenditures included in other departments								(292.56)	
								<u>57,426.57</u>	

City of Dunwoody
YTD Statement of Revenues and
Expenses Through September 30, 2015

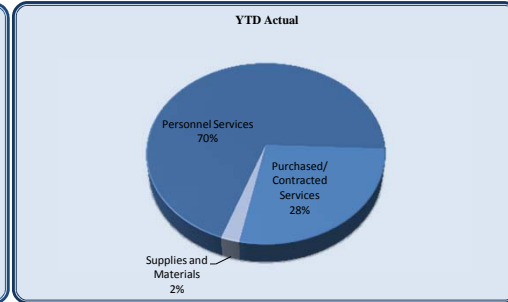
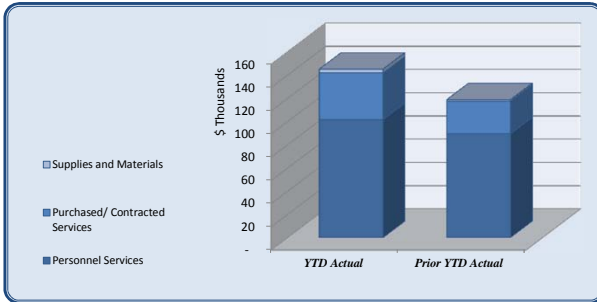
City Manager	Total Annual Budget	YTD Budget	YTD Actual	Variance		Prior YTD Actual	Flux (Diff from Prior Year)
				(\$ '000)	(% of YTD Budget)		
Personnel Services	344,886	257,538	201,981	56	78%	177,227	(24,754)
Purchased/ Contracted Services	17,210	12,908	9,203	4	71%	24,690	15,487
Supplies and Materials	5,470	4,257	4,366	(0)	103%	2,047	(2,319)
Total City Manager	367,566	274,702	215,550	59	78%	203,964	(11,586)



City Manager	Total Annual Budget	YTD Budget	YTD Actual	Variance		Prior YTD Actual	Flux (Diff from Prior Year)
				(\$ '000)	(% of YTD Budget)		
Regular Salaries	257,479	191,764	155,604	36	81%	146,068	(9,536)
Group Insurance	41,971	31,478	17,714	14	56%	11,873	(5,841)
Medicare	3,661	2,746	2,223	1	81%	1,763	(460)
Retirement	40,902	30,677	25,786	5	84%	17,265	(8,520)
Workers' Compensation	873	873	655	0	75%	258	(397)
Personnel Services	344,886	257,538	201,981	56	78%	177,227	(24,754)
Technical Services	-	-	450	(0)		-	(450)
Repairs & Maintenance	-	-	146	(0)		-	(146)
Communications	3,110	2,333	1,443	1	62%	1,708	264
Printing & Binding	625	469	1,039	(1)	222%	788	(251)
Travel	5,500	4,125	654	3	16%	2,953	2,300
Dues & Fees	2,875	2,156	1,968	0	91%	1,469	(499)
Education & Training	5,100	3,825	3,503	0	92%	4,013	510
Purchased/ Contracted Services	17,210	12,908	9,203	4	71%	24,690	15,487
Supplies	3,200	2,554	3,295	(1)	129%	903	(2,392)
Food	1,500	1,125	732	0	65%	477	(255)
Books & Periodicals	320	240	139	0	58%	353	214
Small Equipment	450	338	200	0	59%	314	114
Supplies and Materials	5,470	4,257	4,366	(0)	103%	2,047	(2,319)
Total City Manager	367,566	274,702	215,550	59	78%	203,964	(11,586)

City of Dunwoody
YTD Statement of Revenues and
Expenses Through September 30, 2015

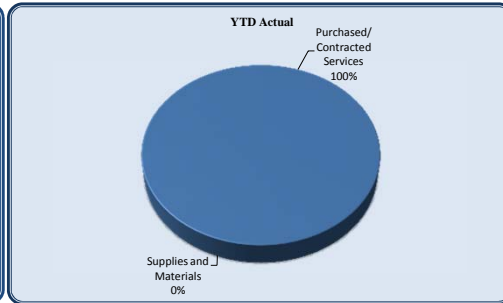
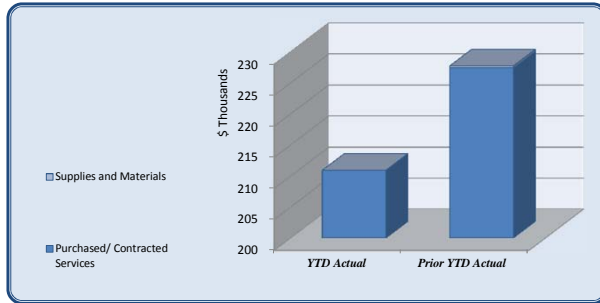
City Clerk	Total Annual Budget	YTD Budget	YTD Actual	Variance (\$ '000)	(% of YTD Budget)	Prior YTD Actual	Flux (Diff from Prior Year)
Personnel Services	124,638	92,683	101,784	(9)	110%	89,455	(12,329)
Purchased/ Contracted Services	96,640	78,158	40,055	38	51%	28,124	(11,931)
Supplies and Materials	19,500	14,625	3,330	11	23%	1,205	(2,125)
Total City Clerk	240,778	185,466	145,169	40	78%	118,784	(26,386)



City Clerk	Total Annual Budget	YTD Budget	YTD Actual	Variance (\$ '000)	(% of YTD Budget)	Prior YTD Actual	Flux (Diff from Prior Year)
Salaries	92,791	68,759	78,186	(9)	114%	67,506	(10,681)
Group Insurance	15,313	11,485	10,621	1	92%	10,084	(537)
Medicare	1,346	1,010	1,048	(0)	104%	963	(85)
Retirement	15,033	11,275	11,701	(0)	104%	10,723	(978)
Workers' Compensation	155	155	228	(0)	147%	179	(49)
Personnel Services	124,638	92,683	101,784	(9)	110%	89,455	(12,329)
Professional Services	60,000	45,000	13,325	32	30%	2,283	(11,042)
Technical Services	800	600	-	1	0%	400	400
Repairs and Maintenance	23,800	22,945	19,801	3	86%	20,556	755
Communications	2,040	1,530	957	1	63%	962	5
Advertising	2,000	1,500	946	1	63%	-	(946)
Printing & Binding	500	375	860	(0)	229%	-	(860)
Travel	3,750	3,395	2,691	1	79%	3,003	312
Dues & Fees	267	200	270	(0)	135%	319	49
Education & Training	3,483	2,612	1,205	1	46%	600	(605)
Purchased/ Contracted Services	96,640	78,158	40,055	38	51%	28,124	(11,931)
Supplies	1,700	1,275	414	1	32%	1,063	649
Food	400	300	164	0	55%	142	(22)
Books & Periodicals	400	300	-	0	0%	-	-
Small Equipment	17,000	12,750	2,752	10	22%	-	(2,752)
Supplies and Materials	19,500	14,625	3,330	11	23%	1,205	(2,125)
Total City Clerk	240,778	185,466	145,169	40	78%	118,784	(26,386)

City of Dunwoody
YTD Statement of Revenues and
Expenses Through September 30, 2015

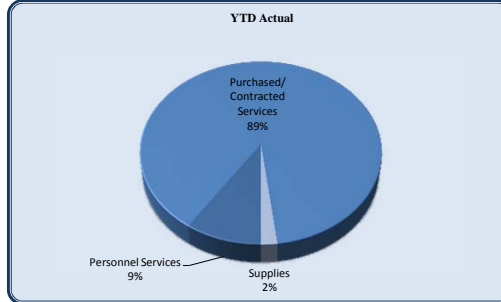
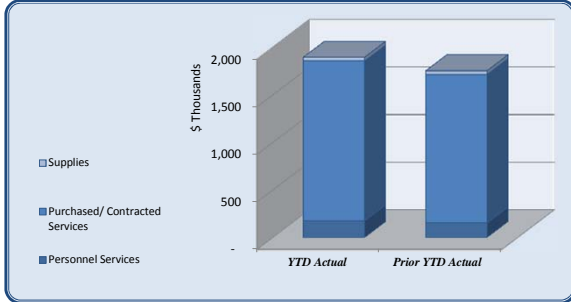
<i>Legal</i>	Total Annual Budget	YTD Budget	YTD Actual	Variance	Prior YTD Actual	Flux
				(\$ '000)		
Purchased/ Contracted Services	385,000	303,750	210,927	93	227,398	16,470
Supplies and Materials	-	-	-	-	317	317
Total Legal	385,000	303,750	210,927	93	227,715	16,787



<i>Legal</i>	Total Annual Budget	YTD Budget	YTD Actual	Variance	Prior YTD Actual	Flux
				(\$ '000)		
Professional Services	385,000	303,750	210,829	93	227,376	16,547
Communications	-	-	89	(0)	9	(80)
Travel	-	-	10	(0)	13	3
Purchased/ Contracted Services	385,000	303,750	210,927	93	227,398	16,470
Food	-	-	-	-	17	17
Supplies and Materials	-	-	-	-	317	317
Total Legal	385,000	303,750	210,927	93	227,715	16,787

City of Dunwoody
YTD Statement of Revenues and
Expenses Through September 30, 2015

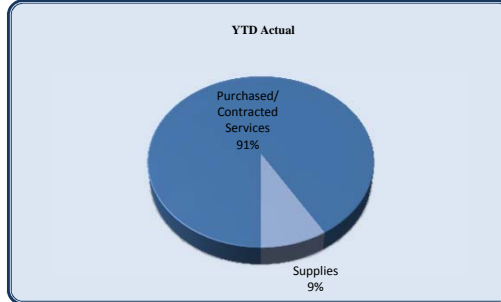
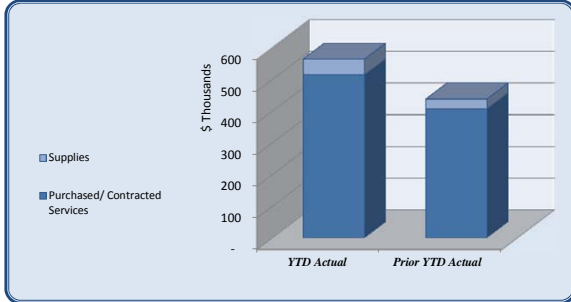
Finance and Administration							
	Total Annual Budget	YTD Budget	YTD Actual	Variance		Prior YTD Actual	Flux
				(\$ '000)	(% of YTD Budget)		(Diff from Prior Year)
Personnel Services	235,721	177,044	177,285	(0)	100%	153,895	(23,390)
Purchased/ Contracted Services	2,374,425	1,819,017	1,679,137	140	92%	1,560,715	(118,422)
Supplies	79,190	60,726	37,674	23	62%	37,397	(278)
Transfers Out	250,000	187,500	187,500	-	100%	211,125	23,625
Total Finance and Administration	2,939,336	2,244,286	2,081,596	163	93%	1,963,132	(118,464)



Finance and Administration							
	Total Annual Budget	YTD Budget	YTD Actual	Variance		Prior YTD Actual	Flux
				(\$ '000)	(% of YTD Budget)		(Diff from Prior Year)
Regular Salaries	141,134	106,065	119,272	(13)	112%	100,181	(19,091)
Group Insurance	22,109	16,582	15,274	1	92%	14,573	(702)
Medicare	2,040	1,530	1,550	(0)	101%	1,385	(165)
Retirement	22,783	17,087	18,508	(1)	108%	15,810	(2,698)
Unemployment Insurance	-	-	-	-	-	-	-
Workers' Compensation	155	155	345	(0)	223%	179	(166)
Other Employee Benefits	47,500	35,625	22,335	13	63%	21,767	(568)
Personnel Services	235,721	177,044	177,285	(0)	100%	153,895	(23,390)
Official/Admin Services	1,349,997	1,012,498	1,006,271	6	99%	937,498	(68,773)
Professional Services	148,916	111,687	53,265	58	48%	51,065	(2,200)
Technical Services	40,900	37,175	38,330	(1)	103%	38,080	(251)
Repairs & Maintenance	97,313	75,535	58,499	17	77%	64,097	5,598
Rentals	523,419	392,564	334,833	58	85%	316,610	(18,223)
Insurance	55,000	55,000	57,396	(2)	104%	40,005	(17,391)
Communications	9,160	6,870	6,693	0	97%	5,821	(872)
Advertising	3,900	2,925	1,219	2	42%	1,219	1
Printing & Binding	8,400	6,300	6,356	(0)	101%	5,845	(511)
Travel	5,500	5,125	4,648	0	91%	4,403	(245)
Dues & Fees	63,920	62,838	62,352	0	99%	63,644	1,292
Education & Training	39,200	28,900	27,867	1	96%	10,922	(16,945)
Other Charges	28,800	21,600	21,408	0	99%	21,507	99
Purchased/ Contracted Services	2,374,425	1,819,017	1,679,137	140	92%	1,560,715	(118,422)
Supplies	15,500	11,625	9,263	2	80%	9,932	670
Electricity	24,000	19,333	17,283	2	89%	14,231	(3,052)
Diesel	10,000	7,500	-	8	0%	-	-
Food	22,290	16,718	5,770	11	35%	9,089	3,319
Books & Periodicals	1,500	1,125	364	1	32%	314	(50)
Small Equipment	5,900	4,425	4,994	(1)	113%	3,830	-
Supplies	79,190	60,726	37,674	23	62%	37,397	(278)
Transfers to Capital	250,000	187,500	187,500	-	100%	-	23,625
Transfers Out	250,000	187,500	187,500	-	100%	211,125	23,625
Total Finance and Administration	2,939,336	2,244,286	2,081,596	163	93%	1,963,132	(118,464)

City of Dunwoody
YTD Statement of Revenues and
Expenses Through September 30, 2015

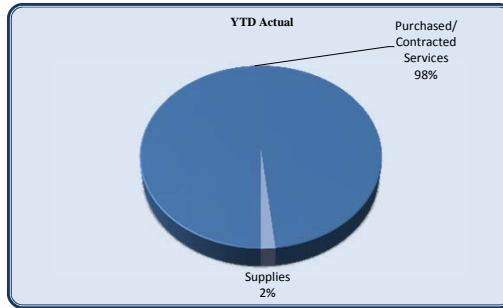
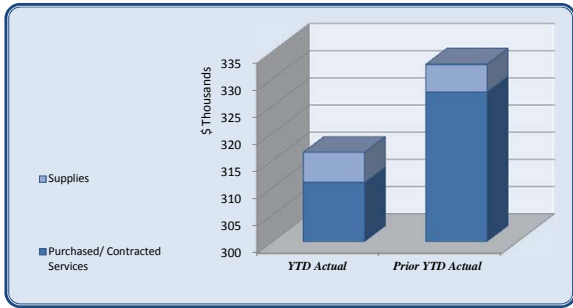
Information Technology	Total Annual Budget	YTD Budget	YTD Actual	Variance (\$ '000)	(% of YTD Budget)	Prior YTD Actual	Flux (Diff from Prior Year)
Purchased/ Contracted Services	696,988	527,158	514,149	13	98%	406,545	(107,605)
Supplies	55,465	45,807	48,928	(3)	107%	30,368	(18,559)
Transfers Out	105,620	79,215	79,215	-	100%	134,561	55,346
Total Information Technology	858,073	652,180	642,292	10	98%	571,474	(70,818)



Information Technology	Total Annual Budget	YTD Budget	YTD Actual	Variance (\$ '000)	(% of YTD Budget)	Prior YTD Actual	Flux (Diff from Prior Year)
Official/Admin Svcs	458,082	343,562	321,534	22	94%	232,246	(89,288)
Professional Services	-	-	-	-	-	40	40
Technical Services	11,000	8,917	10,843	(2)	122%	12,472	1,629
Repairs & Maintenance	165,847	124,385	119,539	5	96%	136,150	16,611
Communications	58,559	47,669	59,577	(12)	125%	25,636	(33,941)
Printing & Binding	500	375	-	0	0%	-	-
Education & Training	3,000	2,250	2,656	(0)	118%	-	(2,656)
Purchased/ Contracted Services	696,988	527,158	514,149	13	98%	406,545	(107,605)
Supplies	650	488	781	(0)	160%	793	12
Small Equipment	54,815	45,320	48,146	(3)	106%	29,575	-
Supplies	55,465	45,807	48,928	(3)	107%	30,368	(18,559)
Transfers to Capital	105,620	79,215	79,215	-	100%	134,561	55,346
Transfers Out	105,620	79,215	79,215	-	100%	134,561	55,346
Total Information Technology	858,073	652,180	642,292	10	98%	571,474	(70,818)

City of Dunwoody
 YTD Statement of Revenues and
 Expenses Through September 30, 2015

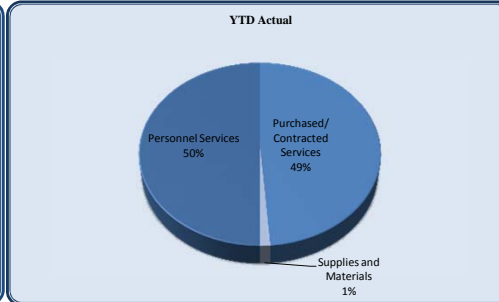
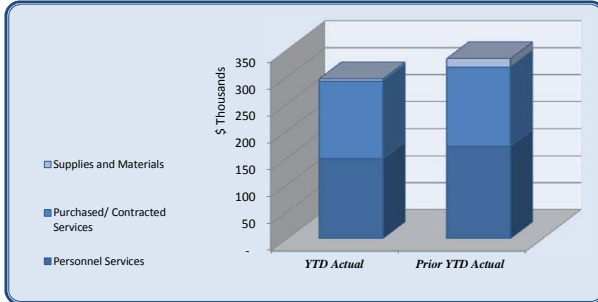
Marketing	Total Annual Budget	YTD Budget	YTD Actual	Variance	Prior YTD Actual	Flux	
							(% of YTD Budget)
				(\$ '000)			
Purchased/ Contracted Services	472,494	354,371	310,871	43	88%	327,536	16,665
Supplies	17,800	13,350	5,558	8	42%	5,047	(511)
Total Marketing	490,294	367,721	316,429	51	86%	332,583	16,154



Marketing	Total Annual Budget	YTD Budget	YTD Actual	Variance	Prior YTD Actual	Flux	
							(% of YTD Budget)
				(\$ '000)			
Official/Admin Services	307,954	230,966	225,189	6	97%	224,237	(952)
Professional Services	60,040	45,030	23,131	22	51%	33,594	10,463
Technical Services	14,000	10,500	4,655	6	44%	11,076	6,421
Communications	7,500	5,625	137	5	2%	167	30
Advertising	55,000	41,250	32,657	9	79%	41,279	8,622
Printing & Binding	25,000	18,750	23,125	(4)	123%	12,558	(10,568)
Dues & Fees	3,000	2,250	1,977	0	88%	4,625	2,648
Purchased/ Contracted Services	472,494	354,371	310,871	43	88%	327,536	16,665
Supplies	10,000	7,500	5,234	2	70%	3,693	(1,541)
Food	7,000	5,250	324	5	6%	565	241
Books & Periodicals	800	600	-	1	0%	-	-
Small Equipment	-	-	-	-	-	789	-
Supplies	17,800	13,350	5,558	8	42%	5,047	(511)
Total Marketing	490,294	367,721	316,429	51	86%	332,583	16,154

City of Dunwoody
YTD Statement of Revenues and
Expenses Through September 30, 2015

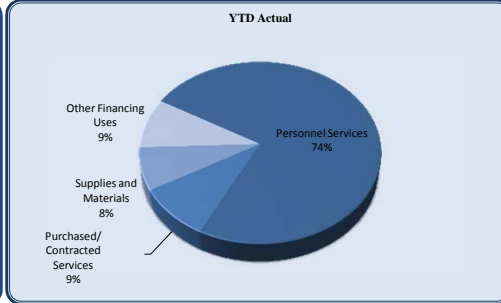
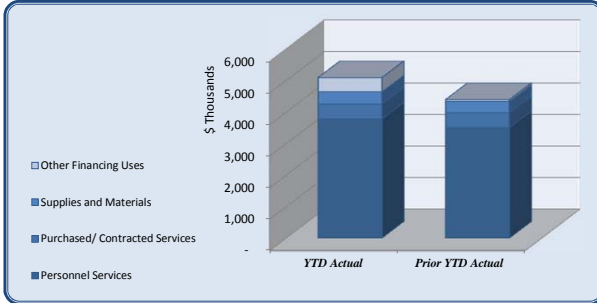
Municipal Court	Total Annual Budget	YTD Budget	YTD Actual	Variance	(% of YTD Budget)	Prior YTD Actual	Flux
				(\$ '000)			(Diff from Prior Year)
Personnel Services	283,092	215,822	147,906	68	69%	170,866	22,959
Purchased/ Contracted Services	306,850	230,138	144,122	86	63%	147,119	2,997
Supplies and Materials	14,080	10,560	3,693	7	35%	15,270	11,577
Other Financing Uses	-	-	-	-	-	(5)	(5)
Total Municipal Court	604,022	456,520	295,721	161	65%	333,249	37,529



Municipal Court	Total Annual Budget	YTD Budget	YTD Actual	Variance	(% of YTD Budget)	Prior YTD Actual	Flux
				(\$ '000)			(Diff from Prior Year)
Regular Salaries	180,442	138,680	106,208	32	77%	120,106	13,898
Overtime Salaries	22,909	17,182	1,697	15	10%	5,541	3,844
Group Insurance	45,684	34,263	20,075	14	59%	23,322	3,247
Medicare	2,747	2,060	1,532	1	74%	1,801	269
Retirement	30,690	23,018	17,929	5	78%	19,559	1,630
Workers' Compensation	620	620	465	0	75%	537	72
Personnel Services	283,092	215,822	147,906	68	69%	170,866	22,959
Professional Services	220,230	165,173	95,655	70	58%	107,025	11,370
Technical Services	45,735	34,301	16,485	18	48%	18,220	1,735
Repairs & Maintenance	17,390	13,043	19,313	(6)	148%	15,322	(3,991)
Rentals	4,000	3,000	402	3	13%	455	54
Communications	7,710	5,783	2,211	4	38%	2,959	748
Printing & Binding	1,100	825	1,435	(1)	174%	1,008	(427)
Travel	5,000	3,750	2,426	1	65%	473	(1,953)
Dues & Fees	685	514	875	(0)	170%	432	(443)
Education & Training	5,000	3,750	5,320	(2)	142%	1,225	(4,095)
Purchased/ Contracted Services	306,850	230,138	144,122	86	63%	147,119	2,997
Supplies	5,250	3,938	2,597	1	66%	3,631	1,034
Food	2,300	1,725	673	1	39%	714	42
Books & Periodicals	600	450	-	0	0%	609	609
Small Equipment	5,930	4,448	423	4	10%	10,316	9,893
Supplies and Materials	14,080	10,560	3,693	7	35%	15,270	11,577
Total Municipal Court	604,022	456,520	295,721	161	65%	333,249	37,529

City of Dunwoody
YTD Statement of Revenues and
Expenses Through September 30, 2015

Police	Total Annual Budget	YTD Budget	YTD Actual	Variance	Prior YTD Actual	Flux
				(\$ '000)	(% of YTD Budget)	(Diff from Prior Year)
Personnel Services	5,674,887	4,274,382	3,781,514	493	88%	3,511,413 (270,101)
Purchased/ Contracted Services	617,388	498,387	469,693	29	94%	464,782 (4,911)
Supplies and Materials	502,091	398,488	386,445	12	97%	355,731 (30,715)
Other Financing Uses	604,500	453,375	453,375	-	100%	63,299 (390,077)
Total Police	7,398,866	5,624,632	5,091,027	534	91%	4,395,224 (695,803)



Police	Total Annual Budget	YTD Budget	YTD Actual	Variance	Prior YTD Actual	Flux
				(\$ '000)	(% of YTD Budget)	(Diff from Prior Year)
Regular Salaries	3,596,581	2,665,458	2,510,488	155	94%	2,365,576 (144,912)
Overtime Salaries	352,040	264,030	72,217	192	27%	74,499 (2,282)
Total Salaries	3,948,621	2,929,488	2,582,705	347	88%	2,440,075 (142,629)

Group Insurance	868,242	651,182	622,486	29	96%	537,455 (85,032)
Medicare	57,256	42,942	36,159	7	84%	34,248 (1,911)
Retirement	599,990	449,993	416,351	34	93%	370,130 (46,221)
Workers' Compensation	200,778	200,778	123,814	77	62%	129,506 (5,692)
Personnel Services	1,726,266	1,344,894	1,198,809	146	89%	1,071,337 (127,472)

Professional Services	17,000	12,750	9,851	3	77%	10,132 (281)
Technical Services	23,840	17,880	40,533	(23)	227%	15,560 (24,973)
Repairs & Maintenance	293,495	224,407	161,004	63	72%	219,905 (58,901)
Rentals	15,700	11,775	13,346	(2)	113%	7,842 (5,505)
Insurance	100,909	100,909	102,888	(2)	102%	78,592 (24,296)
Claims	-	-	7,635	(8)		18,814 (11,179)
Communications	61,800	52,183	65,094	(13)	125%	61,898 (3,196)
Advertising	2,500	1,875	1,045	1	56%	325 (720)
Printing & Binding	6,160	4,620	2,421	2	52%	3,511 (1,090)
Travel	39,000	29,250	32,411	(3)	111%	25,394 (7,018)
Dues & Fees	18,799	14,099	6,955	7	49%	4,627 (2,328)
Education & Training	38,185	28,639	26,508	2	93%	18,181 (8,327)
Purchased/ Contracted Services	617,388	498,387	469,693	29	94%	464,782 (4,911)

Supplies	102,950	77,213	91,686	(14)	119%	79,485 (12,201)
Supplies-Explorer Program	6,000	4,500	9,317	(5)	207%	17,031 (7,715)
Gasoline	275,000	206,250	121,954	84	59%	181,854 (59,900)
Food	6,000	4,500	1,598	3	36%	807 (792)
Books & Periodicals	2,500	1,875	426	1	23%	1,321 (895)
Small Equipment	109,641	104,151	161,465	(57)	155%	75,233 (86,232)
Supplies and Materials	502,091	398,488	386,445	12	97%	355,731 (30,715)

Transfers to Capital Fund	604,500	453,375	453,375	-	100%	63,299 (390,077)
Other Financing Uses	604,500	453,375	453,375	-	100%	63,299 (390,077)

Total Police	7,398,866	5,624,632	5,091,027	534	91%	4,395,224 (695,803)
---------------------	------------------	------------------	------------------	------------	------------	----------------------------

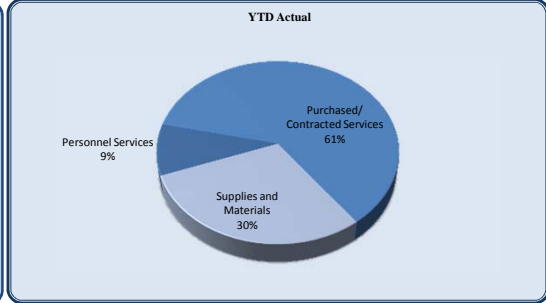
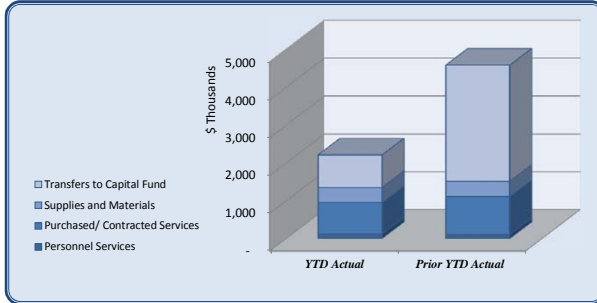
#3.

City of Dunwoody
YTD Statement of Revenues and
Expenses Through September 30, 2015

<i>E-911</i>	Total Annual Budget	YTD Budget	YTD Actual	Variance (\$ '000)	(% of YTD Budget)	Prior YTD Actual	Flux (Diff from Prior Year)
Transfers to E-911 Fund	73,300	69,975	110,464	(40)	158%	-	(110,464)
Total E-911	73,300	69,975	110,464	(40)	158%	-	(110,464)

City of Dunwoody
YTD Statement of Revenues and
Expenses Through September 30, 2015

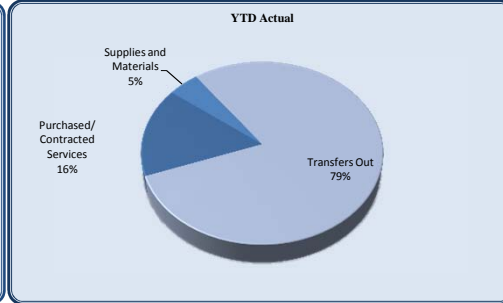
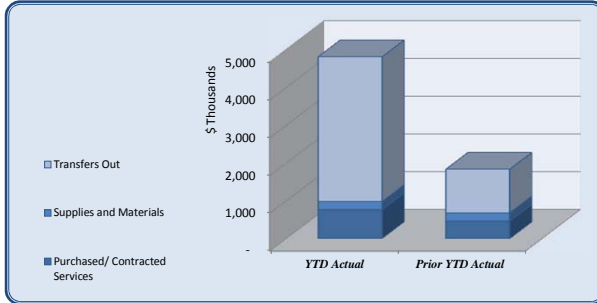
Public Works	Total Annual Budget	YTD Budget	YTD Actual	Variance	Prior YTD Actual	Flux
Personnel Services	160,034	119,739	122,478	(3)	111,258	(11,220)
Purchased/ Contracted Services	1,429,955	1,072,466	827,729	245	998,751	171,022
Supplies and Materials	546,450	409,838	402,464	7	407,870	5,406
Transfers to Capital Fund	1,145,000	858,750	858,750	-	3,063,750	2,205,000
Total Public Works	3,281,439	2,460,793	2,211,421	249	4,581,630	2,370,209



Public Works	Total Annual Budget	YTD Budget	YTD Actual	Variance	Prior YTD Actual	Flux
Salaries	117,821	88,041	89,557	(2)	82,159	(7,397)
Group Insurance	21,342	16,007	15,108	1	14,349	(759)
Medicare	1,702	1,277	1,232	0	1,189	(44)
Retirement	19,014	14,261	14,561	(0)	13,383	(1,179)
Workers' Compensation	155	155	2,020	(2)	179	(1,841)
Personnel Services	160,034	119,739	122,478	(3)	111,258	(11,220)
Official/Admin Svcs	225,000	168,750	168,749	0	191,250	22,501
Professional Services	120,000	90,000	36,174	54	67,918	31,744
Tree Fund Expenses	93,000	69,750	21,315	48	84,815	63,500
Professional Services	-	-	3,170	(3)	-	(3,170)
Technical Services	2,400	1,800	1,800	-	1,800	-
Repairs & Maintenance	23,300	17,475	10,000	7	10,000	-
R&M - Storm Damage Removal	40,000	30,000	1,750	28	71,544	69,794
R&M - Street Maintenance	671,000	503,250	476,995	26	398,701	(78,294)
R&M - Traffic Signals	196,000	147,000	74,928	72	140,263	65,335
R&M - Right of Way Maint	45,000	33,750	24,457	9	28,083	3,626
Claims	1,000	750	4,161	(3)	-	(4,161)
Communications	1,700	1,275	2,512	(1)	1,717	(795)
Advertising	2,500	1,875	-	2	979	979
Printing & Binding	1,500	1,125	1,105	0	-	(1,105)
Travel	4,280	3,210	363	3	471	108
Purchased/ Contracted Services	1,429,955	1,072,466	827,729	245	998,751	171,022
Supplies-Office	1,200	900	893	0	596	(298)
Supplies-Road Materials	60,000	45,000	48,320	(3)	68,752	20,431
Electricity	485,000	363,750	349,796	14	338,523	(11,273)
Small Equipment	-	-	3,454	(3)	-	(3,454)
Supplies and Materials	546,450	409,838	402,464	7	407,870	5,406
Transfers to Capital Fund	1,145,000	858,750	858,750	-	3,063,750	2,205,000
Transfers to Capital Fund	1,145,000	858,750	858,750	-	3,063,750	2,205,000
Total Public Works	3,281,439	2,460,793	2,211,421	249	4,581,630	2,370,209

City of Dunwoody
YTD Statement of Revenues and
Expenses Through September 30, 2015

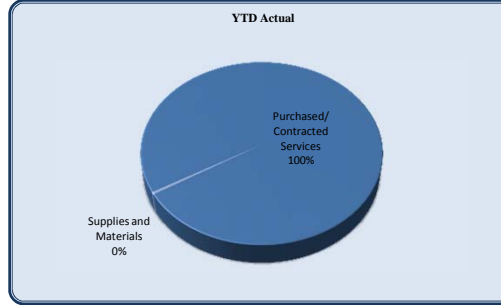
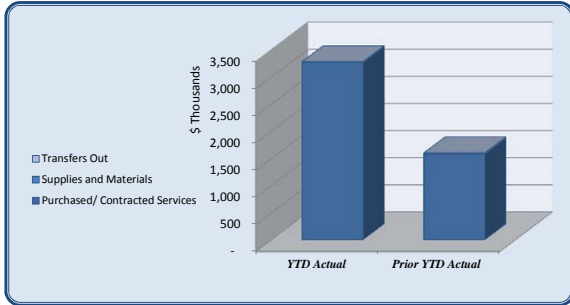
Parks and Recreation							
	Total Annual Budget	YTD Budget	YTD Actual	Variance (\$ '000)	(% of YTD Budget)	Prior YTD Actual	Flux (Diff from Prior Year)
Purchased/ Contracted Services	908,800	765,286	764,076	1	100%	463,495	(300,581)
Supplies and Materials	270,000	212,500	219,161	(7)	103%	222,367	3,205
Transfers Out	433,367	325,025	3,825,025	(3,500)	1177%	1,150,025	(2,675,001)
Total Parks and Recreation	1,612,167	1,302,811	4,808,263	(3,505)	369%	1,835,886	(2,972,377)



Parks and Recreation							
	Total Annual Budget	YTD Budget	YTD Actual	Variance (\$ '000)	(% of YTD Budget)	Prior YTD Actual	Flux (Diff from Prior Year)
Official/Admin Svcs	202,800	152,100	152,100	-	100%	93,750	(58,350)
Professional Services	10,000	8,875	14,336	(5)	162%	9,012	(5,324)
Technical Services	-	-	2,400	(2)	-	-	(2,400)
R&M-Parks	660,000	569,286	571,682	(2)	100%	336,718	(234,964)
Rentals	2,000	1,500	-	2	0%	-	-
Property/Liability Insurance	32,100	32,100	21,688	10	68%	24,016	2,328
Claims	-	-	1,000	(1)	-	1,000	-
Communications	1,500	1,125	871	0	77%	854	(17)
Dues & Fees	400	300	-	0	0%	110	110
Purchased/ Contracted Services	908,800	765,286	764,076	1	100%	463,495	(300,581)
Supplies	102,000	86,500	88,052	(2)	102%	83,630	(4,422)
Utilities	168,000	126,000	131,049	(5)	104%	138,737	7,688
Food	-	-	61	(0)	-	-	(61)
Supplies and Materials	270,000	212,500	219,161	(7)	103%	222,367	3,205
Transfers to Debt Service Fund	108,367	81,275	81,275	0	100%	81,275	(1)
Transfers to Capital Fund	325,000	243,750	3,743,750	(3,500)	1536%	1,068,750	(2,675,000)
Transfers Out	433,367	325,025	3,825,025	(3,500)	1177%	1,150,025	(2,675,001)
Total Parks and Recreation	1,612,167	1,302,811	4,808,263	(3,505)	369%	1,835,886	(2,972,377)

City of Dunwoody
YTD Statement of Revenues and
Expenses Through September 30, 2015

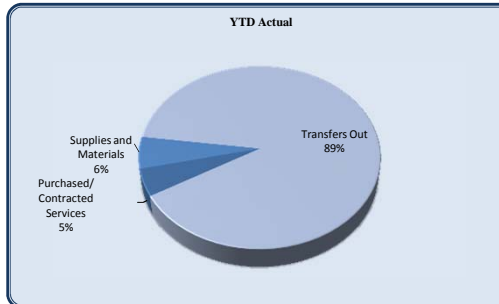
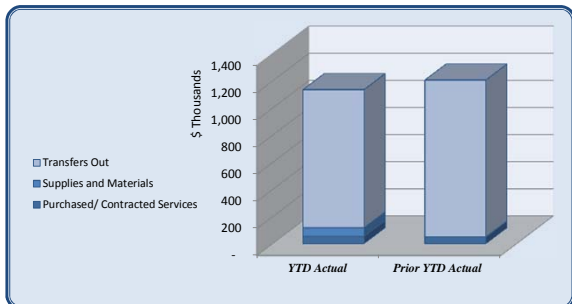
Community Development	Total Annual Budget	YTD Budget	YTD Actual	Variance	Prior YTD Actual	Flux
				(% of YTD Budget)		(Diff from Prior Year)
				(\$ '000)		
Purchased/ Contracted Services	2,641,344	1,981,008	3,264,630	(1,284)	1,579,737	(1,684,893)
Supplies and Materials	15,800	12,398	13,507	(1)	9,422	(4,085)
Transfers Out	-	-	-	-	9,750	9,750
Total Community Development	2,657,144	1,993,406	3,278,137	(1,285)	1,598,908	(1,679,228)



Community Development	Total Annual Budget	YTD Budget	YTD Actual	Variance	Prior YTD Actual	Flux
				(% of YTD Budget)		(Diff from Prior Year)
				(\$ '000)		
Official/Admin Svcs	1,937,000	1,452,750	3,014,536	(1,561)	1,513,213	(1,501,323)
Professional Services	447,945	335,959	154,698	181	16,172	(138,526)
Technical Services	124,602	93,452	62,543	31	29,863	(32,680)
Repairs & Maintenance	101,397	76,048	14,957	68	3,170	(11,786)
Rentals	-	-	3,984	(4)	-	(3,984)
Communications	4,500	3,375	1,625	2	8,223	6,598
Advertising	15,000	11,250	9,925	1	3,984	(5,941)
Printing & Binding	5,000	3,750	764	1	67	(697)
Travel	1,000	750	23	1	250	227
Dues & Fees	1,900	1,425	250	1	2,975	2,725
Education & Training	3,000	2,250	1,325	1	-	(1,325)
Purchased/ Contracted Services	2,641,344	1,981,008	3,264,630	(1,284)	1,579,737	(1,684,893)
Supplies	11,500	8,625	8,707	(0)	9,273	565
Food	1,000	836	1,513	(1)	90	(1,423)
Books & Periodicals	1,000	750	922	(0)	59	(863)
Small Equipment	2,300	2,188	2,365	(0)	-	(2,365)
Supplies and Materials	15,800	12,398	13,507	(1)	9,422	(4,085)
Transfers to Capital Fund	-	-	-	-	9,750	9,750
Transfers Out	-	-	-	-	9,750	9,750
Total Community Development	2,657,144	1,993,406	3,278,137	(1,285)	1,598,908	(1,679,228)

City of Dunwoody
YTD Statement of Revenues and
Expenses Through September 30, 2015

<i>Economic Development</i>	Total Annual Budget	YTD Budget	YTD Actual	Variance		Prior YTD Actual	Flux
					(% of YTD Budget)		(Diff from Prior Year)
				(\$ '000)			
Purchased/ Contracted Services	91,468	69,030	54,542	14	79%	50,188	(4,355)
Supplies and Materials	1,500	1,125	63,850	(63)	5676%	1,521	(62,328)
Transfers Out	1,356,000	1,017,000	1,017,000	-	100%	1,154,500	137,500
Total Economic Development	1,448,968	1,087,155	1,135,392	(48)	104%	1,206,209	70,817



<i>Economic Development</i>	Total Annual Budget	YTD Budget	YTD Actual	Variance		Prior YTD Actual	Flux
					(% of YTD Budget)		(Diff from Prior Year)
				(\$ '000)			
Professional Services	40,000	30,000	25,500	5	85%	25,000	(500)
Technical Services	7,800	5,850	-	(6)	0%	-	-
Communications	968	726	6	1	1%	-	(6)
Advertising	34,200	25,650	24,585	1	96%	22,325	(2,260)
Printing & Binding	3,500	2,625	-	3	0%	394	394
Travel	1,500	1,125	400	1	36%	47	(353)
Dues & Fees	3,500	3,054	4,051	(1)	133%	1,727	(2,324)
Education & Training	-	-	-	-	-	695	695
Purchased/ Contracted Services	91,468	69,030	54,542	14	79%	50,188	(4,355)
Supplies	-	-	-	-	-	1,521	1,521
Utilities	-	-	62,505	(63)	-	-	(62,505)
Food	1,500	1,125	950	(0)	84%	-	(950)
Small Equipment	-	-	395	(0)	-	-	(395)
Supplies and Materials	1,500	1,125	63,850	(63)	5676%	1,521	(62,328)
Transfers to Debt Service Fund	1,356,000	1,017,000	1,017,000	-	100%	1,154,500	137,500
Transfers Out	1,356,000	1,017,000	1,017,000	-	104%	1,206,209	70,817
Total Economic Development	1,448,968	1,087,155	1,135,392	(48)	104%	1,206,209	70,817

<i>Contingency</i>	Total Annual Budget	YTD Budget	YTD Actual	Variance		Prior YTD Actual	Flux
					(% of YTD Budget)		(Diff from Prior Year)
				(\$ '000)			
Contingency	400,000	300,000	-	300	0%	-	-
Total Contingency	400,000	300,000	-	300	0%	-	-
Total General Fund Expenditures	22,994,269	17,511,815	20,717,409	(3,206)	118%	17,536,833	(3,180,576)
Total Revenues over/(under) Expenditures	446,830	(5,347,466)	(1,610,383)	3,737	30%	(4,861,650)	3,251,266

City of Dunwoody
YTD Statement of Revenues and
Expenses September 30, 2015

#3.

<i>E911 Fund</i>	Total Annual Budget	YTD Budget	YTD Actual	Variance <small>(% of YTD Budget)</small>	Prior YTD Actual	Flux <small>(Diff from Prior Year)</small>	
				<small>(\$ '000)</small>			
Revenues							
E911 Revenue	1,200,000	900,000	792,025	(108)	88%	949,316	157,291
Transfers In	73,300	54,975	110,464	55	201%	-	(110,464)
Total Revenues	1,273,300	954,975	902,490	(52)	95%	949,316	46,827
Expenditures							
Communications	148,300	111,225	57,513	54	52%	126,588	69,075
Intergovernmental-E911 (Chatcomm)	1,125,000	843,750	843,750	-	100%	900,000	56,250
Total Expenditures	1,273,300	954,975	902,490	52	95%	1,026,588	124,099
Total Revenues over/(under) Expenditures	-	-	-	-		(77,272)	(77,272)

#3.

City of Dunwoody
YTD Statement of Revenues and
Expenses September 30, 2015

<i>Hotel Excise Tax Fund</i>	Total Annual Budget	YTD Budget	YTD Actual	Variance (\$ '000)	Prior YTD Actual (% of YTD Budget)	Flux (Difference from Prior Year)
Revenues						
Hotel/Motel Tax	2,300,000	1,725,000	1,987,255	262	115%	1,882,509 (104,746)
Interest Revenue	-	-	12	0		17 5
Total Revenues	2,300,000	1,725,000	1,987,268	262	115%	1,882,526 (104,742)
Expenditures						
Transfers to General Fund	1,380,000	1,035,000	1,192,362	(157)	115%	1,129,519 (62,843)
Transfers to Component Unit - CVBD	920,000	690,000	794,902	(105)	115%	753,003 (41,899)
Total Expenditures	2,300,000	1,725,000	1,987,264	(262)	115%	1,882,522 (104,741)
Total Revenues over/(under) Expenditures	-	-	4	0		3 (1)

City of Dunwoody
 YTD Statement of Revenues and
 Expenses September 30, 2015

#3.

<i>Motor Vehicle Rental Excise Tax Fund</i>	Total Annual Budget	YTD Budget	YTD Actual	Variance	Prior YTD Actual	Flux
				(\$ '000)		(Difference from Prior Year)
				(% of YTD Budget)		
Revenues						
MV Rental Excise Tax	100,000	75,000	87,783	13	117%	86,515 (1,268)
Total Revenues	100,000	75,000	87,783	13	117%	86,515 (1,268)
Expenditures						
Transfers to General Fund	100,000	75,000	87,783	(13)	117%	86,515 (1,268)
Total Expenditures	100,000	75,000	87,783	(13)	117%	86,515 (1,268)
Total Revenues over/(under) Expenditures	-	-	-	-		-

#3.

City of Dunwoody
YTD Statement of Revenues and
Expenses September 30, 2015

<i>HOST Fund</i>	Total Annual Budget	YTD Budget	YTD Actual	Variance	Prior YTD Actual	Flux
				(\$ '000)	(% of YTD Budget)	(Difference from Prior Year)
Revenues						
Homestead Option Sales Tax	4,000,000	1,995,000	2,132,876	138	107%	3,105,689
Interest Revenue	4,500	3,375	1,455	(2)	43%	1,436
Total Revenues	4,004,500	1,998,375	2,134,331	136	107%	3,107,124
Expenditures						
Transfers Out - Capital (PW)	4,000,000	3,000,000	2,000,000	1,000	67%	-
Transfers Out - Capital (PK)	-	-	1,089	(1)		-
Total Expenditures	4,000,000	3,000,000	2,001,089	999	67%	-
Total Revenues over/(under) Expenditures	4,500	(1,001,625)	133,243	1,135	-13%	3,107,124
						2,973,901

<i>Capital Projects Fund</i>	Original Budget	Adjustments/ Amendments	Total Project Budget	Spent in Prior Years	Spent in Current Year	Total Spent to Date	Project Balance
Expenditures							
Courtroom and Council AV	140,400	-	140,400	(127,191)	(4,714)	(131,905)	8,495
Emergency BackUp/Disaster Recovery System COMPLETE 2014	35,000	1,880	36,880	(34,290)	-	(34,290)	2,589
Off-site Replication of Servers for Disaster Recovery COMPLETE 2014	51,875	-	51,875	(47,251)	-	(47,251)	4,624
Unified Communications Upgrade to provide for Redundancy COMPLETED 2014	47,500	-	47,500	(47,159)	-	(47,159)	341
Website Redesign and Replacement	65,000	-	65,000	(55,854)	(12,831)	(68,685)	(3,685)
Data Center Power Protection	25,620	-	25,620	-	-	-	25,620
Physical Access and Video Control Management System	50,000	-	50,000	-	-	-	50,000
Unified Threat Management System	30,000	-	30,000	-	(35,792)	(35,792)	(5,792)
Information Technology	445,395	1,880	447,275	(311,746)	(53,337)	(365,083)	82,192
City Hall Design & Engineering Prefunding	100,000	-	100,000	-	-	-	100,000
Programming Study for Future City Hall	50,000	-	50,000	(1,200)	-	(1,200)	48,800
Facilities Improvement Partnership Program (2014 FIPP) COMPLETE 2015	250,000	(11,918)	238,082	(75,376)	(162,706)	(238,082)	-
City Hall Reconfiguration for Efficiency	31,500	-	31,500	(17,084)	(24,733)	(41,817)	(10,317)
Facilities Improvement Partnership Program (2015 FIPP)	250,000	-	250,000	-	(22,941)	(22,941)	227,059
Facilities	681,500	(11,918)	669,582	(93,660)	(210,380)	(304,040)	365,542
Fixed LPR & Mobile LPR	119,875	-	119,875	(49,459)	-	(49,459)	70,416
Code Red	24,500	-	24,500	(18,875)	-	(18,875)	5,625
Vehicle Replacement	2,000,000	45,000	2,045,000	(483,284)	(741,061)	(1,224,345)	820,655
Daily Report Software	12,400	-	12,400	-	-	-	12,400
Surveillance System	113,000	180,375	293,375	(198,362)	(18,089)	(216,451)	76,924
New Position-Detective Machinery & Equipment	30,000	-	30,000	(26,057)	-	(26,057)	3,943
AFIS Automated Fingerprint Identification System	54,398	-	54,398	-	(48,325)	(48,325)	6,073
Lieutenant Capital COMPLETE 2015	30,500	-	30,500	-	(30,500)	(30,500)	-
Major Capital (2) COMPLETE 2015	61,000	-	61,000	-	(61,000)	(61,000)	-
Gated Community Access Controls	-	-	-	-	(13,343)	(13,343)	(13,343)
Police Department	2,445,673	225,375	2,671,048	(776,037)	(912,318)	(1,688,355)	982,693
Dunwoody Village TE Project	2,100,000	(525,103)	1,574,897	(1,127,854)	(35,982)	(1,163,836)	411,061
Road Resurfacing	10,631,000	83,697	10,714,697	(7,051,103)	(2,063,032)	(9,114,135)	1,600,563
New Sidewalks and ADA Ramps	2,970,000	75,000	3,045,000	(1,891,063)	(712,107)	(2,603,170)	441,830
Traffic Calming Radar Signs	100,000	-	100,000	(11,650)	-	(11,650)	88,350
N. Peachtree Rd/Tilly Mill Intersection Improvement	2,850,000	-	2,850,000	(420,330)	(170,483)	(590,813)	2,259,187
Mt. Vernon Rd/Vermack Intersection Improvement	325,000	106,000	431,000	(97,451)	(53,699)	(151,150)	279,850
Womack/Vermack Intersection Improvement	200,000	-	200,000	(69,912)	-	(69,912)	130,088
Wayfinding	150,000	-	150,000	(79,516)	(42,178)	(121,695)	28,305
Chamblee Dunwoody & Spalding Drive	370,000	55,000	425,000	(102,535)	(3,100)	(105,635)	319,365
School Pedestrian Safety Improvements	-	40,000	40,000	(37,816)	(4,100)	(41,916)	(1,916)
Concept Funding-Tilly Mill at Mt. Vernon Place	25,000	-	25,000	-	(1,250)	(1,250)	23,750
Concept Funding-Mt. Vernon at Tilly Mill	25,000	-	25,000	-	(5,000)	(5,000)	20,000
Concept Funding-Chamblee Dunwoody at Peeler	50,000	-	50,000	-	-	-	50,000
Citywide Traffic Signal Communications (ITS)	265,000	-	265,000	-	(63,356)	(63,356)	201,644
Chamblee Dunwoody Rd Bicycle & Pedestrian Imprv (Cambridge to VV)	1,650,000	-	1,650,000	(51,977)	(36,963)	(88,940)	1,561,060
Chesnut Elementary Pedestrian Project	-	60,000	60,000	(13,915)	-	(13,915)	46,085
Kingsley Safe Routes to School-retaining walls	-	50,000	50,000	(43,439)	(6,289)	(49,729)	271
Construction Funding Mt. Vernon/Womack Pedestrian Crossing Improvements	-	150,000	150,000	-	-	-	150,000
Chamblee Dunwoody Georgetown Corridor	275,000	150,000	425,000	-	(48,834)	(48,834)	376,166
Watermain Project with DeKalb (will be reimbursed)	-	316,989	316,989	-	(561,304)	(561,304)	(244,315)
Crosswalk replacement with PCID (will be reimbursed)	-	-	-	-	(459,255)	(459,255)	(459,255)
Public Works	21,986,000	561,584	22,547,584	(10,998,561)	(4,266,933)	(15,265,494)	7,282,089
Pernoshal Park	1,025,000	2,225,000	3,250,000	(6,315)	(929,679)	(935,994)	2,314,006
Brook Run Demo COMPLETED 2015	400,000	22,519	422,519	(217,767)	(204,752)	(422,519)	-
Brook Run Park Improvements	150,000	126,722	276,722	(111,114)	(174,444)	(285,559)	(8,837)
Brook Run Trail	572,010	675,179	1,247,189	(1,129,580)	(111,260)	(1,240,840)	6,349
Nancy Creek Greenway	25,000	-	25,000	(17,463)	-	(17,463)	7,538
Dunwoody Gateway Market Installation	150,000	-	150,000	(9,618)	-	(9,618)	140,382
Donaldson Chesnut Facility Stabilization	226,000	-	226,000	-	(19,915)	(19,915)	206,085
Design for Future Parks Trails Projects	25,000	-	25,000	-	-	-	25,000
Brook Run Dog Park Relocation	195,000	-	195,000	(35,268)	(121,121)	(156,389)	38,611
Dunwoody Park Parking Lot Resurfacing	100,000	-	100,000	(82,431)	-	(82,431)	17,569
Windwood Hollow Park Playground Replacement COMPLETED 2014	125,000	65,000	190,000	(190,000)	-	(190,000)	-
Emergency Notification System for Brook Run Park and Dunwoody Park	85,000	-	85,000	(72,012)	(1,003)	(73,015)	11,985
Georgetown Park-Shade Structure	-	75,000	75,000	-	(65,000)	(65,000)	10,000
Georgetown Park-Play Structure	-	25,000	25,000	-	-	-	25,000
Dunwoody Nature Center Parking Lot Resurfacing	100,000	-	100,000	-	-	-	100,000
Dunwoody Park Playground Replacement COMPLETED 2015	225,000	-	225,000	-	(225,000)	(225,000)	-
Constr. Dunwoody Renaissance 5 acre Park	-	3,200,000	3,200,000	-	-	-	3,200,000
Constr. Great Lawn @ Brook Run	-	300,000	300,000	-	-	-	300,000
Parks	3,403,010	6,714,420	10,117,430	(1,871,569)	(1,852,173)	(3,723,742)	6,393,688
GIS Webviewer COMPLETED 2014	75,000	-	75,000	(41,857)	-	(41,857)	33,143
Plotter Purchase	20,000	-	20,000	(6,096)	(2,286)	(8,382)	11,618
GIS Mobile Collection Unit COMPLETED 2014	13,000	-	13,000	(11,510)	-	(11,510)	1,490
Community Development	108,000	-	108,000	(59,463)	(2,286)	(61,749)	46,251
Completed/Abandoned Projects Closed Out	-	144,573	144,573	-	-	-	144,573
Unallocated	-	144,573	144,573	-	-	-	144,573
Total	29,069,578	7,635,913	36,705,491	(14,111,035)	(7,297,428)	(21,408,463)	15,297,027

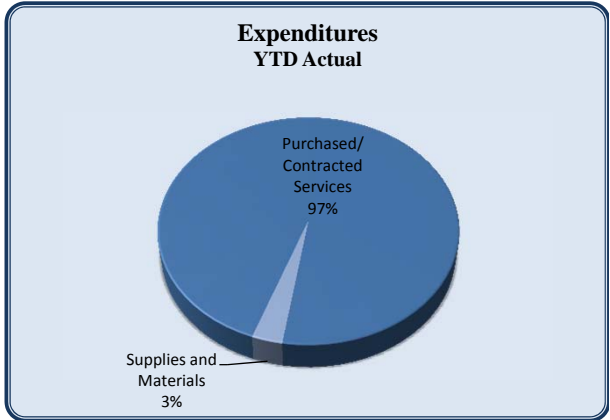
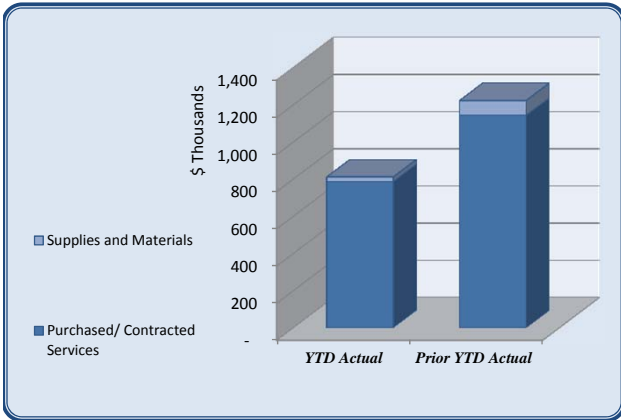
#3.

City of Dunwoody
YTD Statement of Revenues and
Expenses September 30, 2015

<i>Debt Service Fund</i>	Total Annual Budget	YTD Budget	YTD Actual	Variance	Prior YTD Actual	Flux
				(\$ '000)	(% of YTD Budget)	(Difference from Prior Year)
Revenues						
Transfers from General Fund	1,464,367	1,098,275	1,098,275	(0)	100%	1,235,775 137,499
Total Revenues	1,464,367	1,098,275	1,098,275	(0)	100%	1,235,775 137,499
Expenditures						
Lease Principal	-	-	-	-		1,157,044 1,157,044
Lease Interest	-	-	-	-		60,771 60,771
Transfers Out - CU	1,464,088	235,566	1,385,566	(1,150)	588%	17,751 (1,367,815)
Total Expenditures	1,464,088	235,566	1,385,566	(1,150)	588%	1,235,566 (150,000)
Total Revenues over/(under) Expenditures	279	862,709	(287,290)	(1,150)	-33%	209 287,499

City of Dunwoody
YTD Statement of Revenues and
Expenses September 30, 2015

<i>Stormwater fund</i>	Total Annual Budget	YTD Budget	YTD Actual	Variance (\$ '000)		Prior YTD Actual	Flux (Difference from Prior Year)
					(% of YTD Budget)		
Revenues							
Stormwater Utility Charges	1,851,622	750,000	779,440	29	104%	1,023,992	244,552
Interest Revenue	800	600	482	(0)	80%	930	448
Residual Equity Transfer In	269,078	269,078	269,078	-	100%	-	(269,078)
Total Revenues	2,121,500	1,019,678	1,049,000	29	103%	1,024,922	(24,078)
Expenditures							
Official/Admin Svcs	120,000	90,000	74,999	15	83%	90,000	15,002
Professional Services-Stormwater	160,000	120,000	76,053	44	63%	5,207	(70,846)
Repairs & Maintenance	1,785,000	1,635,000	630,268	1,005	37%	1,047,245	416,977
Rep & Maint-Riprap Program	5,000	3,750	4,186	(0)	112%	-	(4,186)
Printing & Binding	500	375	5	0	1%	-	(5)
Dues & Fees	500	375	500	(0)	133%	431	(69)
Purchased/ Contracted Services	2,071,000	1,849,500	786,010	1,063	42%	1,142,883	356,873
Supplies	50,000	37,500	24,442	13	65%	79,272	54,830
Books & Periodicals	500	375	-	0	0%	-	-
Supplies and Materials	50,500	37,875	24,442	13	65%	79,272	54,830
Total Expenditures	2,121,500	1,887,375	810,453	1,077	43%	1,222,155	411,703
Total Revenues over/(under) Expenditures	-	(867,697)	238,548	1,106	-27%	(197,233)	(435,781)



Convention Visitors' Bureau of Dunwoody
Monthly Statement of Revenues and Expenses
September 30, 2015

CVB of Dunwoody	Total Annual		Variance		Prior YTD Actual
	Budget	YTD Budget	YTD Actual	(% of YTD Budget)	
Fund Balance	-	-	-		
Revenues					
Interest Revenue	1,152	864	368	43%	877
Rental Revenue	8,442	6,332	5,754	91%	-
Other Revenue	-	-	-		-
Tax Revenue	1,033,449	775,087	794,902	103%	753,003
Residual Equity Transfer (Promotional Reserve)	20,000	15,000	5,000	33%	-
Total Revenues	1,043,043	782,282	801,025	102%	753,880
Expenditures					
<i>Employees/Personnel</i>					
Salaries	288,757	202,285	201,955	100%	167,948
Benefits	35,554	25,938	22,668	87%	13,841
Payroll Taxes	28,876	20,227	15,376	76%	13,692
Unemployment	-	-	-		(810)
Medic	-	-	-		-
<i>Total Employees/Personnel Expenditures</i>	<i>353,187</i>	<i>248,450</i>	<i>239,998</i>	<i>97%</i>	<i>194,671</i>
<i>Administrative</i>					
Depreciation Expense	-	-	-		-
Legal & Professional Fees	18,140	15,030	14,791	98%	9,414
Rent	44,047	32,925	38,038	116%	31,139
Employee Development	6,320	5,820	5,798	100%	4,208
Equipment Lease	1,920	1,395	1,835	132%	1,174
IT Support	6,960	5,220	7,495	144%	4,921
Insurance	3,900	700	892	127%	1,507
Postage/Courier/Ovenight Mail	-	-	1,335		798
Telephone/Internet	8,400	6,300	5,256	83%	5,031
Licenses & Fees	3,050	2,300	39	2%	7,190
Miscellaneous	1,200	900	442	49%	633
Office Expense	2,400	1,800	9,115	506%	2,362
Vehicle Expenses	-	-	-		-
Meals & Meeting Expenses	3,600	2,700	1,665	62%	2,334
Travel	7,200	5,400	2,918	54%	3,637
Small Equipment	2,000	2,000	9,803	490%	8,718
Furniture & Fixtures	10,000	10,000	-	0%	-
<i>Total Administrative Expenditures</i>	<i>119,137</i>	<i>92,490</i>	<i>99,420</i>	<i>107%</i>	<i>83,065</i>
<i>Marketing</i>					
Research	40,000	40,000	40,154	100%	6,800
Graphic Design	30,800	23,100	22,958	99%	21,050
Public Relations	12,000	9,000	13,551	151%	8,450
Website Management	72,579	71,079	58,645	83%	12,589
Website Marketing	59,000	45,500	31,042	68%	36,450
Advertising - Print	96,000	72,000	77,210	107%	40,218
Advertising - Digital	78,000	58,500	27,891	48%	82,280
Printing	23,800	22,600	8,732	39%	17,372
Postage/Courier/Ovenight Mail	2,400	1,800	9	1%	134
Dues & Subscriptions	9,483	1,156	20,029	1733%	2,480
Memberships	12,259	12,259	6,563	54%	10,975
Customer Relationship Management Tool	13,500	-	-		-
Photography	9,000	6,000	4,351	73%	1,300
Miscellaneous	1,800	1,350	83	6%	801
<i>Total Marketing Expenditures</i>	<i>460,621</i>	<i>364,344</i>	<i>311,217</i>	<i>85%</i>	<i>240,899</i>
<i>Promotional</i>					
Community Development	-	-	-		16,099
Conventions and Trade Shows	20,569	17,819	24,529	138%	14,204
Event Hosting & Site Visits	24,500	21,500	7,666	36%	(146)
Sponsorships	-	-	9,600		13,000
Group Sales Show Sponsorships	33,500	24,500	-	0%	-
Meals and Business Development	3,600	2,700	4,306	159%	1,587
Meeting Bids and Incentives	10,000	7,500	-	0%	3,000
Promotions	24,800	17,850	21,269	119%	27,190
Travel	13,200	9,900	10,071	102%	10,857
Promotional Materials	12,000	9,000	18,393	204%	11,700
<i>Total Promotional Expenditures</i>	<i>142,169</i>	<i>110,769</i>	<i>95,835</i>	<i>87%</i>	<i>97,490</i>
Total Expenditures	1,075,114	816,053	746,470	91%	616,125
Total Revenues over/(under) Expenditures	(32,071)	(33,771)	54,554		137,756

VENDOR I.D.	NAME	STATUS	CHECK DATE	AMOUNT	DISCOUNT	CHECK NO	CHECK STATUS	CHECK AMOUNT
1	RUIZ, LINDSEY M	VOIDED						
	C-CHECK	RUIZ, LINDSEY M	VOIDED V	9/04/2015		203333		380.00CR
1	Yin, Kevin Chi Yen	VOIDED						
	C-CHECK	Yin, Kevin Chi Yen	VOIDED V	9/04/2015		203341		350.00CR

* * T O T A L S * *	NO	INVOICE AMOUNT	DISCOUNTS	CHECK AMOUNT
REGULAR CHECKS:	0	0.00	0.00	0.00
HAND CHECKS:	0	0.00	0.00	0.00
DRAFTS:	0	0.00	0.00	0.00
EFT:	0	0.00	0.00	0.00
NON CHECKS:	0	0.00	0.00	0.00
VOID CHECKS:	2 VOID DEBITS	0.00		
	VOID CREDITS	730.00CR	730.00CR	0.00

TOTAL ERRORS: 0

VENDOR SET: 01 BANK: *	TOTALS:	NO	INVOICE AMOUNT	DISCOUNTS	CHECK AMOUNT
		2	730.00CR	0.00	0.00
BANK: *	TOTALS:	2	730.00CR	0.00	0.00

VEN#3. ET: 01 City of Dunwoody, GA
 BANK. 01 Suntrust Concentration
 DATE RANGE: 9/01/2015 THRU 9/30/2015

VENDOR I.D.	NAME	STATUS	CHECK DATE	AMOUNT	DISCOUNT	CHECK NO	CHECK STATUS	CHECK AMOUNT
001145	ETS Corporation							
I-August 2015	ETS Corporation	D	9/01/2015			000000		
100 1516.523900.00	Merchant Services	ETS Corporation		1,596.00				1,596.00
001615	PNC Bank, N. A.							
I-Oct 2015	PNC Bank, N. A.	D	9/11/2015			000000		
405 8000.581200.01	Lease Principal	PNC Bank, N. A.		14,650.47				
405 8000.582200.01	Lease Interest	PNC Bank, N. A.		2,492.97				17,143.44
001615	PNC Bank, N. A.							
I-October 2015	PNC Bank, N. A.	D	9/18/2015			000002		
405 8000.581200.01	Lease Principal	PNC Bank, N. A.		6,440.18				
405 8000.582200.01	Lease Interest	PNC Bank, N. A.		2,590.34				9,030.52

* * T O T A L S * *	NO	INVOICE AMOUNT	DISCOUNTS	CHECK AMOUNT
REGULAR CHECKS:	0	0.00	0.00	0.00
HAND CHECKS:	0	0.00	0.00	0.00
DRAFTS:	3	27,769.96	0.00	27,769.96
EFT:	0	0.00	0.00	0.00
NON CHECKS:	0	0.00	0.00	0.00
VOID CHECKS:	0	VOID DEBITS 0.00		
		VOID CREDITS 0.00	0.00	0.00

TOTAL ERRORS: 0

** G/L ACCOUNT TOTALS **

G/L ACCOUNT	NAME	AMOUNT
100 1516.523900.00	Merchant Services	1,596.00
	*** FUND TOTAL ***	1,596.00
405 8000.581200.01	Lease Principal	21,090.65
405 8000.582200.01	Lease Interest	5,083.31
	*** FUND TOTAL ***	26,173.96

VENDOR SET: 01	BANK: 01	TOTALS:	NO	INVOICE AMOUNT	DISCOUNTS	CHECK AMOUNT
			3	27,769.96	0.00	27,769.96
BANK: 01	TOTALS:		3	27,769.96	0.00	27,769.96

VENDOR SET: 01 City of Dunwoody, GA
 BANK: 03 Suntrust Disbursement Acc
 DATE RANGE: 9/01/2015 THRU 9/30/2015

#3.

VENDOR I.D.	NAME	STATUS	CHECK DATE	AMOUNT	DISCOUNT	CHECK NO	CHECK STATUS	CHECK AMOUNT
000022	ADP							
I-460548196	ADP	D	9/11/2015			000000		
100 1512.521200.00	Professional Services	ADP		541.58				541.58
000022	ADP							
I-461349892	ADP	D	9/25/2015			000000		
100 1512.521200.00	Professional Services	ADP		582.02				582.02
000025	Clark Patterson Lee							
I-57	Clark Patterson Lee	D	9/28/2015			000000		
100 7000.521100.01	Official/Admin Svcs	Clark Patterson Lee		132,250.00				132,250.00
000029	Lowe Engineers, LLC							
I-15679	Lowe Engineers, LLC	D	9/30/2015			000000		
100 4100.521100.01	Official/Admin Svcs	Lowe Engineers, LLC		18,750.00				
100 6200.521100.01	Official/Admin Svcs	Lowe Engineers, LLC		16,900.00				
560 4320.521100.01	Official/Admin Svcs	Lowe Engineers, LLC		8,333.17				
I-15684	Lowe Engineers, LLC	D	9/30/2015			000000		
350 4200.522200.00	Repairs & Maintenance	Lowe Engineers, LLC		9,151.20				
350 4200.541400.00	Infrastructure	Lowe Engineers, LLC		4,687.20				
350 6200.521200.00	Professional Services	Lowe Engineers, LLC		2,232.00				
560 4320.521200.09	Prof Svcs-Stormwater	Lowe Engineers, LLC		1,674.00				
I-15686	Lowe Engineers, LLC	D	9/30/2015			000000		
350 4200.522200.00	Repairs & Maintenance	Lowe Engineers, LLC		5,475.00				
I-15687	Lowe Engineers, LLC	D	9/30/2015			000000		
350 6200.521200.00	Professional Services	Lowe Engineers, LLC		150.00				
I-15688	Lowe Engineers, LLC	D	9/30/2015			000000		
560 4320.521200.09	Prof Svcs-Stormwater	Lowe Engineers, LLC		7,800.00				75,152.57
000073	JAT Consulting Services, Inc							
I-44	JAT Consulting Services, Inc	D	9/01/2015			000000		
100 1511.521100.01	Official/Admin Svcs	JAT Consulting Servi		104,652.39				104,652.39
000094	WEX BANK							
I-42244912	WEX BANK	D	9/06/2015			000000		
100 3200.531270.00	Gasoline	WEX BANK		1,521.61				1,521.61
000094	WEX BANK							
I-42389359	WEX BANK	D	9/23/2015			000000		
100 3200.531270.00	Gasoline	WEX BANK		12,903.55				12,903.55
000137	Medcom Services, Inc							
I-9/12/2015	Medcom Services, Inc	D	9/12/2015			000000		
100 0000.121300.16	Flex Spending Ded Payable	Medcom Services, Inc		273.00				273.00

EVENT: 01 City of Dunwoody, GA
 #3. BANK. 03 Suntrust Disbursement Acc

DATE RANGE: 9/01/2015 THRU 9/30/2015

VENDOR I.D.	NAME	STATUS	CHECK DATE	AMOUNT	DISCOUNT	CHECK NO	CHECK STATUS	CHECK AMOUNT
000137	Medcom Services, Inc							
I-09/19/2015	Medcom Services, Inc	D	9/19/2015			000000		
100 0000.121300.16	Flex Spending Ded Payable	Medcom Services, Inc		1,071.42				1,071.42
000271	Georgia Bureau of Investigatio							
I-273-255514	Georgia Bureau of Investigatio	D	9/01/2015			000000		
100 3200.521300.00	Technical Svcs	Georgia Bureau of In		127.50				127.50
001421	Chattahoochee River 911 Author							
I-October 2015	Chattahoochee River 911 Author	D	9/21/2015			000000		
215 3800.571000.00	Intergovernmental-E911	Chattahoochee River		93,750.00				93,750.00
001480	Interdev, LLC							
I-1004707	Interdev, LLC	D	9/30/2015			000000		
100 1535.521100.01	Official/Admin Svcs	Interdev, LLC		38,173.50				38,173.50
001551	Jacobs							
I-EEXF9503-092515	Jacobs	D	9/25/2015			000000		
100 1570.521100.01	Official/Admin Svcs	Jacobs		24,218.88				24,218.88
000137	Medcom Services, Inc							
I-9/5/2015	Medcom Services, Inc	D	9/05/2015			000002		
100 0000.121300.16	Flex Spending Ded Payable	Medcom Services, Inc		504.71				504.71
000137	Medcom Services, Inc							
I-9/26/2015	Medcom Services, Inc	D	9/26/2015			000002		
100 0000.121300.16	Flex Spending Ded Payable	Medcom Services, Inc		555.24				555.24
000008	CIT Technology Fin Serv Inc							
I-27370214	CIT Technology Fin Serv Inc	R	9/04/2015			019974		
100 1565.522300.00	Rentals	CIT Technology Fin S		733.00				733.00
000037	Ga Assn of Chiefs of Police							
I-7311	Ga Assn of Chiefs of Police	R	9/04/2015			019975		
100 3200.521300.00	Technical Svcs	Ga Assn of Chiefs of		9,200.00				9,200.00
000074	Standard Insurance							
I-September 2015	Standard Insurance	R	9/04/2015			019976		
100 1320.512100.00	Group Insurance	Standard Insurance		317.75				
100 1330.512100.00	Group Insurance	Standard Insurance		106.99				
100 1511.512100.00	Group Insurance	Standard Insurance		162.68				
100 2650.512100.00	Group Insurance	Standard Insurance		108.66				
100 3200.512100.00	Group Insurance	Standard Insurance		4,149.66				
100 4100.512100.00	Group Insurance	Standard Insurance		136.34				4,982.08

VENDOR SET: 01 City of Dunwoody, GA
 BANK: 03 Suntrust Disbursement Acc
 DATE RANGE: 9/01/2015 THRU 9/30/2015

#3.

VENDOR I.D.	NAME	STATUS	CHECK DATE	AMOUNT	DISCOUNT	CHECK NO	CHECK STATUS	CHECK AMOUNT
000088	Dekalb County Tax Commissioner							
I-18 344 01 003/2015	Dekalb County Tax Commissioner	R	9/04/2015			019977		
100 6200.531230.00	Utilities	Dekalb County Tax Co		2,871.00				2,871.00
000088	Dekalb County Tax Commissioner							
I-18 344 01 007/2015	Dekalb County Tax Commissioner	R	9/04/2015			019978		
100 6200.531230.00	Utilities	Dekalb County Tax Co		1,223.98				1,223.98
000088	Dekalb County Tax Commissioner							
I-18 344 01 010/2015	Dekalb County Tax Commissioner	R	9/04/2015			019979		
100 6200.531230.00	Utilities	Dekalb County Tax Co		16,268.84				16,268.84
000088	Dekalb County Tax Commissioner							
I-18 353 03 066/2015	Dekalb County Tax Commissioner	R	9/04/2015			019980		
100 6200.531230.00	Utilities	Dekalb County Tax Co		5,044.96				5,044.96
000149	AT&T							
I-199452	AT&T	R	9/04/2015			019981		
100 3200.521300.00	Technical Svcs	AT&T		200.00				200.00
000156	Powell, Hugh R							
I-2029	Powell, Hugh R	R	9/04/2015			019982		
100 2650.521200.00	Prof Svcs	Powell, Hugh R		900.00				
100 2650.523600.00	Dues & Fees	Powell, Hugh R		50.00				950.00
000163	Metro Materials Inc.							
I-40684	Metro Materials Inc.	R	9/04/2015			019983		
100 4200.531100.00	Supplies	Metro Materials Inc.		131.85				131.85
000165	Vulcan Materials Company							
I-21212022935	Vulcan Materials Company	R	9/04/2015			019984		
560 4320.531100.00	Supplies	Vulcan Materials Com		401.25				
I-21212023130	Vulcan Materials Company	R	9/04/2015			019984		
560 4320.531100.00	Supplies	Vulcan Materials Com		320.00				
I-21212023187	Vulcan Materials Company	R	9/04/2015			019984		
100 4200.531100.00	Supplies	Vulcan Materials Com		269.50				
I-21212023500	Vulcan Materials Company	R	9/04/2015			019984		
560 4320.531100.00	Supplies	Vulcan Materials Com		321.75				
I-21212023539	Vulcan Materials Company	R	9/04/2015			019984		
560 4320.531100.00	Supplies	Vulcan Materials Com		349.00				1,661.50
000196	Georgia Management Agency, Inc							
I-59045	Georgia Management Agency, Inc	R	9/04/2015			019985		
100 4200.522200.02	R&M - Street Maintenance	Georgia Management A		11,903.09				11,903.09

EVENT: 01 City of Dunwoody, GA
#3. BANK. 03 Suntrust Disbursement Acc
DATE RANGE: 9/01/2015 THRU 9/30/2015

VENDOR I.D.	NAME	STATUS	CHECK DATE	AMOUNT	DISCOUNT	CHECK NO	CHECK STATUS	CHECK AMOUNT
000206	Georgia Power							
I-05318-67204/Aug 15	Georgia Power	R	9/04/2015			019986		
100 4100.531230.00	Electricity	Georgia Power		801.09				801.09
000206	Georgia Power							
I-09153-15043/Aug15	Georgia Power	R	9/04/2015			019987		
100 6200.531230.00	Utilities	Georgia Power		24.51				24.51
000206	Georgia Power							
I-10230-32056/Aug15	Georgia Power	R	9/04/2015			019988		
100 6200.531230.00	Utilities	Georgia Power		24.30				24.30
000206	Georgia Power							
I-12030-46085/Aug15	Georgia Power	R	9/04/2015			019989		
100 6200.531230.00	Utilities	Georgia Power		24.30				24.30
000206	Georgia Power							
I-15158-51225/Aug15	Georgia Power	R	9/04/2015			019990		
100 6200.531230.00	Utilities	Georgia Power		503.39				503.39
000206	Georgia Power							
I-24953-72008/Aug15	Georgia Power	R	9/04/2015			019991		
100 6200.531230.00	Utilities	Georgia Power		92.36				92.36
000206	Georgia Power							
I-26354-99019/Aug15	Georgia Power	R	9/04/2015			019992		
100 6200.531230.00	Utilities	Georgia Power		24.30				24.30
000211	GIRMA							
I-231153	GIRMA	R	9/04/2015			019993		
100 6200.523100.01	Claims	GIRMA		1,000.00				1,000.00
000249	Municipal Code Corporation							
I-00259362	Municipal Code Corporation	R	9/04/2015			019994		
100 1330.521200.00	Prof Svcs	Municipal Code Corpo		2,066.51				2,066.51
000269	DeKalb County Georgia							
I-6305611/Aug2015	DeKalb County Georgia	R	9/04/2015			019995		
100 6200.531230.00	Utilities	DeKalb County Georgi		64.94				
I-6305655/Aug2015	DeKalb County Georgia	R	9/04/2015			019995		
100 6200.531230.00	Utilities	DeKalb County Georgi		76.32				
I-6305677/Aug2015	DeKalb County Georgia	R	9/04/2015			019995		
100 6200.531230.00	Utilities	DeKalb County Georgi		413.03				
I-6305688/Aug2015	DeKalb County Georgia	R	9/04/2015			019995		
100 6200.531230.00	Utilities	DeKalb County Georgi		12.98				
I-6563314/Aug2015	DeKalb County Georgia	R	9/04/2015			019995		
100 6200.531230.00	Utilities	DeKalb County Georgi		46.37				613.64

VENDOR SET: 01 City of Dunwoody, GA
 BANK: 03 Suntrust Disbursement Acc
 DATE RANGE: 9/01/2015 THRU 9/30/2015

#3.

VENDOR I.D.	NAME	STATUS	CHECK DATE	AMOUNT	DISCOUNT	CHECK NO	CHECK STATUS	CHECK AMOUNT
001009	Kimley-Horn and Associates, In							
I-6938260	Kimley-Horn and Associates, In	R	9/04/2015			019996		
350 4200.541400.00	Infrastructure		Kimley-Horn and Asso	5,203.86				5,203.86
001026	Guardian - Appleton							
I-September 2015	Guardian - Appleton	R	9/04/2015			019997		
100 1110.512100.00	Group Insurance		Guardian - Appleton	330.62				
100 1320.512100.00	Group Insurance		Guardian - Appleton	224.75				
100 1330.512100.00	Group Insurance		Guardian - Appleton	71.67				
100 1511.512100.00	Group Insurance		Guardian - Appleton	131.09				
100 2650.512100.00	Group Insurance		Guardian - Appleton	127.88				
100 3200.512100.00	Group Insurance		Guardian - Appleton	5,110.11				
100 4100.512100.00	Group Insurance		Guardian - Appleton	131.09				6,127.21
001221	CSU Command College							
I-Barnes-Legal Issue	CSU Command College	R	9/04/2015			019998		
100 3200.523700.00	Education & Training		CSU Command College	1,000.00				1,000.00
001275	LMI Systems, Inc							
I-1061247	LMI Systems, Inc	R	9/04/2015			019999		
100 6200.522200.06	R&M-Parks		LMI Systems, Inc	1,294.70				
I-1061248	LMI Systems, Inc	R	9/04/2015			019999		
100 6200.522200.06	R&M-Parks		LMI Systems, Inc	236.43				1,531.13
001277	Allied Paving Contractors, Inc							
I-6798	Allied Paving Contractors, Inc	R	9/04/2015			020000		
350 4200.522200.00	Repairs & Maintenance		Allied Paving Contra	313,249.05				
250 4001.522200.15	LMIG - Repairs & Maintenance		Allied Paving Contra	298,797.35				612,046.40
001333	E. Harriman Construction, Inc.							
I-0819-15	E. Harriman Construction, Inc.	R	9/04/2015			020001		
350 6200.541200.00	Site improvements		E. Harriman Construc	3,364.00				
350 6200.522200.00	Repairs & Maintenance		E. Harriman Construc	13,993.00				
100 4100.523100.01	Claims		E. Harriman Construc	3,990.00				21,347.00
001415	Rite Way							
I-373508	Rite Way	R	9/04/2015			020002		
100 6200.522200.06	R&M-Parks		Rite Way	1,621.32				1,621.32
001434	Michael M. Hawkins							
I-June-Aug 2015	Michael M. Hawkins	R	9/04/2015			020003		
100 2650.521200.00	Prof Svcs		Michael M. Hawkins	2,000.00				
100 2650.523600.00	Dues & Fees		Michael M. Hawkins	50.00				
100 2650.523600.00	Dues & Fees		Michael M. Hawkins	325.00				2,375.00

VEN#3. ET: 01 City of Dunwoody, GA
BANK. 03 Suntrust Disbursement Acc
DATE RANGE: 9/01/2015 THRU 9/30/2015

VENDOR I.D.	NAME	STATUS	CHECK DATE	AMOUNT	DISCOUNT	CHECK NO	CHECK STATUS	CHECK AMOUNT
001443	Arborgaurd							
I-Iatl72085	Arborgaurd	R	9/04/2015			020004		
560 4320.522200.00	Repairs & Maintenance	Arborgaurd		490.00				490.00
001444	Kenneth Wickham							
I-8/20/2015	Kenneth Wickham	R	9/04/2015			020005		
100 2650.521200.00	Prof Svcs	Kenneth Wickham		400.00				400.00
001477	Gresham, Smith and Partners							
I-0687474	Gresham, Smith and Partners	R	9/04/2015			020006		
350 4100.521200.00	Professional Service	Gresham, Smith and P		13,611.70				13,611.70
001484	URS Corporation							
I-37614147	URS Corporation	R	9/04/2015			020007		
350 4200.541400.00	Infrastructure	URS Corporation		2,100.00				
250 4002.541400.14	TAP-Infrastructure	URS Corporation		8,400.00				10,500.00
001528	GRT Systems Inc dba N American							
I-110818	GRT Systems Inc dba N American	R	9/04/2015			020008		
100 6200.522200.06	R&M-Parks	GRT Systems Inc dba		100.00				100.00
001549	Gas South, LLC							
I-September 2015	Gas South, LLC	R	9/04/2015			020009		
100 6200.531230.00	Utilities	Gas South, LLC		461.14				461.14
001565	Georgia Development Partners,							
I-WQ-066 #1	McCLAREN DIRT	R	9/04/2015			020010		
560 4320.522200.00	Repairs & Maintenance	McCLAREN DIRT		4,532.60				4,532.60
001587	SouthernLINC Wireless							
I-4262	SouthernLINC Wireless	R	9/04/2015			020011		
215 3800.523200.00	Communications	SouthernLINC Wireles		1.35				1.35
001605	Planners & Engineers Collabora							
I-34058	Planners & Engineers Collabora	R	9/04/2015			020012		
560 4320.522200.00	Repairs & Maintenance	Planners & Engineers		1,675.00				1,675.00
001641	Dewberry Consultants LLC							
I-1198973	N. Peachtree culvert	R	9/04/2015			020013		
560 4320.522200.00	Repairs & Maintenance	N. Peachtree culvert		1,350.00				1,350.00
001656	De Lage Landen							
I-46938164	De Lage Landen	R	9/04/2015			020014		
100 3200.522300.00	Rentals	De Lage Landen		304.00				
I-46964860	De Lage Landen	R	9/04/2015			020014		
100 3200.522300.00	Rentals	De Lage Landen		385.27				689.27

VENDOR SET: 01 City of Dunwoody, GA
 BANK: 03 Suntrust Disbursement Acc
 DATE RANGE: 9/01/2015 THRU 9/30/2015

#3.

VENDOR I.D.	NAME	STATUS	CHECK DATE	AMOUNT	DISCOUNT	CHECK NO	CHECK STATUS	CHECK AMOUNT
001690	Oldcastle Precast Inc.							
I-410131304	Oldcastle Precast Inc.	R	9/04/2015			020015		
560 4320.531100.00	Supplies	Oldcastle Precast In		646.45				646.45
001719	Perimeter Community Improvemen							
I-PCID 10853 (15)	Perimeter Community Improvemen	R	9/04/2015			020016		
250 4002.522200.12	Repairs & Maintenance - PTO	Perimeter Community		33,645.22				
I-PCID 12855 (2)	Perimeter Community Improvemen	R	9/04/2015			020016		
250 4002.522200.12	Repairs & Maintenance - PTO	Perimeter Community		59,220.57				92,865.79
001750	Riley McLendon, LLC II							
I-Parcel 5	Riley McLendon, LLC II	R	9/04/2015			020017		
350 4200.541400.00	Infrastructure	Riley McLendon, LLC		500.00				500.00
001766	Office Furniture Expo							
I-182404	Office Furniture Expo	R	9/04/2015			020018		
100 3200.531600.00	Small Equipment	Office Furniture Exp		131.00				131.00
001820	Sharon Dickson, LLC							
I-August 2015	Sharon Dickson, LLC	R	9/04/2015			020019		
100 2650.521200.00	Prof Svcs	Sharon Dickson, LLC		800.00				800.00
001825	Randstad US LP							
I-R18222729	Randstad US LP	R	9/04/2015			020020		
100 2650.521300.00	Technical Svcs	Randstad US LP		493.16				493.16
001834	Pyramid Printing, Inc. dba Mou							
I-38501	Pyramid Printing, Inc. dba Mou	R	9/04/2015			020021		
100 1570.523400.00	Printing and Binding	Pyramid Printing, In		7,584.00				7,584.00
001882	Moreland Altobelli Associates,							
I-1	Moreland Altobelli Associates,	R	9/04/2015			020022		
560 4320.521200.09	Prof Svcs-Stormwater	Moreland Altobelli A		700.00				700.00
001885	Baldwin Paving Company, Inc.							
I-Pay App 1	Baldwin Paving Company, Inc.	R	9/04/2015			020023		
350 4200.522200.00	Repairs & Maintenance	Baldwin Paving Compa		243,834.00				243,834.00
001888	GS Construction, Inc.							
I-Pay App 4 Water	GS Construction, Inc.	R	9/04/2015			020024		
350 4200.541400.00	Infrastructure	GS Construction, Inc		151,513.20				
I-Pay App 5 Water	GS Construction, Inc.	R	9/04/2015			020024		
350 4200.541400.00	Infrastructure	GS Construction, Inc		92,802.15				244,315.35

EVENT #3: ET: 01 City of Dunwoody, GA
 BANK: 03 Suntrust Disbursement Acc
 DATE RANGE: 9/01/2015 THRU 9/30/2015

VENDOR I.D.	NAME	STATUS	CHECK DATE	AMOUNT	DISCOUNT	CHECK NO	CHECK STATUS	CHECK AMOUNT
001889	Carr, Rahn & Associates, Inc.							
I-10858.00R	Carr, Rahn & Associates, Inc.	R	9/04/2015			020025		
350 4200.541400.00	Infrastructure		Carr, Rahn & Associa	1,800.00				1,800.00
001901	North Metro Waste, Inc.							
I-624065	North Metro Waste, Inc.	R	9/04/2015			020026		
100 4200.522200.02	R&M - Street Maintenance		North Metro Waste, I	2,665.84				
I-624111	North Metro Waste, Inc.	R	9/04/2015			020026		
100 4200.522200.02	R&M - Street Maintenance		North Metro Waste, I	450.50				3,116.34
001908	CCR Environmental, Inc.							
I-3711	CCR Environmental, Inc.	R	9/04/2015			020027		
560 4320.521200.09	Prof Svcs-Stormwater		CCR Environmental, I	410.83				410.83
001917	Reliable Traffic Data Services							
I-3692	Reliable Traffic Data Services	R	9/04/2015			020028		
350 4200.541400.00	Infrastructure		Reliable Traffic Dat	700.00				700.00
1	Alan Mothner							
I-2015 Butterfly Fes	Alan Mothner:	R	9/04/2015			020029		
100 0000.127103.00	Special Event Sign Dep PayableAlan Mothner:			250.00				250.00
1	Rhonda Lewis							
I-Alcohol. Refund	Rhonda Lewis:	R	9/04/2015			020030		
100 0000.347900.00	Pavilion Rentals		Rhonda Lewis:	200.00				200.00
1	Ellen Lindeman							
I-Lekotek Run Sign	Ellen Lindeman:	R	9/04/2015			020031		
100 0000.127103.00	Special Event Sign Dep PayableEllen Lindeman:			100.00				100.00
1	Rebecca Keefer							
I-PCID Parking	Rebecca Keefer:	R	9/04/2015			020032		
100 7000.523500.00	Travel		Rebecca Keefer:	3.00				3.00
1	Rebecca Keefer							
I-R. Keefer (2)	Rebecca Keefer:	R	9/04/2015			020033		
100 7000.523700.00	Education & Training		Rebecca Keefer:	10.00				10.00
1	Connie Morelle							
I-Sustainability Mtg	Connie Morelle:	R	9/04/2015			020034		
100 7000.531300.00	Food		Connie Morelle:	54.04				54.04
000149	AT&T							
I-Sept 2015	AT&T	R	9/04/2015			020035		
100 1535.523200.00	Communications		AT&T	132.29				132.29

VENDOR SET: 01 City of Dunwoody, GA
 BANK: 03 Suntrust Disbursement Acc
 DATE RANGE: 9/01/2015 THRU 9/30/2015

#3.

VENDOR I.D.	NAME	STATUS	CHECK DATE	AMOUNT	DISCOUNT	CHECK NO	CHECK STATUS	CHECK AMOUNT
000021	Employment Screening Services							
I-264303	Employment Screening Services	R	9/18/2015			020036		
100 1540.521300.00	Technical Services		Employment Screening	362.15				362.15
000061	Blue Cross Blue Shield							
I-000634868G	Blue Cross Blue Shield	R	9/18/2015			020037		
100 1110.512100.00	Group Insurance		Blue Cross Blue Shie	3,847.73				
100 1320.512100.00	Group Insurance		Blue Cross Blue Shie	2,558.44				
100 1330.512100.00	Group Insurance		Blue Cross Blue Shie	1,074.54				
100 1511.512100.00	Group Insurance		Blue Cross Blue Shie	1,560.65				
100 1540.512100.00	Group Insurance		Blue Cross Blue Shie	1,074.54				
100 2650.512100.00	Group Insurance		Blue Cross Blue Shie	1,562.50				
100 3200.512100.00	Group Insurance		Blue Cross Blue Shie	62,766.69				
100 4100.512100.00	Group Insurance		Blue Cross Blue Shie	1,560.65				76,005.74
000088	Dekalb County Tax Commissioner							
I-18 344 03 003/SW15	Dekalb County Tax Commissioner	R	9/18/2015			020038		
100 6200.531230.00	Utilities		Dekalb County Tax Co	675.93				675.93
000088	Dekalb County Tax Commissioner							
I-1834401009/2015	Dekalb County Tax Commissioner	R	9/18/2015			020039		
100 6200.531230.00	Utilities		Dekalb County Tax Co	1,959.38				1,959.38
000088	Dekalb County Tax Commissioner							
I-1834501295/2015	Dekalb County Tax Commissioner	R	9/18/2015			020040		
100 7500.531230.00	Utilities		Dekalb County Tax Co	1,370.80				1,370.80
000088	Dekalb County Tax Commissioner							
I-1834501296/2015	Dekalb County Tax Commissioner	R	9/18/2015			020041		
100 7500.531230.00	Utilities		Dekalb County Tax Co	1,370.80				1,370.80
000088	Dekalb County Tax Commissioner							
I-1834501297/2015	Dekalb County Tax Commissioner	R	9/18/2015			020042		
100 7500.531230.00	Utilities		Dekalb County Tax Co	1,370.80				1,370.80
000088	Dekalb County Tax Commissioner							
I-1834501298/2015	Dekalb County Tax Commissioner	R	9/18/2015			020043		
100 7500.531230.00	Utilities		Dekalb County Tax Co	1,370.80				1,370.80
000088	Dekalb County Tax Commissioner							
I-1834501299/2015	Dekalb County Tax Commissioner	R	9/18/2015			020044		
100 7500.531230.00	Utilities		Dekalb County Tax Co	1,370.80				1,370.80

VENDOR #3: ET: 01 City of Dunwoody, GA
BANK: 03 Suntrust Disbursement Acc

DATE RANGE: 9/01/2015 THRU 9/30/2015

VENDOR I.D.	NAME	STATUS	CHECK DATE	AMOUNT	DISCOUNT	CHECK NO	CHECK STATUS	CHECK AMOUNT
000088	Dekalb County Tax Commissioner							
I-1834501300/2015	Dekalb County Tax Commissioner	R	9/18/2015			020045		
100 7500.531230.00	Utilities		Dekalb County Tax Co	1,370.80				1,370.80
000088	Dekalb County Tax Commissioner							
I-1834501301/2015	Dekalb County Tax Commissioner	R	9/18/2015			020046		
100 7500.531230.00	Utilities		Dekalb County Tax Co	1,370.80				1,370.80
000088	Dekalb County Tax Commissioner							
I-1834501302/2015	Dekalb County Tax Commissioner	R	9/18/2015			020047		
100 7500.531230.00	Utilities		Dekalb County Tax Co	1,370.80				1,370.80
000088	Dekalb County Tax Commissioner							
I-1834501303/2015	Dekalb County Tax Commissioner	R	9/18/2015			020048		
100 7500.531230.00	Utilities		Dekalb County Tax Co	1,370.80				1,370.80
000088	Dekalb County Tax Commissioner							
I-1834501306/2015	Dekalb County Tax Commissioner	R	9/18/2015			020049		
100 7500.531230.00	Utilities		Dekalb County Tax Co	1,370.80				1,370.80
000088	Dekalb County Tax Commissioner							
I-1834501307/2015	Dekalb County Tax Commissioner	R	9/18/2015			020050		
100 7500.531230.00	Utilities		Dekalb County Tax Co	1,370.80				1,370.80
000088	Dekalb County Tax Commissioner							
I-1834501308/2015	Dekalb County Tax Commissioner	R	9/18/2015			020051		
100 7500.531230.00	Utilities		Dekalb County Tax Co	1,370.80				1,370.80
000088	Dekalb County Tax Commissioner							
I-1834501309/2015	Dekalb County Tax Commissioner	R	9/18/2015			020052		
100 7500.531230.00	Utilities		Dekalb County Tax Co	1,370.80				1,370.80
000088	Dekalb County Tax Commissioner							
I-1834501310/2015	Dekalb County Tax Commissioner	R	9/18/2015			020053		
100 7500.531230.00	Utilities		Dekalb County Tax Co	1,370.80				1,370.80
000088	Dekalb County Tax Commissioner							
I-1834501311/2015	Dekalb County Tax Commissioner	R	9/18/2015			020054		
100 7500.531230.00	Utilities		Dekalb County Tax Co	1,370.80				1,370.80
000088	Dekalb County Tax Commissioner							
I-1834501312/2015	Dekalb County Tax Commissioner	R	9/18/2015			020055		
100 7500.531230.00	Utilities		Dekalb County Tax Co	1,370.80				1,370.80

VENDOR SET: 01 City of Dunwoody, GA
 BANK: 03 Suntrust Disbursement Acc
 DATE RANGE: 9/01/2015 THRU 9/30/2015

#3.

VENDOR I.D.	NAME	STATUS	CHECK DATE	AMOUNT	DISCOUNT	CHECK NO	CHECK STATUS	CHECK AMOUNT
000088	Dekalb County Tax Commissioner							
I-1834501313/2015	Dekalb County Tax Commissioner	R	9/18/2015			020056		
100 7500.531230.00	Utilities		Dekalb County Tax Co	1,370.80				1,370.80
000088	Dekalb County Tax Commissioner							
I-1834501314/2015	Dekalb County Tax Commissioner	R	9/18/2015			020057		
100 7500.531230.00	Utilities		Dekalb County Tax Co	1,370.80				1,370.80
000088	Dekalb County Tax Commissioner							
I-1834501315/2015	Dekalb County Tax Commissioner	R	9/18/2015			020058		
100 7500.531230.00	Utilities		Dekalb County Tax Co	1,370.80				1,370.80
000088	Dekalb County Tax Commissioner							
I-1834501316/2015	Dekalb County Tax Commissioner	R	9/18/2015			020059		
100 7500.531230.00	Utilities		Dekalb County Tax Co	1,370.80				1,370.80
000088	Dekalb County Tax Commissioner							
I-1834501317/2015	Dekalb County Tax Commissioner	R	9/18/2015			020060		
100 7500.531230.00	Utilities		Dekalb County Tax Co	1,370.80				1,370.80
000088	Dekalb County Tax Commissioner							
I-1834501319/2015	Dekalb County Tax Commissioner	R	9/18/2015			020061		
100 7500.531230.00	Utilities		Dekalb County Tax Co	1,370.80				1,370.80
000088	Dekalb County Tax Commissioner							
I-1834501324/2015	Dekalb County Tax Commissioner	R	9/18/2015			020062		
100 7500.531230.00	Utilities		Dekalb County Tax Co	1,370.80				1,370.80
000088	Dekalb County Tax Commissioner							
I-1834501329/2015	Dekalb County Tax Commissioner	R	9/18/2015			020063		
100 7500.531230.00	Utilities		Dekalb County Tax Co	1,370.80				1,370.80
000088	Dekalb County Tax Commissioner							
I-1834501330/2015	Dekalb County Tax Commissioner	R	9/18/2015			020064		
100 7500.531230.00	Utilities		Dekalb County Tax Co	1,370.80				1,370.80
000088	Dekalb County Tax Commissioner							
I-1834501331/2015	Dekalb County Tax Commissioner	R	9/18/2015			020065		
100 7500.531230.00	Utilities		Dekalb County Tax Co	1,370.80				1,370.80
000088	Dekalb County Tax Commissioner							
I-1834501332/2015	Dekalb County Tax Commissioner	R	9/18/2015			020066		
100 7500.531230.00	Utilities		Dekalb County Tax Co	1,370.80				1,370.80

VEN#3. ET: 01 City of Dunwoody, GA
BANK. 03 Suntrust Disbursement Acc

DATE RANGE: 9/01/2015 THRU 9/30/2015

VENDOR I.D.	NAME	STATUS	CHECK DATE	AMOUNT	DISCOUNT	CHECK NO	CHECK STATUS	CHECK AMOUNT
000088	Dekalb County Tax Commissioner							
I-1834501334/2015	Dekalb County Tax Commissioner	R	9/18/2015			020067		
100 7500.531230.00	Utilities		Dekalb County Tax Co	1,370.80				1,370.80
000088	Dekalb County Tax Commissioner							
I-1834501335/2015	Dekalb County Tax Commissioner	R	9/18/2015			020068		
100 7500.531230.00	Utilities		Dekalb County Tax Co	1,370.80				1,370.80
000088	Dekalb County Tax Commissioner							
I-1834501336/2015	Dekalb County Tax Commissioner	R	9/18/2015			020069		
100 7500.531230.00	Utilities		Dekalb County Tax Co	1,370.80				1,370.80
000088	Dekalb County Tax Commissioner							
I-1834501337/2015	Dekalb County Tax Commissioner	R	9/18/2015			020070		
100 7500.531230.00	Utilities		Dekalb County Tax Co	1,370.80				1,370.80
000088	Dekalb County Tax Commissioner							
I-1834501342/2015	Dekalb County Tax Commissioner	R	9/18/2015			020071		
100 7500.531230.00	Utilities		Dekalb County Tax Co	2,858.60				2,858.60
000088	Dekalb County Tax Commissioner							
I-1834501343/2015	Dekalb County Tax Commissioner	R	9/18/2015			020072		
100 7500.531230.00	Utilities		Dekalb County Tax Co	2,858.60				2,858.60
000088	Dekalb County Tax Commissioner							
I-1834501347/2015	Dekalb County Tax Commissioner	R	9/18/2015			020073		
100 7500.531230.00	Utilities		Dekalb County Tax Co	2,858.60				2,858.60
000088	Dekalb County Tax Commissioner							
I-1834501348/2015	Dekalb County Tax Commissioner	R	9/18/2015			020074		
100 7500.531230.00	Utilities		Dekalb County Tax Co	2,858.60				2,858.60
000088	Dekalb County Tax Commissioner							
I-1834501349/2015	Dekalb County Tax Commissioner	R	9/18/2015			020075		
100 7500.531230.00	Utilities		Dekalb County Tax Co	2,858.60				2,858.60
000088	Dekalb County Tax Commissioner							
I-1834501350/2015	Dekalb County Tax Commissioner	R	9/18/2015			020076		
100 7500.531230.00	Utilities		Dekalb County Tax Co	2,858.60				2,858.60
000088	Dekalb County Tax Commissioner							
I-1834501351/2015	Dekalb County Tax Commissioner	R	9/18/2015			020077		
100 7500.531230.00	Utilities		Dekalb County Tax Co	2,858.60				2,858.60

VENDOR SET: 01 City of Dunwoody, GA
 BANK: 03 Suntrust Disbursement Acc
 DATE RANGE: 9/01/2015 THRU 9/30/2015

#3.

VENDOR I.D.	NAME	STATUS	CHECK DATE	AMOUNT	DISCOUNT	CHECK NO	CHECK STATUS	CHECK AMOUNT
000118	Peace Officers'							
I-Sept 2015	Peace Officers'	R	9/18/2015			020078		
100 0000.121300.15	POAB Deduction Payable	Peace Officers'		680.00				680.00
000129	Verizon Wireless Services LLC							
I-9750628667	Verizon Wireless Services LLC	R	9/18/2015			020079		
100 1110.523200.00	Communications	Verizon Wireless Ser		60.94				
100 1110.523200.00	Communications	Verizon Wireless Ser		38.01				
100 1320.523200.00	Communications	Verizon Wireless Ser		136.71				
100 1330.523200.00	Communications	Verizon Wireless Ser		94.21				
100 1511.523200.00	Communications	Verizon Wireless Ser		97.59				
100 2650.523200.00	Communications	Verizon Wireless Ser		60.94				
100 3200.523200.00	Communications	Verizon Wireless Ser		6,131.63				
100 4100.523200.00	Communications	Verizon Wireless Ser		98.70				
100 6200.523200.00	Communications	Verizon Wireless Ser		55.17				6,773.90
000138	Riley McLendon, LLC							
I-62886	Riley McLendon, LLC	R	9/18/2015			020080		
100 1530.521200.01	Prof Svcs-Legal	Riley McLendon, LLC		12,500.00				
I-62887	Riley McLendon, LLC	R	9/18/2015			020080		
100 1530.521200.02	Prof Svcs-Litigation	Riley McLendon, LLC		7,512.00				
I-62888	Riley McLendon, LLC	R	9/18/2015			020080		
100 2650.521200.03	Prof Svcs-Court Solicitor	Riley McLendon, LLC		6,867.50				
I-62890	Riley McLendon, LLC	R	9/18/2015			020080		
350 4200.541400.00	Infrastructure	Riley McLendon, LLC		69.00				
I-62891	Riley McLendon, LLC	R	9/18/2015			020080		
560 4320.521200.09	Prof Svcs-Stormwater	Riley McLendon, LLC		64.24				27,012.74
000150	Fidelity Security Life Insuran							
I-6472484	Fidelity Security Life Insuran	R	9/18/2015			020081		
100 0000.121300.12	EE-Vision Payable	Fidelity Security Li		492.96				492.96
000160	Georgia Technology Authority							
I-924-660880815	Georgia Technology Authority	R	9/18/2015			020082		
100 3200.521300.00	Technical Svcs	Georgia Technology A		432.99				432.99
000163	Metro Materials Inc.							
I-41084	Metro Materials Inc.	R	9/18/2015			020083		
100 4200.531100.00	Supplies	Metro Materials Inc.		732.59				732.59
000165	Vulcan Materials Company							
I-21212023766	Vulcan Materials Company	R	9/18/2015			020084		
560 4320.531100.00	Supplies	Vulcan Materials Com		602.50				602.50

VENDOR #3: ET: 01 City of Dunwoody, GA
BANK: 03 Suntrust Disbursement Acc
DATE RANGE: 9/01/2015 THRU 9/30/2015

VENDOR I.D.	NAME	STATUS	CHECK DATE	AMOUNT	DISCOUNT	CHECK NO	CHECK STATUS	CHECK AMOUNT
000206	Georgia Power							
I-00751-73410/Aug15	Georgia Power	R	9/18/2015			020085		
100 6200.531230.00	Utilities	Georgia Power		274.31				274.31
000206	Georgia Power							
I-August 2015	Georgia Power	R	9/18/2015			020086		
100 4100.531230.00	Electricity	Georgia Power		38,819.07				
100 6200.531230.00	Utilities	Georgia Power		8,787.87				47,606.94
000269	DeKalb County Georgia							
I-6178709/Aug2015	DeKalb County Georgia	R	9/18/2015			020087		
100 6200.531230.00	Utilities	DeKalb County Georgi		6.52				
I-6305622/Aug2015	DeKalb County Georgia	R	9/18/2015			020087		
100 6200.531230.00	Utilities	DeKalb County Georgi		60.18				66.70
001009	Kimley-Horn and Associates, In							
I-019124010-0715	Kimley-Horn and Associates, In	R	9/18/2015			020088		
350 6200.541200.00	Site improvements	Kimley-Horn and Asso		6,517.65				6,517.65
001198	Adrian Security Co.							
I-30405	Adrian Security Co.	R	9/18/2015			020089		
100 6200.522200.06	R&M-Parks	Adrian Security Co.		240.00				240.00
001274	Nova Engineering and Environme							
I-110560	PCID Crosswalk Replacemen	R	9/18/2015			020090		
350 4200.522200.00	Repairs & Maintenance	PCID Crosswalk Repla		5,985.00				5,985.00
001277	Allied Paving Contractors, Inc							
I-6845	Allied Paving Contractors, Inc	R	9/18/2015			020091		
350 4200.522200.00	Repairs & Maintenance	Allied Paving Contra		898,564.22				898,564.22
001316	Lose and Associates							
I-20150823	Lose and Associates	R	9/18/2015			020092		
560 4320.522200.00	Repairs & Maintenance	Lose and Associates		187.50				187.50
001328	LexisNexis Risk Data Managemen							
I-1502895-20150831	LexisNexis Risk Data Managemen	R	9/18/2015			020093		
100 1511.521300.00	Technical Services	LexisNexis Risk Data		50.00				50.00
001345	JEL Consulting Group, LLC							
I-230	JEL Consulting Group, LLC	R	9/18/2015			020094		
100 7500.521200.00	Professional Services	JEL Consulting Group		2,500.00				2,500.00

VENDOR SET: 01 City of Dunwoody, GA
 BANK: 03 Suntrust Disbursement Acc
 DATE RANGE: 9/01/2015 THRU 9/30/2015

#3.

VENDOR I.D.	NAME	STATUS	CHECK DATE	AMOUNT	DISCOUNT	CHECK NO	CHECK STATUS	CHECK AMOUNT
001414	Geo-Hydro Engineers, Inc.							
I-50231	Geo-Hydro Engineers, Inc.	R	9/18/2015			020095		
100 6200.521200.00	Professional Services		Geo-Hydro Engineers,	550.75				550.75
001444	Kenneth Wickham							
I-9/2/2015	Kenneth Wickham	R	9/18/2015			020096		
100 2650.521200.00	Prof Svcs		Kenneth Wickham	400.00				400.00
001492	James Duncan and Associates, I							
I-386-14-13	James Duncan and Associates, I	R	9/18/2015			020097		
100 7000.521200.00	Prof Svcs		James Duncan and Ass	4,870.00				4,870.00
001496	Fisher Broyles							
I-62232	Fisher Broyles	R	9/18/2015			020098		
960 6200.541200.00	Site improvements		Fisher Broyles	1,375.00				
I-63099	Fisher Broyles	R	9/18/2015			020098		
960 6200.541200.00	Site improvements		Fisher Broyles	640.75				
I-64050	Fisher Broyles	R	9/18/2015			020098		
960 6200.541200.00	Site improvements		Fisher Broyles	110.00				2,125.75
001656	De Lage Landen							
I-47194604	De Lage Landen	R	9/18/2015			020099		
100 3200.522300.00	Rentals		De Lage Landen	116.63				116.63
001707	Pioneer Marketing Research Inc							
I-8694	Pioneer Marketing Research Inc	R	9/18/2015			020100		
100 1570.521200.00	Professional Services		Pioneer Marketing Re	1,500.67				1,500.67
001724	Testing Engineering & Consulti							
I-6865	Testing Engineering & Consulti	R	9/18/2015			020101		
350 6200.522200.00	Repairs & Maintenance		Testing Engineering	615.00				615.00
001727	Willmer Engineering, Inc.							
I-95116	Willmer Engineering, Inc.	R	9/18/2015			020102		
350 4200.541400.00	Infrastructure		Willmer Engineering,	2,847.85				
I-95221	Willmer Engineering, Inc.	R	9/18/2015			020102		
350 4200.541400.00	Infrastructure		Willmer Engineering,	2,522.85				5,370.70
001750	Riley McLendon, LLC II							
I-Parcel 11	Riley McLendon, LLC II	R	9/18/2015			020103		
350 4200.541400.00	Infrastructure		Riley McLendon, LLC	13,577.00				
I-Parcel 4	Riley McLendon, LLC II	R	9/18/2015			020103		
350 4200.541400.00	Infrastructure		Riley McLendon, LLC	2,068.00				15,645.00

VEN#3. ET: 01 City of Dunwoody, GA
 BANK. 03 Suntrust Disbursement Acc
 DATE RANGE: 9/01/2015 THRU 9/30/2015

VENDOR I.D.	NAME	STATUS	CHECK DATE	AMOUNT	DISCOUNT	CHECK NO	CHECK STATUS	CHECK AMOUNT
001787	Optech RWM, LLC							
I-D0815	Optech RWM, LLC	R	9/18/2015			020104		
100 4200.522200.05	R&M - Right of Way Maint	Optech RWM, LLC		1,666.66				
100 6200.522200.06	R&M-Parks	Optech RWM, LLC		29,177.74				
100 6200.531100.00	Supplies	Optech RWM, LLC		102.50				
100 4100.531100.00	Supplies	Optech RWM, LLC		6.69				30,953.59
001799	Colliers International - Atlan							
I-September 2015	Colliers International - Atlan	R	9/18/2015			020105		
100 0000.381100.00	Rental Commissions	Colliers Internation		370.92				370.92
001820	Sharon Dickson, LLC							
I-Sept 9, 2015	Sharon Dickson, LLC	R	9/18/2015			020106		
100 2650.521200.00	Prof Svcs	Sharon Dickson, LLC		400.00				400.00
001824	Veith Traffic Services, LLC							
I-3011-16	Veith Traffic Services, LLC	R	9/18/2015			020107		
100 4200.522200.03	R&M - Traffic Signals	Veith Traffic Servic		640.00				640.00
001825	Randstad US LP							
I-R18285978	Randstad US LP	R	9/18/2015			020108		
100 2650.521300.00	Technical Svcs	Randstad US LP		594.32				
I-R18316864	Randstad US LP	R	9/18/2015			020108		
100 2650.521300.00	Technical Svcs	Randstad US LP		581.67				1,175.99
001868	American Heritage Life Insuran							
I-19795/Sept 2015	American Heritage Life Insuran	R	9/18/2015			020109		
100 0000.121300.18	AFLAC Deductions Payable	American Heritage Li		1,819.08				1,819.08
001870	Health Point Chiropractic & We							
I-August 2015	Health Point Chiropractic & We	R	9/18/2015			020110		
100 1540.512900.00	Other Employment Benefits	Health Point Chiropr		385.00				385.00
001898	Integrated Construction & Nob							
I-Pay App 5	Integrated Construction & Nob	R	9/18/2015			020111		
350 6200.522200.00	Repairs & Maintenance	Integrated Construct		48,583.98				
350 6200.522200.00	Repairs & Maintenance	Integrated Construct		160,681.63				209,265.61
001901	North Metro Waste, Inc.							
I-624383	North Metro Waste, Inc.	R	9/18/2015			020112		
100 4200.522200.02	R&M - Street Maintenance	North Metro Waste, I		807.50				
I-624422	North Metro Waste, Inc.	R	9/18/2015			020112		
100 4200.522200.02	R&M - Street Maintenance	North Metro Waste, I		1,143.25				1,950.75

VENDOR SET: 01 City of Dunwoody, GA
 BANK: 03 Suntrust Disbursement Acc
 DATE RANGE: 9/01/2015 THRU 9/30/2015

#3.

VENDOR I.D.	NAME	STATUS	CHECK DATE	AMOUNT	DISCOUNT	CHECK NO	CHECK STATUS	CHECK AMOUNT
001921	Metro Atlanta Chamber of Comme							
I-PM 001	Metro Atlanta Chamber of Comme	R	9/18/2015			020113		
100 7500.523300.00	Advertising		Metro Atlanta Chambe	1,500.00				1,500.00
1	Venture Construction Company							
I-2014-10483 Corner	Venture Construction Company:	R	9/18/2015			020114		
100 0000.323100.00	Bldg Structures & Equipment		Venture Construction	304.12				304.12
1	Premier Pools and Spas							
I-AP 15-082	Premier Pools and Spas:	R	9/18/2015			020115		
100 0000.323100.00	Bldg Structures & Equipment		Premier Pools and Sp	250.00				250.00
1	Sunbelt Business Brokers							
I-Bus Tax Overpaymt	Sunbelt Business Brokers:	R	9/18/2015			020116		
100 0000.316100.00	Business & Occupation Tax		Sunbelt Business Bro	15.60				15.60
1	Skip Bresser							
I-Magnolia Run-Sign	Skip Bresser:	R	9/18/2015			020117		
100 0000.127103.00	Special Event Sign Dep Payable		Skip Bresser:	250.00				250.00
1	Todd Feaser							
I-Neighbors 2-Signs	Todd Feaser:	R	9/18/2015			020118		
100 0000.127103.00	Special Event Sign Dep Payable		Todd Feaser:	100.00				100.00
1	Nicole Stojka							
I-Postage	Nicole Stojka:	R	9/18/2015			020119		
100 1540.523200.00	Communications		Nicole Stojka:	5.34				5.34
1	Michael Starling							
I-Starling (5)	Michael Starling:	R	9/18/2015			020120		
100 7500.531300.00	Food		Michael Starling:	49.34				
100 7500.523500.00	Travel		Michael Starling:	353.20				
100 7500.523600.00	Dues & Fees		Michael Starling:	25.00				427.54

* * T O T A L S * *	NO	INVOICE AMOUNT	DISCOUNTS	CHECK AMOUNT
REGULAR CHECKS:	147	2,765,290.17	0.00	2,765,290.17
HAND CHECKS:	0	0.00	0.00	0.00
DRAFTS:	15	486,277.97	0.00	486,277.97
EFT:	0	0.00	0.00	0.00
NON CHECKS:	0	0.00	0.00	0.00
VOID CHECKS:	0	VOID DEBITS 0.00		
		VOID CREDITS 0.00	0.00	0.00

TOTAL ERRORS: 0

EVENT: 01 City of Dunwoody, GA
 #3.
 BANK: 03 Suntrust Disbursement Acc

DATE RANGE: 9/01/2015 THRU 9/30/2015

** G/L ACCOUNT TOTALS **

G/L ACCOUNT	NAME	AMOUNT
100 0000.121300.12	EE-Vision Payable	492.96
100 0000.121300.15	POAB Deduction Payable	680.00
100 0000.121300.16	Flex Spending Ded Payable	2,404.37
100 0000.121300.18	AFLAC Deductions Payable	1,819.08
100 0000.127103.00	Special Event Sign Dep Payable	700.00
100 0000.316100.00	Business & Occupation Tax	15.60
100 0000.323100.00	Bldg Structures & Equipment	554.12
100 0000.347900.00	Pavilion Rentals	200.00
100 0000.381100.00	Rental Commissions	370.92
100 1110.512100.00	Group Insurance	4,178.35
100 1110.523200.00	Communications	98.95
100 1320.512100.00	Group Insurance	3,100.94
100 1320.523200.00	Communications	136.71
100 1330.512100.00	Group Insurance	1,253.20
100 1330.521200.00	Prof Svcs	2,066.51
100 1330.523200.00	Communications	94.21
100 1511.512100.00	Group Insurance	1,854.42
100 1511.521100.01	Official/Admin Svcs	104,652.39
100 1511.521300.00	Technical Services	50.00
100 1511.523200.00	Communications	97.59
100 1512.521200.00	Professional Services	1,123.60
100 1530.521200.01	Prof Svcs-Legal	12,500.00
100 1530.521200.02	Prof Svcs-Litigation	7,512.00
100 1535.521100.01	Official/Admin Svcs	38,173.50
100 1535.523200.00	Communications	132.29
100 1540.512100.00	Group Insurance	1,074.54
100 1540.512900.00	Other Employment Benefits	385.00
100 1540.521300.00	Technical Services	362.15
100 1540.523200.00	Communications	5.34
100 1565.522300.00	Rentals	733.00
100 1570.521100.01	Official/Admin Svcs	24,218.88
100 1570.521200.00	Professional Services	1,500.67
100 1570.523400.00	Printing and Binding	7,584.00
100 2650.512100.00	Group Insurance	1,799.04
100 2650.521200.00	Prof Svcs	4,900.00
100 2650.521200.03	Prof Svcs-Court Solicitor	6,867.50
100 2650.521300.00	Technical Svcs	1,669.15
100 2650.523200.00	Communications	60.94
100 2650.523600.00	Dues & Fees	425.00
100 3200.512100.00	Group Insurance	72,026.46
100 3200.521300.00	Technical Svcs	9,960.49
100 3200.522300.00	Rentals	805.90
100 3200.523200.00	Communications	6,131.63
100 3200.523700.00	Education & Training	1,000.00
100 3200.531270.00	Gasoline	14,425.16
100 3200.531600.00	Small Equipment	131.00

VENDOR SET: 01 City of Dunwoody, GA
 BANK: 03 Suntrust Disbursement Acc
 DATE RANGE: 9/01/2015 THRU 9/30/2015

#3.

** G/L ACCOUNT TOTALS **

G/L ACCOUNT	NAME	AMOUNT
100 4100.512100.00	Group Insurance	1,828.08
100 4100.521100.01	Official/Admin Svcs	18,750.00
100 4100.523100.01	Claims	3,990.00
100 4100.523200.00	Communications	98.70
100 4100.531100.00	Supplies	6.69
100 4100.531230.00	Electricity	39,620.16
100 4200.522200.02	R&M - Street Maintenance	16,970.18
100 4200.522200.03	R&M - Traffic Signals	640.00
100 4200.522200.05	R&M - Right of Way Maint	1,666.66
100 4200.531100.00	Supplies	1,133.94
100 6200.521100.01	Official/Admin Svcs	16,900.00
100 6200.521200.00	Professional Services	550.75
100 6200.522200.06	R&M-Parks	32,670.19
100 6200.523100.01	Claims	1,000.00
100 6200.523200.00	Communications	55.17
100 6200.531100.00	Supplies	102.50
100 6200.531230.00	Utilities	38,940.91
100 7000.521100.01	Official/Admin Svcs	132,250.00
100 7000.521200.00	Prof Svcs	4,870.00
100 7000.523500.00	Travel	3.00
100 7000.523700.00	Education & Training	10.00
100 7000.531300.00	Food	54.04
100 7500.521200.00	Professional Services	2,500.00
100 7500.523300.00	Advertising	1,500.00
100 7500.523500.00	Travel	353.20
100 7500.523600.00	Dues & Fees	25.00
100 7500.531230.00	Utilities	62,505.00
100 7500.531300.00	Food	49.34
	*** FUND TOTAL ***	719,371.07
215 3800.523200.00	Communications	1.35
215 3800.571000.00	Intergovernmental-E911	93,750.00
	*** FUND TOTAL ***	93,751.35
250 4001.522200.15	LMIG - Repairs & Maintenance	298,797.35
250 4002.522200.12	Repairs & Maintenance - PTO	92,865.79
250 4002.541400.14	TAP-Infrastructure	8,400.00
	*** FUND TOTAL ***	400,063.14
350 4100.521200.00	Professional Service	13,611.70
350 4200.522200.00	Repairs & Maintenance	1,476,258.47
350 4200.541400.00	Infrastructure	280,391.11
350 6200.521200.00	Professional Services	2,382.00
350 6200.522200.00	Repairs & Maintenance	223,873.61
350 6200.541200.00	Site improvements	9,881.65
	*** FUND TOTAL ***	2,006,398.54

VENDOR #3. ET: 01 City of Dunwoody, GA
BANK: 03 Suntrust Disbursement Acc
DATE RANGE: 9/01/2015 THRU 9/30/2015

** G/L ACCOUNT TOTALS **

G/L ACCOUNT	NAME	AMOUNT
560 4320.521100.01	Official/Admin Svcs	8,333.17
560 4320.521200.09	Prof Svcs-Stormwater	10,649.07
560 4320.522200.00	Repairs & Maintenance	8,235.10
560 4320.531100.00	Supplies	2,640.95
	*** FUND TOTAL ***	29,858.29
960 6200.541200.00	Site improvements	2,125.75
	*** FUND TOTAL ***	2,125.75

VENDOR SET:	BANK:	TOTALS:	NO	INVOICE AMOUNT	DISCOUNTS	CHECK AMOUNT
01	03		162	3,251,568.14	0.00	3,251,568.14
	03		162	3,251,568.14	0.00	3,251,568.14

VENDOR SET: 01 City of Dunwoody, GA
 BANK: 05 Suntrust Municipal Court
 DATE RANGE: 9/01/2015 THRU 9/30/2015

#3.

VENDOR I.D.	NAME	STATUS	CHECK DATE	AMOUNT	DISCOUNT	CHECK NO	CHECK STATUS	CHECK AMOUNT
000116	DeKalb County Finance Dept.							
I-July 2015	DeKalb County Finance Dept.	R	9/04/2015			203326		
745 0000.121800.00	Due to State Agencies	DeKalb County Financ		4,383.26				4,383.26
000118	Peace Officers'							
I-July 2015 (2)	Peace Officers'	R	9/04/2015			203327		
745 0000.121800.00	Due to State Agencies	Peace Officers'		4,537.49				4,537.49
000146	GSCCCA							
I-July 2015	GSCCCA	R	9/04/2015			203328		
745 0000.121800.00	Due to State Agencies	GSCCCA		18,540.43				18,540.43
000278	DeKalb State Court							
I-D00044548	DeKalb State Court	R	9/04/2015			203329		
745 0000.121500.01	Jail Bonds Payable	DeKalb State Court		350.00				350.00
000278	DeKalb State Court							
I-D00044677	DeKalb State Court	R	9/04/2015			203330		
745 0000.121500.01	Jail Bonds Payable	DeKalb State Court		350.00				350.00
000278	DeKalb State Court							
I-D00045759	DeKalb State Court	R	9/04/2015			203331		
745 0000.121500.01	Jail Bonds Payable	DeKalb State Court		350.00				350.00
001062	DeKalb Co Drug Abuse Treatment							
I-July 2015	DeKalb Co Drug Abuse Treatment	R	9/04/2015			203332		
745 0000.121800.00	Due to State Agencies	DeKalb Co Drug Abuse		252.90				252.90
1	HELLEM, SUSAN E							
I-000201508272941	HELLEM, SUSAN E:	R	9/04/2015			203334		
745 0000.121500.01	Jail Bonds Payable	Bond Refund:D0003347		178.00				
745 0000.121500.01	Jail Bonds Payable	Bond Refund:D0003347		730.00				908.00
1	SIDDA, SAHAJ RAO							
I-000201508272942	SIDDA, SAHAJ RAO:	R	9/04/2015			203335		
745 0000.121500.01	Jail Bonds Payable	Bond Refund:D0004475		750.00				
745 0000.121500.01	Jail Bonds Payable	Bond Refund:D0004475		200.00				
745 0000.121500.01	Jail Bonds Payable	Bond Refund:D0004475		339.50				1,289.50
1	NAGAR, NITIN							
I-000201508272943	NAGAR, NITIN:	R	9/04/2015			203336		
745 0000.121500.01	Jail Bonds Payable	Bond Refund:D0004525		126.00				
745 0000.121500.01	Jail Bonds Payable	Bond Refund:D0004525		750.00				
745 0000.121500.01	Jail Bonds Payable	Bond Refund:D0004525		750.00				
745 0000.121500.01	Jail Bonds Payable	Bond Refund:D0004525		178.00				1,804.00

VENUE: 01 City of Dunwoody, GA
 BANK: #3. 05 Suntrust Municipal Court

DATE RANGE: 9/01/2015 THRU 9/30/2015

VENDOR I.D.	NAME	STATUS	CHECK DATE	AMOUNT	DISCOUNT	CHECK NO	CHECK STATUS	CHECK AMOUNT
1	OWENS, KEYONA T							
I-000201508272944	OWENS, KEYONA T:	R	9/04/2015			203337		
745 0000.121500.01	Jail Bonds Payable	Bond Refund:D0004550		730.00				730.00
1	DELGADO ARIAS, MILUSKA SUSANN							
I-000201508272945	DELGADO ARIAS, MILUSKA SUSANN:	R	9/04/2015			203338		
745 0000.121500.01	Jail Bonds Payable	Bond Refund:D0004052		350.00				
745 0000.121500.01	Jail Bonds Payable	Bond Refund:D0004052		350.00CR				
745 0000.121500.01	Jail Bonds Payable	Bond Refund:D0004554		350.00				350.00
1	LEIBA, LINCOLN N							
I-000201508272946	LEIBA, LINCOLN N:	R	9/04/2015			203339		
745 0000.121500.01	Jail Bonds Payable	Bond Refund:D0004617		50.00				50.00
1	EWELE NTONE, JOEL C							
I-000201508272947	EWELE NTONE, JOEL C:	R	9/04/2015			203340		
745 0000.121500.01	Jail Bonds Payable	Bond Refund:D0004467		950.00				950.00
1	Ariane Araujo							
I-D00045853	Ariane Araujo:	R	9/04/2015			203342		
745 0000.121500.01	Jail Bonds Payable	Ariane Araujo:		400.00				400.00
000278	DeKalb State Court							
I-D00044769	DeKalb State Court	R	9/18/2015			203343		
745 0000.121500.01	Jail Bonds Payable	DeKalb State Court		350.00				350.00
000278	DeKalb State Court							
I-D00045478	DeKalb State Court	R	9/18/2015			203344		
745 0000.121500.01	Jail Bonds Payable	DeKalb State Court		400.00				400.00
000278	DeKalb State Court							
I-D00046489	DeKalb State Court	R	9/18/2015			203345		
745 0000.121500.01	Jail Bonds Payable	DeKalb State Court		350.00				350.00
1	DUGGAN, PATRICIA							
I-000201509142948	DUGGAN, PATRICIA:	R	9/18/2015			203346		
745 0000.121500.01	Jail Bonds Payable	Bond Refund:D0004020		908.00				908.00
1	OGUNTUASE, OLAJIDE							
I-000201509142949	OGUNTUASE, OLAJIDE:	R	9/18/2015			203347		
745 0000.121500.01	Jail Bonds Payable	Bond Refund:D0004372		730.00				
745 0000.121500.01	Jail Bonds Payable	Bond Refund:D0004372		730.00				1,460.00

VENDOR SET: 01 City of Dunwoody, GA
 BANK: 05 Suntrust Municipal Court
 DATE RANGE: 9/01/2015 THRU 9/30/2015

#3.

VENDOR I.D.	NAME	STATUS	CHECK DATE	AMOUNT	DISCOUNT	CHECK NO	CHECK STATUS	CHECK AMOUNT
1	CASTILLO ROMAN, CRISTINA C							
I-000201509142950	CASTILLO ROMAN, CRISTINA C:	R	9/18/2015			203348		
745 0000.121500.01	Jail Bonds Payable			950.00				
745 0000.121500.01	Jail Bonds Payable			200.00				
745 0000.121500.01	Jail Bonds Payable			178.00				1,328.00
1	FREEMAN, JOHNNITHAN GERMAINE							
I-000201509142951	FREEMAN, JOHNNITHAN GERMAINE:	R	9/18/2015			203349		
745 0000.121500.01	Jail Bonds Payable			350.00				350.00
1	ARAUJO, ARIANE LOPES							
I-000201509142952	ARAUJO, ARIANE LOPES:	R	9/18/2015			203350		
745 0000.121500.01	Jail Bonds Payable			400.00				400.00
1	MUCCINO, ELIZABETH LAUREN							
I-000201509142953	MUCCINO, ELIZABETH LAUREN:	R	9/18/2015			203351		
745 0000.121500.01	Jail Bonds Payable			75.00				75.00
1	SCHARNAGLE, MARGARET LYNNETTE							
I-000201509142954	SCHARNAGLE, MARGARET LYNNETTE:	R	9/18/2015			203352		
745 0000.121500.01	Jail Bonds Payable			125.00				125.00
1	AUSTIN, JENNA							
I-000201509142955	AUSTIN, JENNA:	R	9/18/2015			203353		
745 0000.121500.01	Jail Bonds Payable			1,080.00				1,080.00
1	HERNANDEZ JIMENEZ, MARIA ELIZ							
I-000201509142956	HERNANDEZ JIMENEZ, MARIA ELIZ:	R	9/18/2015			203354		
745 0000.121500.01	Jail Bonds Payable			730.00				
745 0000.121500.01	Jail Bonds Payable			730.00				1,460.00
1	BALLMAN, STANLEY R							
I-000201509142957	BALLMAN, STANLEY R:	R	9/18/2015			203355		
745 0000.121500.01	Jail Bonds Payable			350.00				350.00
1	LEE, IN GUE							
I-000201509142958	LEE, IN GUE:	R	9/18/2015			203356		
745 0000.121500.01	Jail Bonds Payable			325.00				325.00
1	TAYLOR, MARY MICHELLE							
I-000201509142959	TAYLOR, MARY MICHELLE:	R	9/18/2015			203357		
745 0000.121500.01	Jail Bonds Payable			350.00				350.00

VEN#3. ET: 01 City of Dunwoody, GA
BANK. 05 Suntrust Municipal Court
DATE RANGE: 9/01/2015 THRU 9/30/2015

VENDOR I.D.	NAME	STATUS	CHECK DATE	AMOUNT	DISCOUNT	CHECK NO	CHECK STATUS	CHECK AMOUNT
1	BELL, DAVID A							
I-000201509142960	BELL, DAVID A:	R	9/18/2015			203358		
745 0000.121500.01	Jail Bonds Payable		Bond Refund:D0004677	730.00				730.00
1	Chen, Qing Y							
I-Qing Y Chen	Chen, Qing Y:	R	9/18/2015			203359		
745 0000.121500.01	Jail Bonds Payable		Chen, Qing Y:	50.00				50.00
1	Roger Gulley							
I-Roger Gulley	Roger Gulley:	R	9/18/2015			203360		
745 0000.121500.01	Jail Bonds Payable		Roger Gulley:	350.00				350.00

* * T O T A L S * *	NO	INVOICE AMOUNT	DISCOUNTS	CHECK AMOUNT
REGULAR CHECKS:	33	45,686.58	0.00	45,686.58
HAND CHECKS:	0	0.00	0.00	0.00
DRAFTS:	0	0.00	0.00	0.00
EFT:	0	0.00	0.00	0.00
NON CHECKS:	0	0.00	0.00	0.00
VOID CHECKS:	0	VOID DEBITS 0.00		
		VOID CREDITS 0.00	0.00	0.00

TOTAL ERRORS: 0

** G/L ACCOUNT TOTALS **

G/L ACCOUNT	NAME	AMOUNT
745 0000.121500.01	Jail Bonds Payable	17,972.50
745 0000.121800.00	Due to State Agencies	27,714.08
	*** FUND TOTAL ***	45,686.58

VENDOR SET: 01	BANK: 05	TOTALS:	NO	INVOICE AMOUNT	DISCOUNTS	CHECK AMOUNT
			33	45,686.58	0.00	45,686.58
BANK: 05	TOTALS:		33	45,686.58	0.00	45,686.58
REPORT TOTALS:			200	3,324,294.68	0.00	3,325,024.68

SELECTION CRITERIA

VENDOR SET: 01-City of Dunwoody
 VENDOR: ALL
 BANK CODES: All
 FUNDS: All

CHECK SELECTION

CHECK RANGE: 000000 THRU 999999
 DATE RANGE: 9/01/2015 THRU 9/30/2015
 CHECK AMOUNT RANGE: 0.00 THRU 999,999,999.99
 INCLUDE ALL VOIDS: YES

PRINT OPTIONS

SEQUENCE: CHECK NUMBER

PRINT TRANSACTIONS: YES
 PRINT G/L: YES
 UNPOSTED ONLY: NO
 EXCLUDE UNPOSTED: YES
 MANUAL ONLY: NO
 STUB COMMENTS: NO
 REPORT FOOTER: NO
 CHECK STATUS: NO
 PRINT STATUS: * - All
