



MEMORANDUM

To: Mayor and City Council
From: Billy Grogan, Chief of Police
Date: November 13, 2023

Subject: Approval of a Contract with AVI-SPL for the Construction of a Video Wall for Real-Time Crime Center

ACTION

Authorize the mayor, city manager, or designee to sign the contract with AVI-SPL to construct a video wall for our future Real Time Crime Center (RTCC).

BACKGROUND/SUMMARY

The Dunwoody Police Department uses license plate readers, gunshot detection, and video surveillance cameras to combat crime in our community. In an effort to be more proactive in using these technologies, we requested and were approved to purchase Flock OS in our 2024 budget, which brings all these devices together on a single pane of glass for situational awareness.

Using Flock OS, we can also federate private cameras into our system, similar to how the Atlanta Police Department and other police departments bring private cameras into their system.

Flock OS will be available on every officer’s laptop so they can make the most of this technology in the field.

As part of the 2024 budget, the construction of a video wall for a real-time crime center was approved. The department solicited three quotes for this project from vendors who operate in this space. The quotes we received are listed below.

AVI-SPL:	\$297,417.24
Diversified:	\$446,389.00
FountainHead Control Rooms:	\$295,738.25 (Quote does not include furniture)



4800 Ashford Dunwoody Road
Dunwoody, Georgia 30338
dunwoodyga.gov | 678.382.6700

The video wall for the real-time crime center will be constructed in the roll call room where we have space for it.

We are purchasing two mobile video surveillance trailers, approved in the 2024 budget, that can be deployed to high-crime areas or areas experiencing a spike in crime. These video streams can be pulled into our RTCC.

Initially, we will man the RTCC with existing staff as needed and for special events or when conducting enforcement operations. We also plan to supplement our staff with volunteers from the community.

RECOMMENDATION

Staff recommends that the City Council approve the contract AVI-SPL for the construction of a video wall for our real-time crime center pending final City Attorney review. The cost is \$297,417.24, which falls within the 2024 budget amount of \$300,000 approved using SPLOST funds. No funds will be expended until 2024.

Proposal Prepared For

City of Dunwoody

Dunwoody Police RTCC



2855 Premiere Pkwy
Suite C
Duluth, GA 30097
(678) 542-2201
Fax: (678) 542-2206
www.avispl.com

Prepared by: Phil Fortune
Phil.Fortune@avispl.com
Proposal no: 431117-2

Thank you for the opportunity to provide this proposal.

We value our partnership with you.

At AVI-SPL, our goal is to build partnerships with our clients, and we appreciate our continued partnership with you.

We are dedicated to providing you with solutions that will enable your organization to perform at the highest level and be in a position to meet the challenges you face today and in the future.

You can count on the AVI-SPL team to deliver exceptional service and solutions to help you improve the user experience of your collaboration systems – anywhere in the world.

Our vision is to help your teams work smarter and live better.




At AVI-SPL, our goal is to empower meaningful communication and collaboration.

We take your investment in collaborative solutions as seriously as you do.

That’s why we’re with you every step of the way, making sure you have the support to keep your business running smoothly and you get the return on investment you expect.

The hallmark of AVI-SPL’s client success is our ability to keep pace with the technology trends that drive the way organizations operate, and to innovate and improve upon them so that we can offer customers a standard of quality that no other company can match.



When you partner with us as your trusted guide, you will experience:



Commitment

A partner **committed** to your success and making a positive impact on your organization and our world



Expertise

Expertise you can trust to guide your digital transformation and realize your business objectives



Proven Record

A **proven** track record of supporting deployment and managed services in-country, wherever needed



Global Reach

Optimized **global deployment** teams with in-country support teams to deliver localized solutions and service – anywhere in the world



Customer Experience

World-class **customer experience** with a continual improvement mindset informed by the ITIL methodology



Analytics

Focus on **actionable** business intelligence with routine reporting on key success metrics and usage analytics powered by our patented Symphony application

AVI-SPL Project Integration Process



How we define your needs and follow through with consistent execution. AVI-SPL ensures high quality project delivery that is on time and on budget.

- **Define** and document each step
- **Determine** an effective, standardized communication and reporting style
- **Develop** a comprehensive training and adoption program
- **Dedicate** regular oversight to the project, even after completion

AVI-SPL uses a five-phase process to integrate solutions seamlessly and focus on the end-user experience:

Phase I **Initiate**

We will host a kickoff meeting and work with your key team members to determine the best approach to making your project a success. Our team will review the scope of the project, the schedule, the communication strategy, and all other relevant matters to ensure a smooth start.

Phase II **Plan**

The planning phase begins with development of the project schedule including detailed work breakdown tasks identifying key deliverables, dependencies and both internal and external milestones required to successfully execute the project.

Phase III **Execute**

AVI-SPL will complete all engineering, programming, fabrication, and on-site installation activities. When the installation is complete, testing is executed prior to the final inspection and acceptance of the deployed solutions.

Phase IV **Monitor**

This phase is focused on consistent review of project work activities to ensure alignment with the approved project plan. Our team delivers quality assurance through checks and balances along with consistent testing at specified intervals in the project lifecycle. We will review risk management plans and deploy risk mitigation strategies to ensure scope, schedule and budget remain on track.

Phase V **Close**

The final phase is centered on completion of all contractual and operational activities to ensure your complete satisfaction and readiness to sign-off on the completed project. This includes demonstration and training on using your new technology along with all final project documentation for service onboarding.

You will receive automated Customer Satisfaction Score (CSAT) and Net Promoter Score (NPS) surveys to provide feedback. We closely analyze the data to ensure we are providing outstanding customer service.

AVI-SPL Solution Scope of Work – OP431117 Dunwoody PD RTCC SOW 08042023

After careful and deliberate consideration of your requirements, we are pleased to provide the following audiovisual solutions scope of work. The scope of work noted is based on sound engineering principles, reliable technology, and has been formulated specifically to meet your requirements.

Project Overview

This project includes the installation of new video wall technology to replace existing projection technology for the Dunwoody PD RTCC. The following are the bullet points of the project and following that will be a more detailed narrative.

- Install a 6x2 LCD video wall on the wall to the left of the projection screen.
 - Provide all cabling and signal distribution devices as required to provide signals to video walls.
 - Provide Alpha FX Video Processor with Command 360 Software for all signal distribution.
 - Provide transmitters and receivers for signal distribution to the displays.
 - Provide new AV equipment rack to house new equipment.
 - Provide audio support for room audio.
 - Provide ceiling speakers and a new amplifier for audio support. Replacing existing ceiling speakers and cabling.
 - Provide (4) 4 Port Cine-link Encoders for customer source equipment.
 - Provide (3) Alpha FX 4 input 4 HDMI inputs for customer provided Workstation PC's.
 - Provide (1) Alpha FX Core input encoder cards.
 - Provide (1) Alpha FX 4 output 4K Card.
 - Estimated sources to be 3-4 operator PCs at workstations with 2-3 outputs each, dedicated PC for FLOCK and possible TV tuner in AV rack. Need to Verify Tuner qty and Model# on site visit.
 - Integrate the existing projector into the new system.
 - Provide 24" Planar monitor for Controller User interface.
 - The AV rack is to be located in closet in room. They will convert to an IT closet. Verify.
 - The customer and assigned AVI-SPL engineer will establish which (if any) of the devices on the AV network require wider access to the client network.
 - **The customer is to provide all power, data, wall modifications Backing, ceiling tiles and cable pathways (Including any fire wall penetrations) as required. The assigned AVI-SPL engineer will provide requirements once a PO is received.**
 - Provide and install the new Fountainhead console. (RAISED FLOORING REMOVED)
 - The Assigned Project engineer will do a site walk through prior to the installation to verify expectations of the install.
- Note: The proposed displays are end of life, so we provided a replacement for them which are slightly brighter displays.

** Please see the "**Environmental Considerations**" and "**Customer Responsibilities**" sections of this document for required room properties and deployment best practices. **


Scope of Work – Hardware Integration

This section describes hardware installation and general functionality or specifications. All equipment provided and installed by AVI-SPL unless otherwise specified.

Display(s)

The following display devices will be integrated into the system:

- AVI-SPL will provide and install a 6x2 LCD video wall system comprised of quantity 12 55" displays in a landscape configuration. The video wall configuration will be 6 displays wide by 2 displays high.
 - The video wall will be installed on the wall to the left of the projection screen.
 - There will be 3 separate video signals routed to the video wall from a video processor. These 3 signals will be connected to each group of 4 displays in a 2x2 format. The signal will then be daisy chained to the remaining 3 displays of each group of 4 displays.
 - Any multi-window requirements will be handled by the video processor.
 - The size of this display will be 23.86' X 4.48' (WxH)



- The existing ceiling mounted projector and wall mounted fixed screen will be integrated into the new system as a destination. Control of the projector will be incorporated into the control portion of the system for power ON/OFF.

Source Equipment and Interfaces

The following owner furnished devices will be integrated into the system:

- (3-4) Customer furnished workstation PCs with 2-3 outputs each. These will be located in the new console.
- (1) Customer furnished dedicated PC in the AV rack for the FLOCK OS system.
- (1 or 2) Customer provided cable feed and Cable box with HDMI outputs.

Routing and Switching

- A Haivision video processor will be provided for all signal management. Commissioned By Haivision.
- The processor will allow the user to display multiple video sources simultaneously onto the video walls in supported configurations. Display layout configurations can be saved and easily recalled for simplistic operation.
- The system supports input resolutions of up to 4K (4x per input card @ 30Hz, 2x per input card @ 60Hz), which means that for a 6x2 wall you could fit three of those sources across the displays at native resolution.
- Any source can be stretched, scaled, rotated, and placed into any size resolution across the entire 6x2 or 4x2 canvas. Display bezels/borders can act as a guide for placement but do not restrict the scaling of a single source beyond the size of a display in any way.

This Entire Document and all information (including drawings, specifications, and designs) presented by AVI-SPL LLC is the property of AVI-SPL LLC or its affiliate. Proprietary information provided to potential customers, clients or agents is for the sole purpose of demonstrating solutions delivery capabilities and shall be held in confidence. These Materials may not be copied, distributed, or disclosed in any way without the sole written permission of an authorized representative of AVI-SPL. © Copyright AVI-SPL LLC. All Rights Reserved

- A rack mounted user interface (KVM) that will be installed in the equipment rack adjacent to the processor that will provide direct access to the video wall processor for system monitoring and configuration of Alpha FX Processor.

Audio

The following audio devices will be integrated into the system:

- A digital signal processor (DSP) will support all audio sources for the room.
- 6 ceiling speakers will support playback of program audio. The speakers will be white in color.
- A rack mounted amplifier will be provided to drive the ceiling speakers.

Conferencing

The following conferencing devices will be integrated into the system:

- No conferencing requirements were requested (camera / Microphones)
- Web Calls can be made using the customer PC's but will not be integrated into the system.

Equipment Rack and Accessories

Equipment will be installed in the following locations:

- A free-standing equipment rack will house all racked equipment. The rack will be located in the closet in the room. The customer will convert to an IT closet. Proper HVAC cooling will be required for the AV equipment.
- The equipment rack will be a freestanding rack.
 - A power conditioner or surge protector will be installed in the A/V rack to protect all racked equipment.
 - A UPS power supply will be provided in the AV rack for the racked equipment.

Control System and Accessories

- Control will be from a provided 24" Tablet with WEB GUI interface that will connect to the AV network to control the video processor routing and wall configurations, Cable Tuner control (Channel selection, Menu functions, Audio volume in the room).

Room Furniture

- A console furniture system with a raised floor will be provided and installed by Fountainhead. Below is the design concept.

Customer Responsibilities (If applicable)

These are items that AVI-SPL is dependent upon to complete the project scope of work on time, however, these requirements and responsibilities are not provided by AVI-SPL. For a complete list of exclusions, please refer to the Integration Inclusions and Exclusions section of this proposal.

This Entire Document and all information (including drawings, specifications, and designs) presented by AVI-SPL LLC is the property of AVI-SPL LLC or its affiliate. Proprietary information provided to potential customers, clients or agents is for the sole purpose of demonstrating solutions delivery capabilities and shall be held in confidence. These Materials may not be copied, distributed, or disclosed in any way without the sole written permission of an authorized representative of AVI-SPL. © Copyright AVI-SPL LLC. All Rights Reserved

These requirements must be provided by the owner or other 3rd parties and may fall under the responsibility of an Architect, General Contractor, Electrical Contractor, Data Contractor, Security Contractor, Furniture/Millwork Contractor, IT departments, Facilities or Real Estate groups.

- All required backing and any other wall reinforcement required to safely accommodate displays. Any display wall shall be properly backed to withstand the weight of the display with a safety factor of at least 5:1.
- All AC power at the equipment locations, including hardwired power connections.
- All required conduit for low voltage cable paths to AV equipment.
- All ceiling work required to accommodate the projectors, projection screens, and other equipment.
- All required millwork modifications to tables or other millwork.
- Proper heat dissipation venting for the equipment in this system. Where convection cooling is not possible, a powered venting system with thermostatically controlled quiet fans.
- All required network configuration for any network connection to the client network.
- All software or hardware licenses not specifically provided in this scope of work or associated bill of materials.
- All software or hardware configuration for owner furnished equipment.
- Where VoIP is utilized, all required configuration information prior to installation.
- All cable/satellite/over-the-air TV connections and all associated hardware.

Site Readiness

The minimum acceptable site conditions of the project site for the installation of electronic equipment are as follows.

- The rooms and directly adjacent areas into which the equipment will be installed must be dust-free with floor, ceiling, and wall finishes to be completely installed in the rooms affected by the equipment.
- The rooms into which the equipment will be installed must be secure.
- All Electrical power, conduit systems, HVAC systems, IT requirements (wired or wireless services), communication circuits, and or other services required by the systems and equipment should be fully installed, energized, and configured for use.
- All furniture into which components of the equipment will be installed shall be present at the time of staging and/or installation.
- All telephone, POTS, VOIP, modem, PRI, data, LAN, and telecommunications connections are installed, fully tested, and active.
- Configuration of OFE networks, applications, servers, and services to provide interoperation with installed systems.
- Coordination and timely IT support and documentation (such as providing IP addresses or account credentials).

Room Environmental Considerations

To maximize the user experience in a conferencing room, the following parameters should be observed:

- The room should have a measured ambient noise level of no more than NC35. For new spaces, the design parameters for the mechanical engineering within the room should have a target NC of 35 or less. Ambient noise includes noise from the air handling systems, mechanical systems and noises outside the building. Noise levels above this specification adversely affect the meeting environment and may degrade the overall audio quality and intelligibility of a conference call. This is especially important when ceiling microphones are utilized. If a problem is identified with ambient noise levels, AVI-SPL can work with your mechanical engineer to identify possible solutions to lower the NC rating and improve the meeting experience.
- Reverberation time (T60) for typical conference rooms should be less than 0.6 seconds in the 125 - 4000 Hz octave bands to provide an optimum meeting experience and acceptable audio quality in a conference call. A significant number of hard surfaces in a room (glass, drywall or other surfaces) can adversely affect audio intelligibility and the meeting experience overall. Acoustic treatment is

This Entire Document and all information (including drawings, specifications, and designs) presented by AVI-SPL LLC is the property of AVI-SPL LLC or its affiliate. Proprietary information provided to potential customers, clients or agents is for the sole purpose of demonstrating solutions delivery capabilities and shall be held in confidence. These Materials may not be copied, distributed, or disclosed in any way without the sole written permission of an authorized representative of AVI-SPL. © Copyright AVI-SPL LLC. All Rights Reserved

advised for rooms with higher T60 levels. If the room requires acoustic treatment, AVI-SPL can provide direction and solutions to overcome this issue and enhance the meeting experience for the participants.

- Evenly distributed lighting is important for videoconferencing applications. The lighting on the faces of the participants should be at least 40-foot candles and should be evenly distributed throughout the camera's field of view. Where the camera's field of view includes windows, recommended window treatment should be employed to provide an acceptable background for the camera to view the participants.
- When microphones are used for local voice reinforcement, the amount of available gain before feedback is dependent on the microphone's location within the room. Placement of the microphone immediately below a ceiling speaker may adversely affect the overall required audio level and cause feedback. Care should be taken to reduce the volume level of the microphone or locate the microphone(s) correctly to minimize the possibility of feedback.



Investment Summary

Prepared For:	Patrick Krieg
	City of Dunwoody 4800 Ashford Dunwoody Rd. Atlanta, GA 30338-4829

Prepared By:	Phil Fortune
Date Prepared:	08/09/2023
Proposal #:	431117-2
Valid Until:	09/09/2023

Total Equipment Cost **\$212,282.43**

Includes cable, connectors, hardware, switches, relays, terminal blocks, panels, etc., to ensure complete and operational system

Professional Integration Services **\$47,625.15**

Includes engineering, project management, CAD, on-site installation and wiring, coordination and supervision, testing, checkout, owner training, etc. performed on the Owner's premises. Also includes all fabrication, modification, assembly, rack wiring, programming, warranties, etc., some performed at AVI-SPL

Direct Costs **\$0.00**

Includes non equipment or labor costs, such as travel expenses, per diem, lift and vehicle rentals

General & Administrative **\$7,052.48**

Includes all G & A expenses: vehicle mileage, shipping and insurance, as applicable

Services - Room Support and Maintenance **\$9,885.34**

Includes post-installation support and maintenance options selected for installed rooms

Services - Device Maintenance **\$20,571.84**

Includes post-installation maintenance options selected for installed devices

Subtotal	\$297,417.24
Tax	Exempt (*)
Total	\$297,417.24

* Exemption from sales tax will be recognized only after a valid sales tax exemption certificate or other appropriate documentation of exemption has been provided to and approved by AVI-SPL; otherwise all applicable sales taxes will apply.

Purchase orders should be addressed to AVI-SPL LLC

Due to global semiconductor ("chip") shortages and supply chain disruptions pricing quoted in this proposal may change. Installation schedules are subject to current (daily) product availability and may be delayed or postponed.

This Entire Document and all information (including drawings, specifications and designs) presented by AVI-SPL LLC are the property of AVI-SPL LLC or its affiliate. Proprietary information provided to potential customers, clients or agents is for the sole purpose of demonstrating solutions delivery capabilities and shall be held in confidence. These Materials may not be copied, distributed or disclosed in any way without the sole written permission of an authorized representative of AVI-SPL. © Copyright AVI-SPL LLC. All Rights Reserved



Terms and Conditions

This Proposal together with AVI-SPL’s General Terms and Conditions and the applicable Addendum(a) located here and incorporated herein by this reference (collectively the “Agreement”) constitutes the entire agreement between AVI-SPL LLC (“Seller”, “AVI-SPL”, “we”, “us”, “our”) and the buyer/customer identified in the Proposal (“Buyer”, “Customer”, “Client”, “you”, “your”) with respect to its subject matter and supersedes all prior and contemporaneous agreements, representations and understandings of the Parties, written or oral. By signing below, issuing a valid purchase order for the Services and/or Products specified herein or receiving the Products and/or Services specified herein, whichever occurs first, Buyer acknowledges it has read and agrees to the terms of this Agreement. This Agreement shall not be binding upon Seller until accepted by Buyer as set forth in this Agreement and the earlier of Seller’s confirmation in writing of Buyer’s order and Seller’s performance under the applicable Proposal. Any terms and conditions contained in Buyer’s purchase order or any other Buyer-provided documents related to this transaction shall have no effect and are hereby rejected. Notwithstanding anything herein to the contrary, if a master services agreement signed by both Parties is in effect covering the sale of the Services and/or Products that are the subject of this Proposal, the terms and conditions of said agreement shall prevail to the extent they conflict or are inconsistent with this Agreement.

Billing and Payment Terms

Unless otherwise agreed in writing by Buyer and Seller in the Proposal, the total Proposal price, excluding the price for Stand-alone Services (as defined in this section), shall be billed as follows, subject to continuing credit approval: 50% down payment at time of order, 40% upon delivery at Seller; 10% upon project completion and Buyer sign-off or first beneficial use, whichever occurs first, payable net 30 from Buyer’s receipt of invoice. For purposes of this Agreement, “Stand-alone Services” means any Services not attached to an installation project. Billing and payment terms for Stand-alone Services are set forth in the applicable Service Addendum(a). Unless otherwise specified in the Proposal, Products are sold F.O.B. origin-Buyer to pay all shipping charges. If this Proposal covers Products or Services for more than one system, room, suite, or location, for purposes of payment in accordance with payment terms stated on the face hereof each room, suite, or location shall be treated as if the subject of a separate sale and payment made accordingly. Unless otherwise specified in the Proposal, all pricing and amounts are in US Dollars and all billing and payment shall be made in US Dollars.

Link to AVI-SPL Terms and Conditions: <https://avispl.com/terms-of-use/>

Buyer Acceptance

Buyer Legal Entity

Buyer Authorized Signature

Buyer Authorized Signatory Title

Buyer Authorized Signatory Name

Date

This Entire Document and all information (including drawings, specifications and designs) presented by AVI-SPL LLC are the property of AVI-SPL LLC or its affiliate. Proprietary information provided to potential customers, clients or agents is for the sole purpose of demonstrating solutions delivery capabilities and shall be held in confidence. These Materials may not be copied, distributed or disclosed in any way without the sole written permission of an authorized representative of AVI-SPL. © Copyright AVI-SPL LLC. All Rights Reserved



Room Summary - Haivision Supplied

Equipment List

Mfg	Model	Description	Qty	Unit Price	Extended Price
		<u>Dunwoody PD RTCC (Haivision Provided)</u>			
Haivision MCS	HAI3001022	Command 360 Software on an Alpha FX Core Video Processor wit	1	\$23,735.63	\$23,735.63
Haivision MCS	CIN3002001	Haivision Alpha FX 4K-4 Output Board	1	\$2,011.49	\$2,011.49
Haivision MCS	CIN3003001	Haivision Alpha FX 4K-D Input Board	3	\$6,839.08	\$20,517.24
Haivision MCS	CIN3003002	Haivision Alpha FX 4K-DE Input Board	1	\$8,448.28	\$8,448.28
Haivision MCS	3401007	Command 360 Software on a CineAgent 4	1	\$6,436.78	\$6,436.78
Haivision MCS	CIN3004003	Haivision Scale4 Video Expander Appliance - (1) DisplayPort	1	\$2,816.09	\$2,816.09
Haivision MCS	3101006	CineLink 4K-EL-4 IP Video Encoder, 4-Port with HDMI & Audio	4	\$8,448.28	\$33,793.12
Haivision MCS	3501008	NUC Kit with High Performance GPU, No Radio	1	\$2,735.63	\$2,735.63
Haivision MCS	HAI3502018	Device Control Pro	1	\$4,827.59	\$4,827.59
Haivision MCS	3599006	Device Control Interface, Pack of 4	2	\$603.45	\$1,206.90
Haivision MCS	HAI3005001	Haivision Alpha FX Core Video Wall Processor Spare Parts Pac	1	\$2,011.49	\$2,011.49
Subtotal					\$108,540.24

Room Support and Maintenance

Warranty; 3-months

\$0.00

Device Maintenance

Mfg	Model	Description	Months	Qty	Unit Price	Extended Price
Haivision MCS	CIN6101001	Haivision GuardianCare 24/7 Protection Program (Travel Inclu	12	1	\$20,571.84	\$20,571.84
Subtotal					\$20,571.84	

This Entire Document and all information (including drawings, specifications and designs) presented by AVI-SPL LLC are the property of AVI-SPL LLC or its affiliate. Proprietary information provided to potential customers, clients or agents is for the sole purpose of demonstrating solutions delivery capabilities and shall be held in confidence. These Materials may not be copied, distributed or disclosed in any way without the sole written permission of an authorized representative of AVI-SPL. © Copyright AVI-SPL LLC. All Rights Reserved



Equipment Total	\$108,540.24
Installation Materials	\$1,346.15
Professional Services	\$11,494.13
Direct Costs	\$0.00
General & Administrative	\$3,332.82
Services - Device Maintenance	\$20,571.84
Subtotal	\$145,285.18

For informational purposes only – all Purchase Orders must match Investment Summary details.

This Entire Document and all information (including drawings, specifications and designs) presented by AVI-SPL LLC are the property of AVI-SPL LLC or its affiliate. Proprietary information provided to potential customers, clients or agents is for the sole purpose of demonstrating solutions delivery capabilities and shall be held in confidence. These Materials may not be copied, distributed or disclosed in any way without the sole written permission of an authorized representative of AVI-SPL. © Copyright AVI-SPL LLC. All Rights Reserved



Room Summary - AVI-SPL Supplied

Equipment List

Mfg	Model	Description	Qty	Unit Price	Extended Price
		Dunwoody PD RTCC (AVI-SPL Provided)			
		Display Section			
LG ELECTRONICS	LGE55VM5JH4P	LCD, 2 X 2 55" 1080P 500NIT 1K:1C IPS 24/7 W/PEERLESS MNT	3	\$10,637.36	\$31,912.08
Samsung	VE55B-E	LCD, 55" 4K High Brightness LED IPS 24/7 Display One Spare	0	\$2,381.32	\$0.00
Chief	CHILVS1U	Push/Pull Front Access Video Wall Mount	0	\$694.06	\$0.00
		Video Section			
Kramer	KRA675RT	HDMI over Fiber 4K60 Extender Transmitter and Receiver Kit	3	\$1,190.59	\$3,571.77
		Audio Section			
Biamp	BIATESIRAFORTEDANVT	DSP with 12 Channel Mic/Line Inputs with AEC, 8 Line Outputs	1	\$3,041.18	\$3,041.18
Biamp	BIAAMPA460H	4-Channel Amplifier, 60W Per Channel, Bridgeable to (1) 120W	1	\$641.18	\$641.18
Tannoy	TANCVS601	6in Ceiling Speaker, 70V, 120W, White Finish	6	\$139.18	\$835.08
		Control Section			
PLANAR SYSTEMS	PLA9979363	LCD, 24" 1080P 250NIT 12LB HELIUM TOUCH (PCT2435)	1	\$300.00	\$300.00
CRESTRON	CREHDTXC4KZ101	TRANSMITTER, DM LITE 4K60 4:4:4 FOR HDMI, RS-232 FOR PROJECTOR	1	\$276.47	\$276.47
CRESTRON	CREHDRXC4KZ101	RECEIVER, 4K60 4:4:4 FOR HDMI, RS-232 & IR EXT FOR PROJECTOR	1	\$276.47	\$276.47
		Misc Section			
APC	APCAR3100	42RU Server Rack/Cabinet with 42.13in Depth	1	\$1,676.65	\$1,676.65
Ubiquiti	UBIERX	Edge Gigabit EdgeRouter with Advanced Network Management and	1	\$65.98	\$65.98
Linksys	LGS328PC	24-Port Managed Gigabit PoE+ Switch 250W with 4 1G SFP Uplin	1	\$442.74	\$442.74
Raritan	RARMCDLED17108	Rackmount Single User KVM Station with Integrated 8Port KVM	1	\$2,428.24	\$2,428.24
Raritan	RARMDCIMDVI	KVM Transmitter - DVI and Dual USB to CAT- Compatible with R	1	\$164.38	\$164.38
Raritan	MDCIM-DP	KVM Transmitter - DP and Dual USB to CAT- Compatible with Ra	1	\$164.34	\$164.34
MIDDLE ATLANTIC	MIDUPSS2200R	UPS, RACKMOUNT 2200VA 2 SPACE	1	\$906.35	\$906.35
CINEMASSIVE	CIN3502005	DISPLAY CONTROL FOR CINENET CONTROL	1	\$591.18	\$591.18

This Entire Document and all information (including drawings, specifications and designs) presented by AVI-SPL LLC are the property of AVI-SPL LLC or its affiliate. Proprietary information provided to potential customers, clients or agents is for the sole purpose of demonstrating solutions delivery capabilities and shall be held in confidence. These Materials may not be copied, distributed or disclosed in any way without the sole written permission of an authorized representative of AVI-SPL. © Copyright AVI-SPL LLC. All Rights Reserved



Mfg	Model	Description	Qty	Unit Price	Extended Price
		SYSTEM			
		Rack Power Distribution - MISC			
SURGEX	SURSXDS158	POWER CONDITIONER, DEFENDER SERIES 8-OUTLET SURGE SUPPRESSOR	2	\$223.53	\$447.06
MIDDLE ATLANTIC	MIDPDT1015CMNS	POWER STRIP, 10 OUTLET SINGLE 15A, THIN FOR RACK	1	\$185.29	\$185.29
		MISC RACK HARDWARE (BLANKS ETC.)	1	\$147.06	\$147.06
		Cabling and Infrastructure			
BELDEN WIRE AND CABLE	BELF13D006P9	CABLE, FX INDOOR DISTRIBUTION TIGHT BUFFER	500	\$0.74	\$370.00
		Project Cabling Infrastructure	4	\$1,185.88	\$4,743.52
		Interconnect Cables, Connectors, Adapters	2	\$1,185.88	\$2,371.76
		Customer Furnished Equipment			
		Projector and Mount (Owner Furnished Equipment)	1	OFE	OFE
		Fixed Projection Screen (Owner Furnished Equipment)	1	OFE	OFE
		Required Power, Data, Wall Backing, Ceiling Tile, Cable Path (Owner Furnished Equipment)	1	OFE	OFE
Subtotal					\$55,558.78

Room Support and Maintenance

Elite Maintenance Services - Room; 36-months	\$9,885.34
Equipment Total	\$55,558.78
Installation Materials	\$3,024.02
Professional Services	\$23,778.08
Direct Costs	\$0.00
General & Administrative	\$3,719.66
Services - Room Support and Maintenance	\$9,885.34
Subtotal	\$95,965.88

For informational purposes only – all Purchase Orders must match Investment Summary details.

This Entire Document and all information (including drawings, specifications and designs) presented by AVI-SPL LLC are the property of AVI-SPL LLC or its affiliate. Proprietary information provided to potential customers, clients or agents is for the sole purpose of demonstrating solutions delivery capabilities and shall be held in confidence. These Materials may not be copied, distributed or disclosed in any way without the sole written permission of an authorized representative of AVI-SPL. © Copyright AVI-SPL LLC. All Rights Reserved



Room Summary - Fountainhead Console

Equipment List

Mfg	Model	Description	Qty	Unit Price	Extended Price
FOUNTAINHEAD	CUSTOM	CONSOLE TYPE A CONSOLE TYPE A ELITE AIR 24/7 - 2x OP SIT/STAND DIMENSIONS: 61.4" x 35.4" x 29.3" - 49.0" -FOOT CABINET 1 PC RIGHT & LEFT -PULL OUT SHELF FOR 1 PC CABINET FOOT 2 -FOOT 3 DRAWERS CENTRAL 1 -MODESTY PANEL 1800 CAB 1PC-CAB 2PC 2 -STRAIGHT WORKSURFACE 1800 LED 2 NOV-ARM SUPPORT 3XMONITOR CLU II SILVER CB 2 IBC*-PDU 10x 2 IBC CABLE -WIELAND 3AWG-14 LH BLACK 3M 2 -POWER SUPPLY BOX 12V 75W 8 EXIT 2WAYS 2 LED KIT BLUE WORKSURFACE CORNER (X2) 4 LED KIT BLUE FOOT CAB 1PC RIGHT/LEFT 2 LED KIT BLUE DRAW CEN/RIGHT/LEFT 1 CBL-IEC-C13 NEMA-5-15P SVT 18/3AWG 10A 0.4M BLACK 2 CBL-IEC-C13 NEMA-5-15P SVT 18/3AWG 10A BLACK 1M	1	\$19,355.48	\$19,355.48
FOUNTAINHEAD	CUSTOM	CUSTOM ROLL CALL CONSOLE TABLE CUSTOM ROLE-CALL TABLE ELITE*-10x OPERATORS CONVEX CURVE D815MM DIMENSIONS: 295.27" (curved) x 32.0" x 29.3" FOOT RIGHT, CENTRAL & LEFT 31.5 -FRAME DUCT 2C 59.05 -ANGULAR DUCT 2.5 -WORKSURFACE L INSTRA R STRAIGHT 59.05 -WORKSURFACE L STRAIGHT R CONV 2,5 59.05 -WORKSURFACE L CONV 2.5 R CONV 2,5 59.05 -WORKSURFACE L CONV 2.5 R STRAIGHT 59.05 IBC-POWER STRIP ENERGY & DATA IBC*-INTRO2 POWER AND DATA STRIP IBC-CABLE -WIELAND 3AWG-14 LH BLACK 3M -WORKSURFACE L STRAIGHT R INSTRA 59.05	1	\$24,457.76	\$24,457.76
				Subtotal	\$43,813.24

Room Support and Maintenance

Warranty; 3-months

\$0.00

This Entire Document and all information (including drawings, specifications and designs) presented by AVI-SPL LLC are the property of AVI-SPL LLC or its affiliate. Proprietary information provided to potential customers, clients or agents is for the sole purpose of demonstrating solutions delivery capabilities and shall be held in confidence. These Materials may not be copied, distributed or disclosed in any way without the sole written permission of an authorized representative of AVI-SPL. © Copyright AVI-SPL LLC. All Rights Reserved



Equipment Total	\$43,813.24
Installation Materials	\$0.00
Professional Services	\$12,352.94
Direct Costs	\$0.00
General & Administrative	\$0.00
Subtotal	\$56,166.18

For informational purposes only – all Purchase Orders must match Investment Summary details.

This Entire Document and all information (including drawings, specifications and designs) presented by AVI-SPL LLC are the property of AVI-SPL LLC or its affiliate. Proprietary information provided to potential customers, clients or agents is for the sole purpose of demonstrating solutions delivery capabilities and shall be held in confidence. These Materials may not be copied, distributed or disclosed in any way without the sole written permission of an authorized representative of AVI-SPL. © Copyright AVI-SPL LLC. All Rights Reserved

Global Support and Maintenance

AVI-SPL's Global Support and Maintenance services relieve you of the day-to-day burden of maintaining your collaboration technology estate, keeping your teams connected, and concentrated on delivering business value.

Elite Support

Our Elite services give you an extra level of onsite responsiveness and support with:

- **Unlimited onsite support M-F, 8am-5pm***
- **Unlimited remote help desk support – available globally 24x7x365**
- Facilitation of manufacturer repair or replacement programs – **let us navigate your warranty terms**
- **Software and firmware updates** managed remotely for covered assets



Global Support Operations Centers

- AVI-SPL's Global Support Operations Centers (GSOCs) deliver live help desk support 24x7x365.
- Offering quick and efficient email, phone, and portal communications options.
- The GSOCs will diagnose a problem, implement a repair remotely, or escalate to a specialist.

Repair/Replacement Facilitation – Some equipment may be repairable or replaced at no charge under the manufacturer's warranty. The help desk will assist in arranging the return of the defective equipment to the manufacturer for service/replacement as applicable.

Software Updates and Upgrades – access to the help desk for software updates and upgrades remotely available per manufacturer recommendation. Updates are provided on an as needed basis. Once an issue is reported, the remote help desk coordinates with you and the manufacturer to determine the best course of action. If a programmer is required, additional charges may apply at the applicable rate for those services.

Unlimited Onsite Support – available Monday through Friday, 8 a.m. - 5 p.m.*, excluding holidays, with travel included. Where applicable, AVI-SPL will provide a two-business day onsite response following the help desk's determination that an onsite dispatch is needed.

*Local standard time excluding AVI-SPL holidays.



Real Time Crime Center

Dunwoody PD

Drawing Package

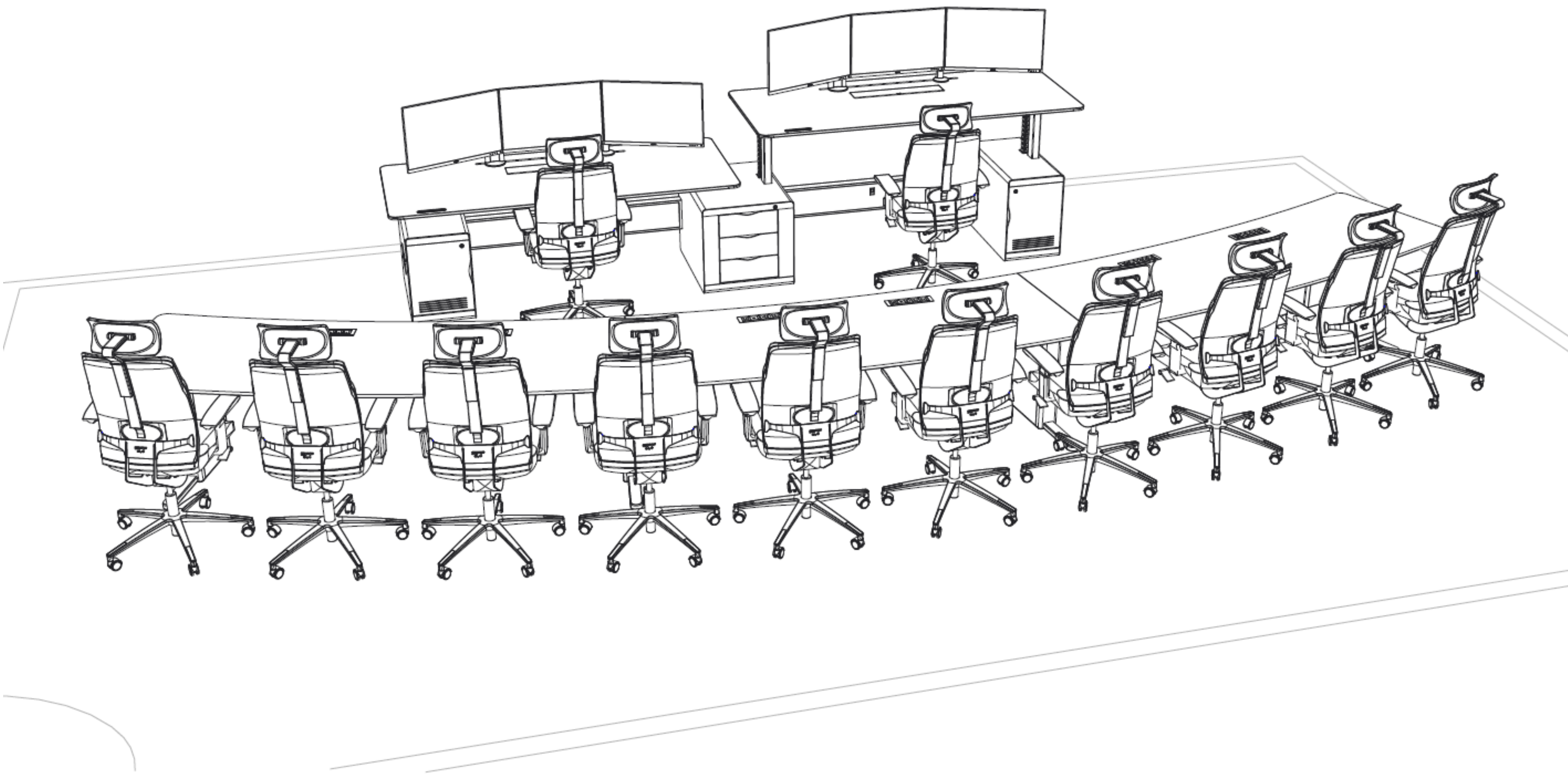


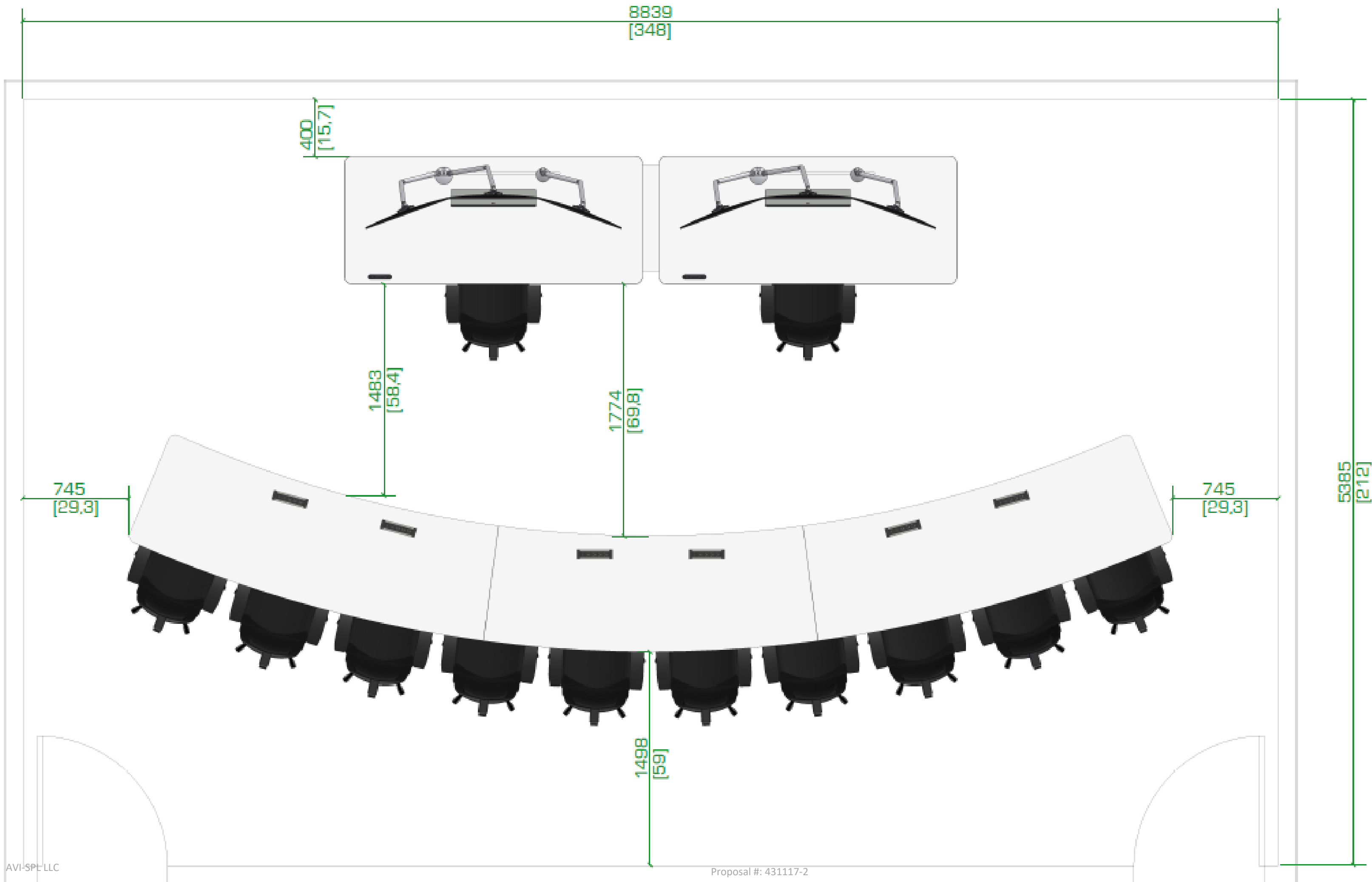
Presented To
Phil Fortune
AVI-SPL

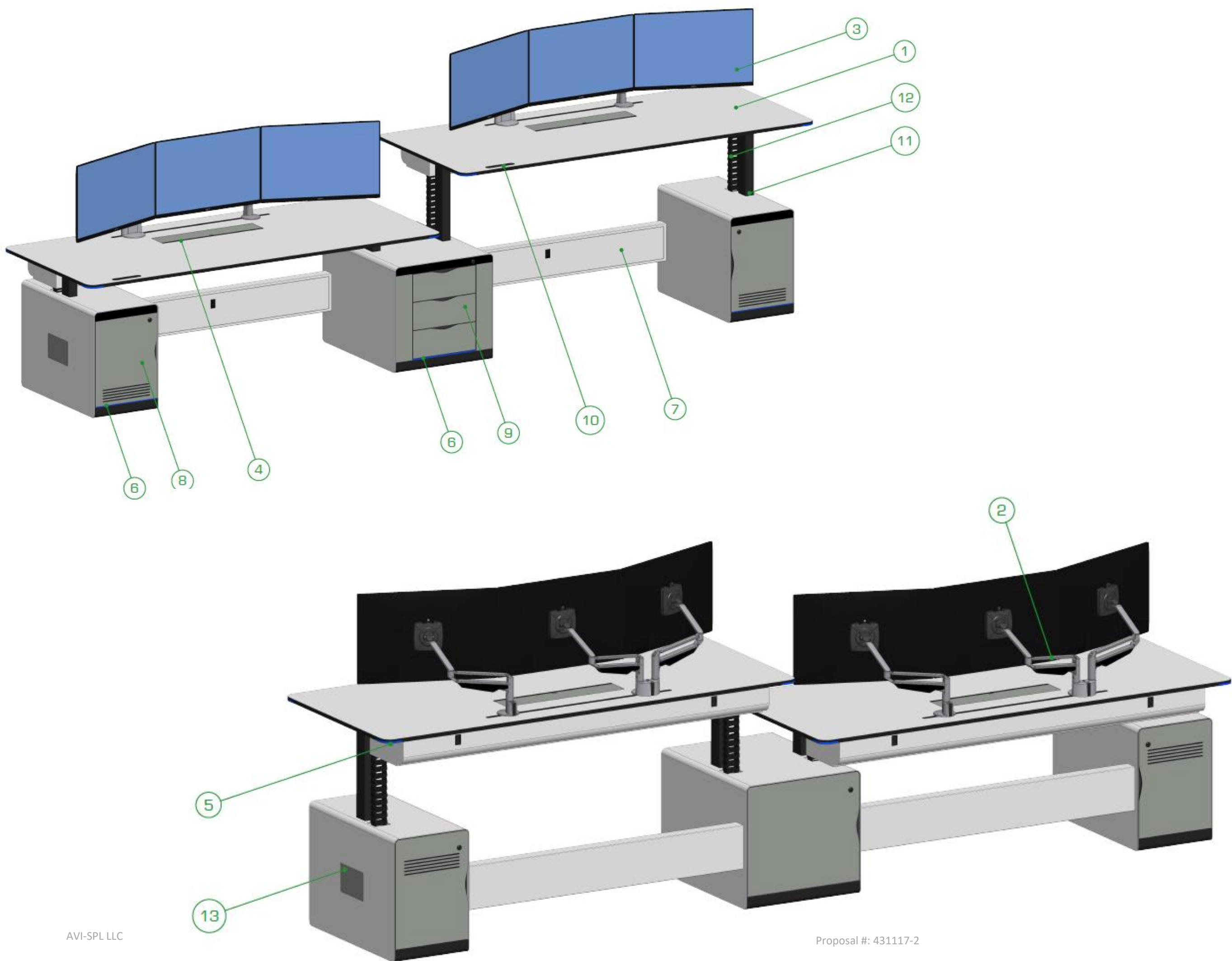
Presented by
Noah White
Senior Account Manager

Proposal #: 431117-2





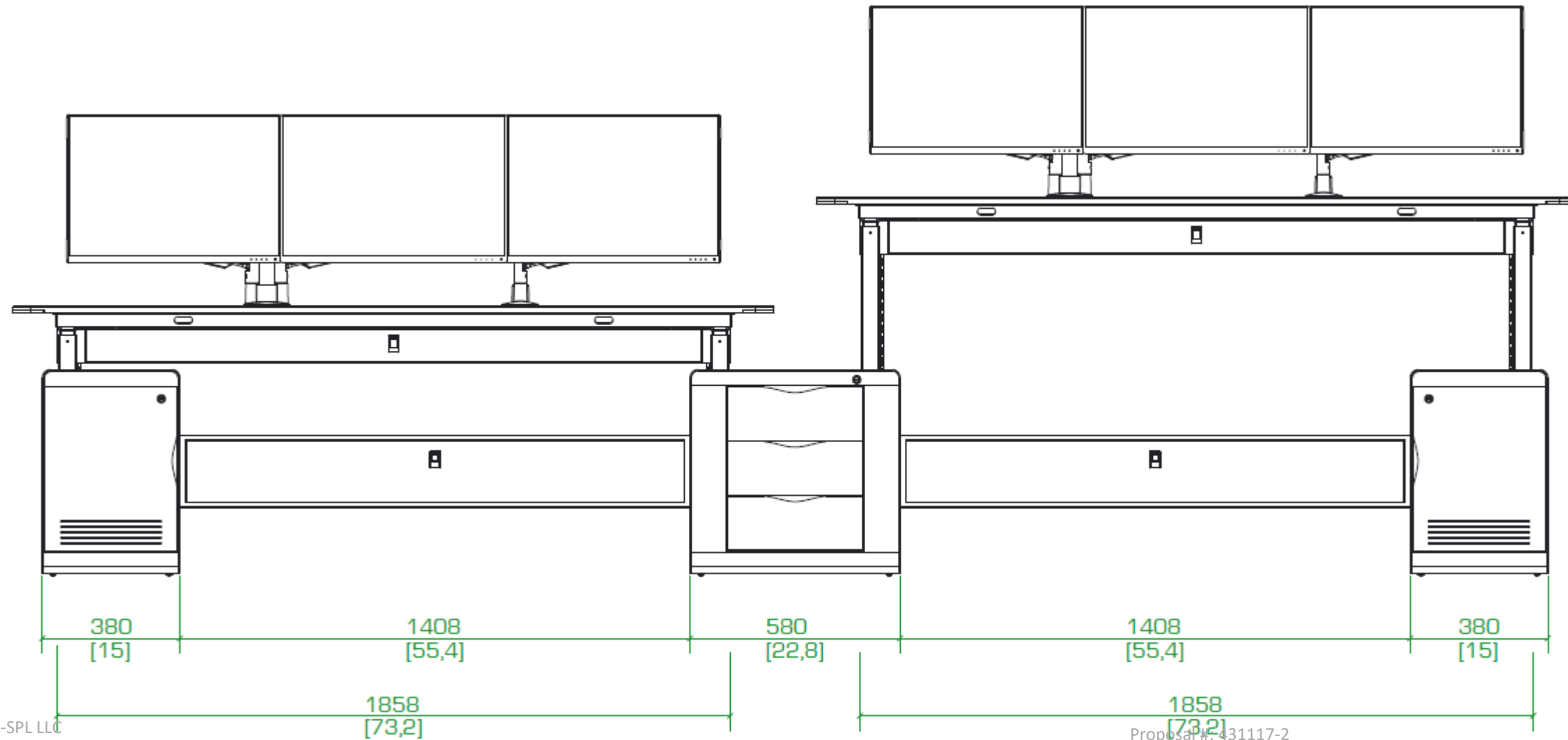
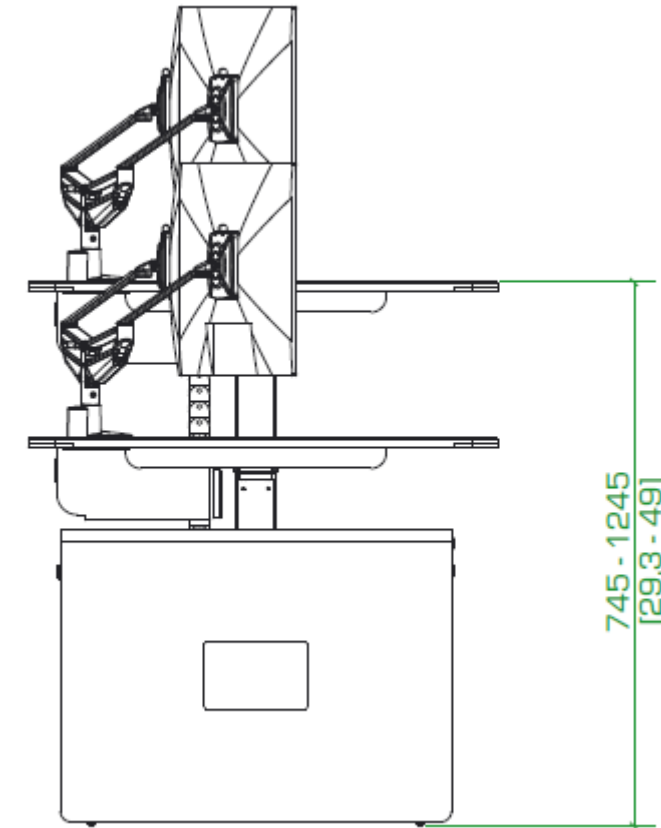
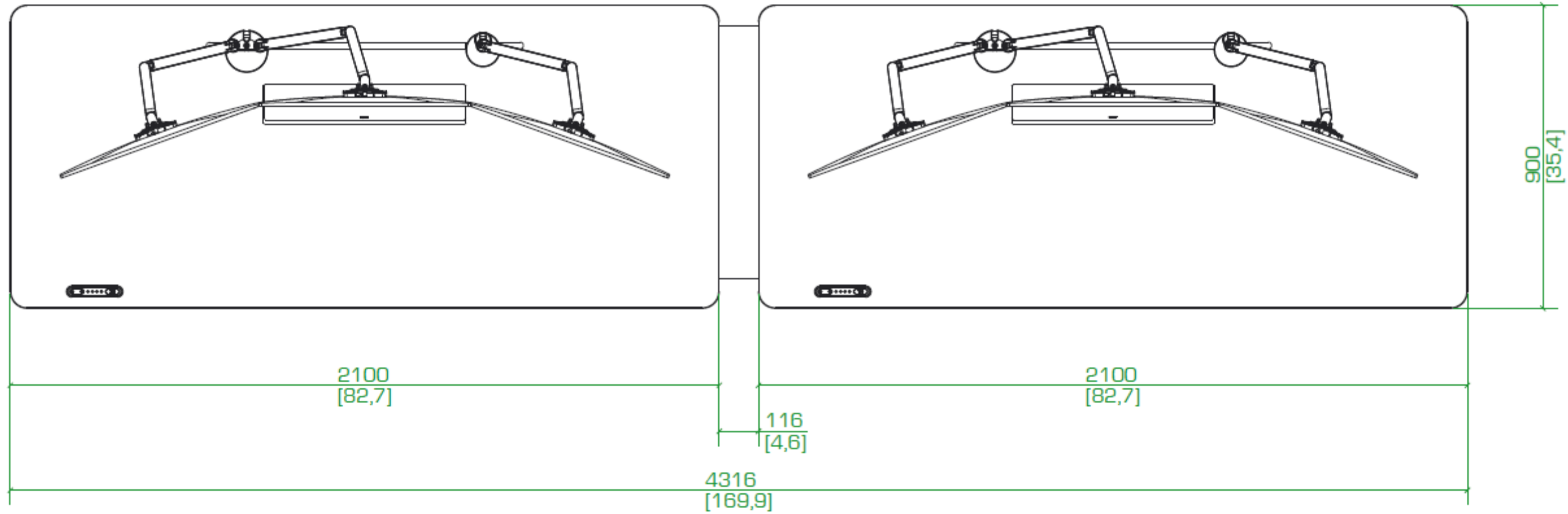





- 1 WORKSURFACE**
Made in HPL (High pressure laminate) phenolic compact, anti-scratch, anti-bacterian and fire retardant.
- 2 MONITOR ARM**
Adjustable monitor arm. With height, tilt and rotation regulation. Up to 7 kg of load capacity.
- 3 MONITOR**
3 x 27" monitor per operator (not supplied).
- 4 CONNECTIVITY DOCK**
Quick and comfortable access to power and data sockets from top. Hinged cover with soft closing.
- 5 SAFETY PERIMETER LED**
Led lighting on the work surface edges, indicating the console's perimeter for risk prevention (optional).
- 6 AMBIENT LED LINE**
Led lighting on the computer and drawers cabinets indicating the console's perimeter and provide ambient light (optional).
- 7 CABLE MANAGEMENT DUCT**
Permits cabling from the ends of the console, with removable cover. At the same time adds some privacy in the legs area.
- 8 COMPUTER CABINET**
Capacity up to 1 PC. Equipped with HPL perforated doors, bottom cables entry and key locks.
- 9 DRAWERS CABINET**
3 drawers cabinet with centralized key lock. Capacity for A4 documents, office material and personal items.
- 10 LIFTING COLUMNS CONTROL**
Up and down drive with 3 memory positions.
- 11 LIFTING COLUMN**
Raises and lowers the worksurface by providing a smooth, quiet and elegant movement.
- 12 CABLE CHAIN**
Drives cabling from worksurface to equipment cabinet.
- 13 LOGO**
Printed customer corporative logo (optional).

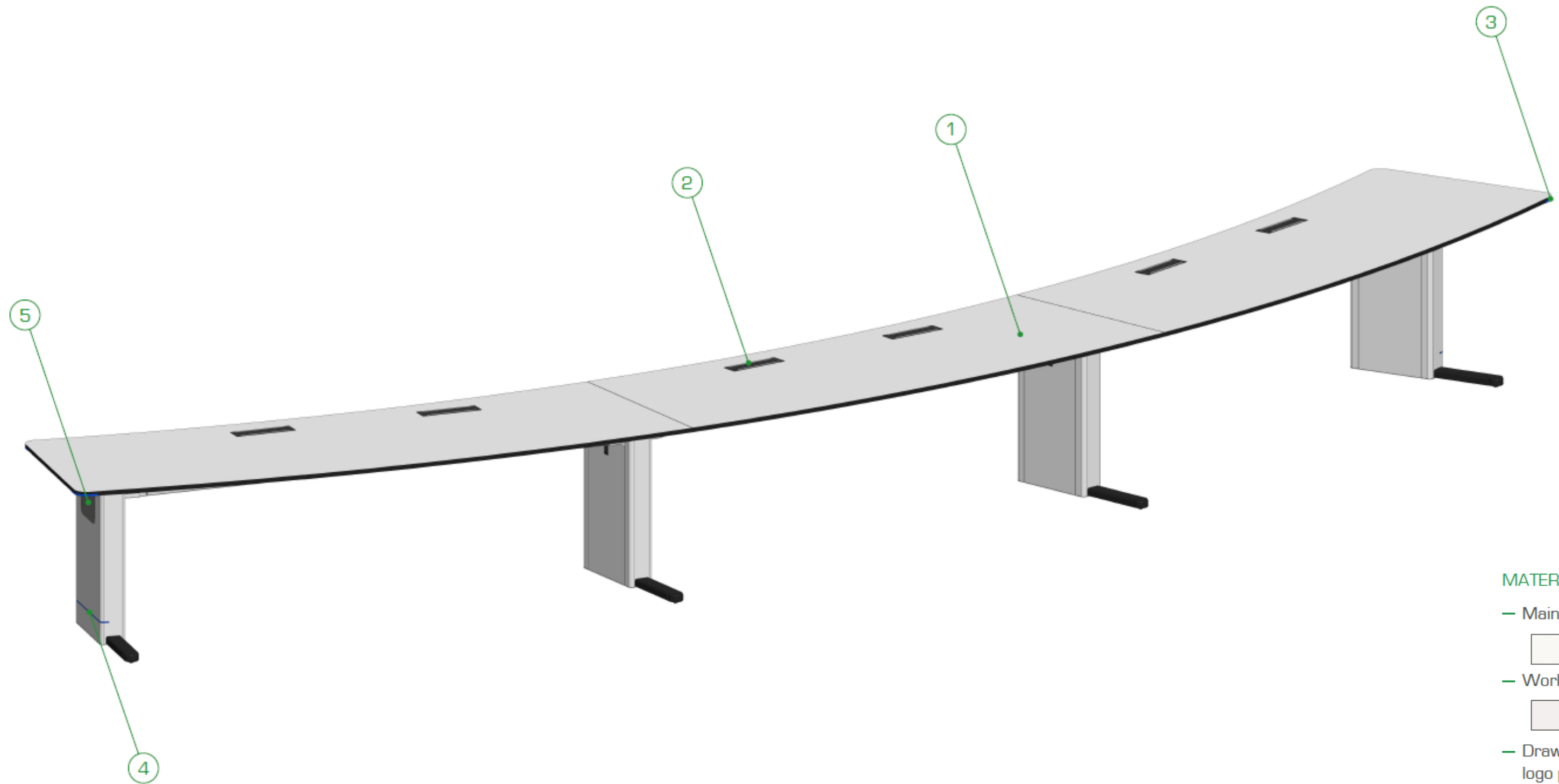
MATERIALS & FINISHES

- Main frame and feet
 - Steel - White RAL 9010
- Work surfaces
 - HPL Phenolic - Max White 0085
- Drawers front, doors, docking cover and logo plate
 - HPL Phenolic - Pastel grey 0074

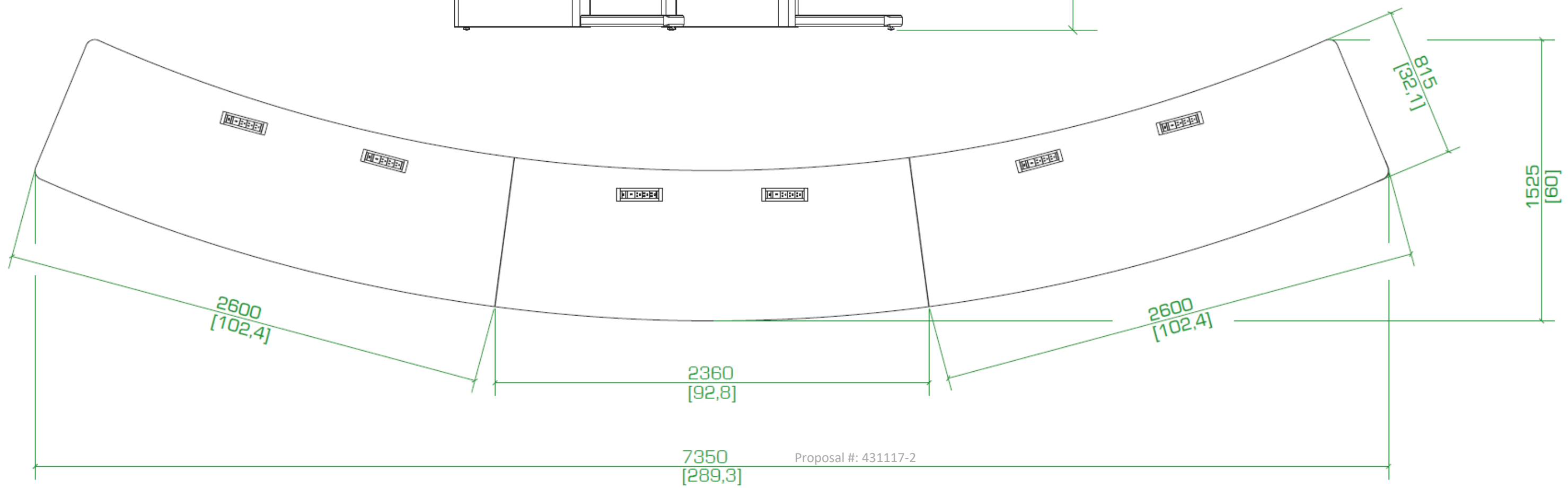
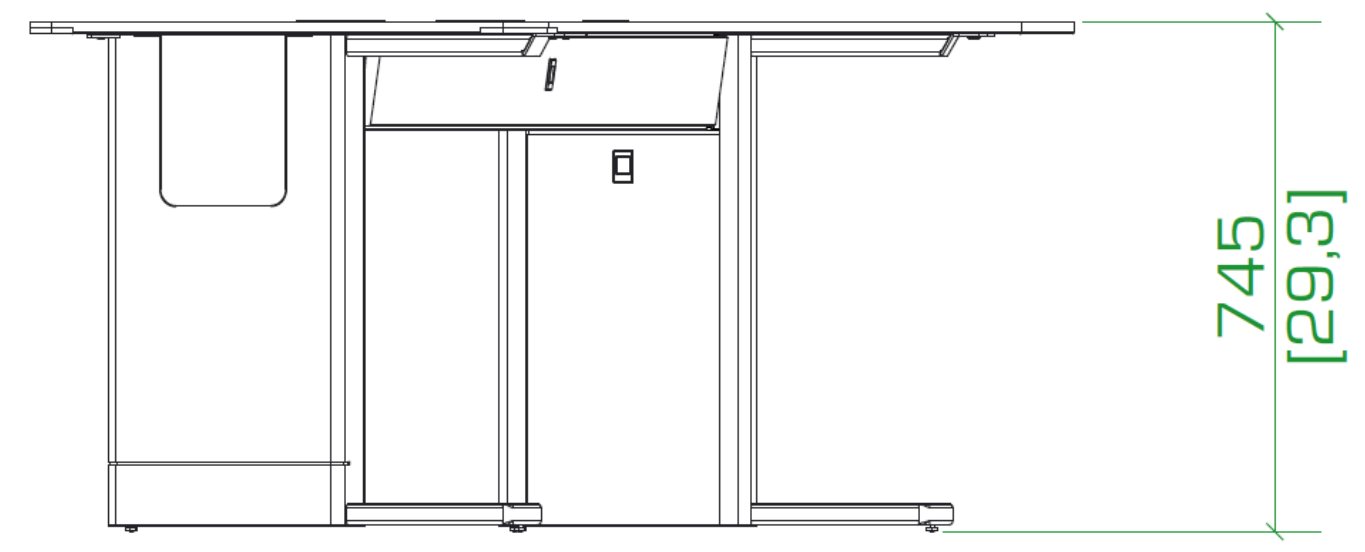
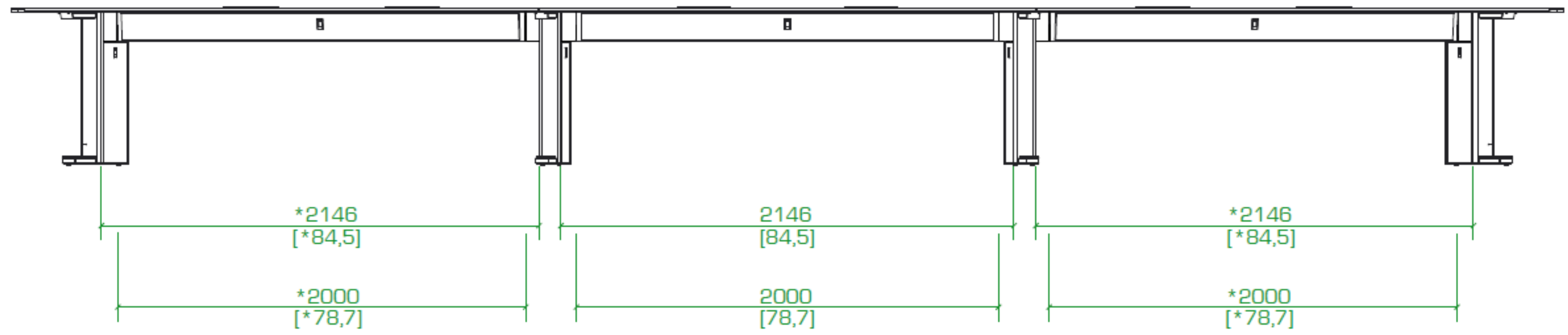




- 1 **WORKSURFACE**
Made in HPL (High pressure laminate) phenolic compact, anti-scratch, anti-bacterian and fire retardant.
- 2 **DESKTOP CONNECTIVITY FRAME**
Connectivity frame with power and data sockets.
- 3 **SAFETY PERIMETER LED**
Led lighting on the work surface edges, indicating the console's perimeter for risk prevention (optional).
- 4 **AMBIENT LED LINE**
Led lighting on the computer and drawers cabinets indicating the console's perimeter and provide ambient light (optional).
- 5 **LOGO**
Printed customer corporative logo (optional).



- MATERIALS & FINISHES**
- Main frame and feet
 - Steel - White RAL 9010
 - Work surfaces
 - HPL Phenolic - Max White 0085
 - Drawers front, doors, docking cover and logo plate
 - HPL Phenolic - Pastel grey 0074




Integration Inclusions and Exclusions

Inclusions

The following items are **included** in this proposal unless **specifically noted otherwise** within this proposal document or scope of work statement:

- All equipment, wire, and accessories required for a fully functional audio/visual system per the agreed upon scope of work.
- Non-union labor associated with audio/visual system engineering, installation, programming, and testing.
- Documentation package including complete as-built AV system diagrams, and manufacturer's operation manuals.
- Coordination and cooperation with the construction team in regard to installing the system.
- User demonstration of full AV system operation for final sign-off.



Any additional trips, labor, or materials due to failure of the other workforces to have the audiovisual system rough-in work completed as anticipated and previously confirmed, will be added to the project billing as required.


Unless otherwise agreed in writing by AVI-SPL, all work performed by AVI-SPL will take place between the hours of 8:00 a.m. and 6:00 p.m. local time, Monday through Friday, excluding public and bank holidays. If AVI-SPL is required to perform work outside of these hours, customer will be charged AVI-SPL's standard overtime rates. Any changes in the hours or days of performance must be agreed to in writing by AVI-SPL.

Where applicable, the owner's architect will provide AVI-SPL's engineering department with all required architectural floor, reflected ceiling, building elevation, and section plans in AutoCAD® format at no charge to AVI-SPL.

Exclusions

The following items are **excluded** from this proposal **unless specifically identified otherwise** within this proposal document or scope of work statement.

- All conduits, high voltage wiring panels, breakers, relays, boxes, receptacles, etc. Any related electrical work including, but not limited to, 110VAC, conduit, core drilling, raceway, and boxes.
- Voice/data cabling, IE analogue phone lines, ISDN lines, network ports, etc.
- Network connectivity, routing, switching, and port configuration necessary to support audiovisual equipment.
- Concrete saw cutting and/or core drilling.
- Fire wall, ceiling, roof and floor penetration, patching, removal, or fire stopping.
- Necessary sheet rock replacement, ceiling tile, T-bar replacement, and/or wall/ceiling repair.
- Any and all millwork (moldings, trim, etc.). All millwork or modifications to project millwork/furniture to accommodate the AV equipment is to be provided by others.
- Painting, patching, or finishing, of architectural surfaces.
- Permits (unless specifically provided for elsewhere in this proposal document or scope of work statement).
- Engineered (P.E.) seals and/or stamped structural/system details.
- HVAC and plumbing relocation.
- Rough-in, bracing, framing. or finish trim carpentry for installation.
- Cutting, structural welding, or reinforcement of structural steel members required for support of assemblies, if required.
- Owner furnished equipment or equipment furnished by others that is integrated into the systems (as described above) is assumed to be current, industry acceptable, and in good working order. If it is determined that this equipment is faulty upon installation, additional project charges may be incurred.
- Additional or specific manufacturer's "User Adoption" training.
- Additional costs for union labor.





Addendum to General Terms and Conditions – Equipment Ordering

Due to global supply chain constraints, Seller is experiencing longer than normal lead times on equipment. As a result, Seller cannot guarantee lead times on equipment and will not be liable for any delays in equipment delivery to the extent caused by such constraints. However, as the supply chain continues to improve, we will not be ordering equipment for jobs that start more than 120 days from when the contracted site is ready unless lead times are greater than 90 days.

In order for Seller to appropriately plan and coordinate its resources, Buyer must commit to a **site readiness for installation date**, (subject to timely delivery of equipment) on or about _____, 20__.

AVI-SPL LLC Initials

Should Buyer elect to purchase equipment immediately upon placement of order or greater than 120 days prior to the above readiness date, to mitigate delays, Buyer agrees to receive the equipment at their designated location and Seller will immediately bill Buyer upon placement of such order. Buyer shall pay for such equipment within the payment terms (e.g. net 30) specified herein, regardless of any other agreed upon billing terms or billing terms specified herein. Warranty on such equipment shall commence upon delivery of the equipment to Buyer’s designated location, notwithstanding any other agreed upon warranty terms or warranty terms specified herein.

By initialing next to this sentence, Buyer elects to purchase equipment immediately upon placement of order in accordance with the terms of this Addendum.

Buyer Initials

Buyer Acceptance

Signed Name

Company Name

Printed Name, Title

Date

This Entire Document and all information (including drawings, specifications and designs) presented by AVI-SPL LLC is the property of AVI-SPL or its affiliate. Proprietary information provided to potential customers, clients or agents is for the sole purpose of demonstrating solutions delivery capabilities and shall be held in confidence. These Materials may not be copied, distributed or disclosed in any way without the sole written permission of an authorized representative of AVI-SPL. © Copyright AVI-SPL LLC. All Rights Reserved



**Customer
Opportunity
Address**

**CITY OF DUNWOODY
Real Time Crime Center (RTCC)
4800 Ashford Dunwoody Rd NE
Atlanta, GA 30338
USA**

**Quote Number
Revision No.**

**QUO-79433-H9B8J5
0**

Item	Qty	Part number	Description	Unit Price	Extended Price	Price
1 RTCC						
1.10	1.00	DIV-A50478427	Barco UniSee SmartTrim with Draper Mount Interface - Black - 192" x 81"	\$5,134.00	\$5,134.00	
1.20	12.00	DIV-A50450682	UNI-0007 View700n	\$5,897.00	\$70,764.00	
1.30	1.00	DIV-A50445091	UniSee New Gen Installation Kit	\$336.00	\$336.00	
1.40	12.00	DIV-A50445089	UniSee New Gen Smart Mount	\$720.00	\$8,640.00	
1.50	21.00	DIV-A50445090	UniSee New Gen Smart Mount Crosses	\$88.00	\$1,848.00	
1.60	1.00	DIV-A50481962	Wall Manager Edge	\$1,228.00	\$1,228.00	
1.70	12.00	DIV-A50491814	Video wall Management Suite: 'Monitor' offering	\$0.00	\$0.00	
1.80	1.00	DIV-A50443268	EssentialCare (HW) - 5 Years	\$4,630.00	\$4,630.00	
1.90	6.00	DIV-A50493238	Universal Fiber Optic HDMI Complete Set: Detachable HDMI TX and RX	\$414.00	\$2,484.00	
1.100	1.00	DIV-A50503042	Command 360 Software on an Alpha FX Core Video Processor with Premium	\$29,900.00	\$29,900.00	
1.110	1.00	DIV-A50424503	CineMassive Alpha FX 4K-4 Output Board	\$2,000.00	\$2,000.00	
1.120	5.00	DIV-A50503043	Haivision Alpha FX 4K-D Input Board	\$7,500.00	\$37,500.00	
1.130	1.00	DIV-A50425644	Alpha FX 4K-DE Input Board	\$10,000.00	\$10,000.00	
1.140	1.00	DIV-A50503049	Command 360 Software on a CineAgent 4	\$8,050.00	\$8,050.00	
1.150	1.00	DIV-A50503045	Streaming Engine	\$6,900.00	\$6,900.00	
1.160	1.00	DIV-A50506778	Haivision Scale4 Video Expander Board - (1) Mini-DisplayPort 1.2 Input, (4) Mini-	\$2,100.00	\$2,100.00	
1.170	3.00	DIV-A50503046	Haivision CineLink KVM E2 Encoder, 2-port	\$7,500.00	\$22,500.00	
1.180	1.00	DIV-A600000X	Haivision CineLink KVM AP4 Access Point, 4-Port	\$3,600.00	\$3,600.00	
1.190	2.00	DIV-A600000X	Haivision CineLink KVM E2 Encoder, 2-port	\$4,200.00	\$8,400.00	
1.200	1.00	DIV-A600000X	Haivision CineLink KVM E4 Encoder, 4-Port	\$5,400.00	\$5,400.00	
1.210	2.00	DIV-A50505624	15.6in Touch Control Point	\$2,450.00	\$4,900.00	
1.220	1.00	DIV-A600000X	Device Control pro	\$5,175.00	\$5,175.00	
1.230	4.00	DIV-A50503056	Haivision Engineering Service	\$215.00	\$860.00	
1.240	24.00	DIV-A50503057	Haivision PM Service	\$215.00	\$5,160.00	
1.250	2.00	DIV-A50503058	Haivision Commissioning Services 1Tech, 1 Day	\$2,304.00	\$4,608.00	
1.260	1.00	DIV-A50503059	Haivision User Training, 1 Day	\$1,875.00	\$1,875.00	
1.270	1.00	DIV-A50503061	Haivision GuardianCare 24/7 Protection Program (Travel Included-CONUS &	\$16,038.00	\$16,038.00	
1.280	1.00	DIV-A50492631	Q-SYS Core 110f v2 Network + Analog I/O Processor	\$3,368.00	\$3,368.00	
1.290	3.00	DIV-A50477833	Q-SYS Peripheral providing 2 mic/line inputs and 2 line outputs. Up to 4 devices	\$548.00	\$1,644.00	
1.300	1.00	DIV-A50207485	1/2 RU 2 Channel ENERGY STAR amplifier / Stereo operation 60 watts into 8 ohm	\$564.00	\$564.00	
1.310	1.00	DIV-A50207044	8" Two-way ceiling speaker, 70/100V transformer with 8 ohm bypass, 100-deg	\$184.00	\$184.00	
1.320	1.00	DIV-A600000X	Three customer consoles to accommodate two ultrawide monitors and one	\$49,334.00	\$49,334.00	
1.330	6.00	DIV-A50402221	32" LG Monitor, True 4K 3840X2160, 16:9 IPS, HDMI 2.0 (2), Display Port, USB 3.0	\$659.00	\$3,954.00	
1.340	3.00	DIV-A600000X	Iron Horse 4100 Intensive Use 400 LB 24/7 Heavy Duty Office Chair - IH-4100	\$2,827.00	\$8,481.00	
1.350	3.00	DIV-A600000X	Mackie CR-X Series, CR StealthBar Desktop PC Soundbar with Bluetooth	\$114.00	\$342.00	
1.360	1.00	DIV-A50440116	M4250-40G8XF-PoE+, 40x1G PoE+ 960W and 8xSFP+ Managed Switch	\$2,941.00	\$2,941.00	
					Items Subtotal	\$340,842.00
zz.Miscellaneous Materials						
1.470	1.00	DIV-A50000002	Miscellaneous Materials	\$10,770.00	\$10,770.00	
					Items Subtotal	\$10,770.00
Professional Services						
1.370	1.00		Design Engineering Services	\$11,072.00	\$11,072.00	
1.390	1.00		Project Management Services	\$11,392.00	\$11,392.00	
1.400	1.00		Field Engineering Services	\$8,600.00	\$8,600.00	
1.430	1.00		On-site Installation Services	\$18,018.00	\$18,018.00	
1.440	1.00		Project Administration/Coordination	\$774.00	\$774.00	
1.480	1.00		Assurance - 1 year, details specified in Proposal	\$22,030.00	\$22,030.00	
					Services Subtotal	\$71,886.00
General & Administrative						
1.450	1.00		Freight	\$8,377.00	\$8,377.00	
					G&A Subtotal	\$8377.00
Travel & Expense						
1.460	1.00		Travel and Expenses	\$14,514.00	\$14,514.00	



Customer
Opportunity
Address

CITY OF DUNWOODY
Real Time Crime Center (RTCC)
4800 Ashford Dunwoody Rd NE
Atlanta, GA 30338
USA

Quote Number
Revision No.

QUO-79433-H9B8J5
0

Item	Qty	Part number	Description	Unit Price	Extended Price	Price
1			RTCC			
					Expense Subtotal	\$14514.00
					Room/Task Total	\$446,389.00

SUMMARY			
Item	Qty	Room/Task Description	Extended Price
1	1.00	RTCC	\$446,389.00
		Total Tax	\$0.00
		Grand Total	\$446,389.00

This bill of materials is for the audio, video, and furniture for the City of Dunwoody's proposed RTCC. This is budgetary at this point and will need refinement should the budget be approved.



This document is an **Estimate Only**. Final pricing and scope may vary.

Dunwoody Police Department RTCC Video Wall System - Full Turnkey

Proposal: 07312023D

Prepared By: Noah White

Date: 7/31/2023

Direct:

Expires: 10/24/2023

Email: noah.white@fountainheadcontrolrooms.com

Typical Project Lead Time: 14-16 weeks from receipt of order and compliance with applicable billing terms.

6x2 LCD Video Wall

Line	Product Code	Description	Qty	List Price	Total
1	1302006	LCD Video Wall Display - 55in, 500nits, 1.7mm Combined	12	\$2,825.00	\$33,900.00
2	2901001	Push/Pull Front Access Video Wall Mount	12	\$1,265.00	\$15,180.00
3	3104009	HDMI over Fiber 4K60 Extender Transmitter and Receiver Kit	3	\$2,065.00	\$6,195.00
6x2 LCD Video Wall TOTAL:					\$55,275.00

Haivision Video Wall Processing with C360 Software

Line	Product Code	Description	Qty	List Price	Total
4	3001022	Command 360 Software on an Alpha FX Core Video Processor with Premium Features	1	\$29,500.00	\$29,500.00
<p>Haivision Command 360 software is integrated with the Alpha FX Core, a multi-4K, IP-enabled video processor designed to deliver extraordinary performance for medium to large control rooms and networked AV environments. The combined power of Command 360 and the Alpha FX Core delivers unmatched situational awareness and real-time decision-making capabilities for mission-critical environments around the world.</p> <p>The Alpha FX Core processor is designed on a Windows 10 IoT Enterprise 2021 LTSC HighEnd architecture and leverages a proprietary FX Graphics Engine to support accelerated graphics processing, 3D rendering, and massive resolutions. A single 4RU Alpha FX Core processor can power up to 48 HD displays (or 12 4K displays) and can capture content from up to 16 4K HDMI sources. It also supports IP video streaming, enabling it to capture and/or stream up to 64 HD (or 16 4K) IP video sources simultaneously.</p> <p>The Alpha FX Core has 7 input/output slots that can be configured to meet specific needs.</p> <p>This option provides access to the premium features in Command 360 and includes a streaming engine license.</p>					
5	3002001	Haivision Alpha FX 4K-4 Output Board	1	\$2,500.00	\$2,500.00
<p>The Alpha FX 4K-4 Output Board is a high-end graphics card that supports up to 4 x 4K displays (or up to 16 x HD displays with additional signal processing).</p>					
6	3003001	Haivision Alpha FX 4K-D Input Board	3	\$8,500.00	\$25,500.00
<p>The Alpha FX 4K-D Input Board is a 4K capture and IP decode card. It features four Mini HDMI inputs and leverages high-density H.264 decoding to support up to 4 x 4K or 16 x HD IP video decodes.</p>					
7	3003002	Haivision Alpha FX 4K-DE Input Board	1	\$10,500.00	\$10,500.00
<p>The Alpha FX 4K-DE Input Board is a 4K capture and IP encode / decode card. It features (4) Mini HDMI inputs and supports up to (4) 4K or (16) HD IP video encodes and decodes, leveraging low-latency H.264 video compression.</p>					
8	3401007	Command 360 Software on a CineAgent 4	1	\$8,000.00	\$8,000.00
<p>Haivision Command 360 software is integrated with the CineAgent 4, a server that enables streaming, interacting, and sharing any web, locally installed, or virtual content across a visual collaboration system in real-time.</p> <p>A single 1RUx1/2 width CineAgent 4 can stream up to four concurrent web applications or one locally installed application, like Zoom, Microsoft Teams, or Microsoft Windows 365, per server into a centralized view. The CineAgent 4 also allows for dynamically setting up and pulling from a pool of applications. The CineAgent 4 is designed on a Windows 10 IoT Enterprise 2021 LTSC Value architecture and is Window 11 ready.</p> <p>An optional VDI Streaming License Upgrade allows for streaming content from virtual desktop infrastructures (VDI) and supports VNC, RDP, SSH, and RFB protocols.</p>					
9	3004003	Haivision Scale4 Video Expander Appliance - (1) DisplayPort 1.2 Input, (4) HDMI Outputs	1	\$3,500.00	\$3,500.00
Includes:					

Line	Product Code	Description	Qty	List Price	Total
- (1) Scale4 video expander appliance with (1) video input via DisplayPort 1.2 and (4) genlock video outputs via HDMI. The appliance features the ability for bezel corrects, rotates, crops, scales, and mirrors; the ability to adjust all scale factors to adapt to input changes; and the ability to create infinite configurations.					
Haivision Video Wall Processing with C360 Software TOTAL:					\$79,500.00

Haivision CineLink Extensions

Line	Product Code	Description	Qty	List Price	Total
10	3101006	CineLink 4K-EL-4 IP Video Encoder, 4-Port with HDMI & Audio Loop-Out	4	\$10,500.00	\$42,000.00
<p>Haivision CineLink 4K-EL-4 is multi-channel IP encoder that supports up to four streams of low-latency 4K video and four zero-latency HDMI loop-outs. It is ideal for sharing large volumes of content for augmenting a visual collaboration system with IP video sources.</p> <p>When combined with CineLink 4K-D decoders or an Alpha FX video processor, CineLink 4K-E-Loop encoders can be used to create a scalable AV/IP system on an existing network. CineLink units are easily managed through the intuitive Command 360 user interface for managing an entire visual collaboration system.</p>					
Haivision CineLink Extensions TOTAL:					\$42,000.00

Audio System

Line	Product Code	Description	Qty	List Price	Total
11	4101007	DSP with 12 Channel Mic/Line Inputs with AEC, 8 Line Outputs, 2 Channels of VoIP, (1) Channel of POTS Telephony, 32x32 Channels of Dante	1	\$5,275.00	\$5,275.00
12	4103006	4-Channel Amplifier, 60W Per Channel, Bridgeable to (1) 120W Channel, 8 ohm/70V/100V Supported	1	\$1,110.00	\$1,110.00
13	4104004	6in Ceiling Speaker, 70V, 120W, White Finish	6	\$225.00	\$1,350.00
Audio System TOTAL:					\$7,735.00

Touch Control System

Line	Product Code	Description	Qty	List Price	Total
14	3501008	NUC Kit with High Performance GPU, No Radio	1	\$3,400.00	\$3,400.00
15	3501010	24" Touch Screen Monitor	1	\$750.00	\$750.00
16	3502018	Device Control Pro	1	\$6,000.00	\$6,000.00
<p>Haivision Device Control Pro allows you to easily control third-party devices directly through the same intuitive Command 360 user interface for managing your entire visual collaboration system. Device Control Pro includes the ability to control audio processors, power switches, signage, cable/satellite tuners, media players, panels, panel controllers, projectors, video splitters, dry contact closure/relay control, and custom devices.</p>					
17	3599006	Device Control Interface, Pack of 4	2	\$750.00	\$1,500.00
Touch Control System TOTAL:					\$11,650.00

Components & Cabling

Line	Product Code	Description	Qty	List Price	Total
18	4401005	42RU Server Rack/Cabinet with 42.13in Depth	1	\$2,685.00	\$2,685.00
42U full-depth pro-grade rack optimal for Alpha-class video wall processors and supporting equipment.					
19	4399013	Edge Gigabit EdgeRouter with Advanced Network Management and Security Features	1	\$120.00	\$120.00

Line	Product Code	Description	Qty	List Price	Total
20	4301022	24-Port Managed Gigabit PoE+ Switch 250W with 4 1G SFP Uplinks TAA Compliant	1	\$690.00	\$690.00
21	4203007	Rackmount Single User KVM Station with Integrated 8Port KVM Switch, Requires Modules for Endpoints	1	\$4,110.00	\$4,110.00
22	4204004	KVM Transmitter - DVI and Dual USB to CAT- Compatible with Raritan MCD-LED17108	1	\$280.00	\$280.00
23	4204007	KVM Transmitter - DP and Dual USB to CAT- Compatible with Raritan MCD-LED17108	1	\$285.00	\$285.00
24	4502003	Rackmount Battery BackUp (UPS) with Real-Time Status Indicator - 2200W Capacity, (8) Nema5-15R Outlets	1	\$2,050.00	\$2,050.00
25	4499001	Rack Blanks, Cable Management, and Rack Power Distribution	2	\$510.00	\$1,020.00
26	4799002	Project Cabling Infrastructure	4	\$1,440.00	\$5,760.00
27	4799001	Interconnect Cables, Connectors, Adapters	2	\$1,440.00	\$2,880.00
Components & Cabling TOTAL:					\$19,880.00

Onsite Spare Parts

Line	Product Code	Description	Qty	List Price	Total
28	1302006	LCD Video Wall Display - 55in, 500nits, 1.7mm Combined	1	\$2,825.00	\$2,825.00
29	3005001	Haivision Alpha FX Core Video Wall Processor Spare Parts Package	1	\$2,500.00	\$2,500.00
<p>The Alpha FX Core Spare Parts Kit supplies your Alpha FX Core video wall processor with replacement parts for critical components, including a PSU blade, RAM stick, SSD, and fan.</p>					
Onsite Spare Parts TOTAL:					\$5,325.00

Haivision MCS Technical Services

Line	Product Code	Description	Qty	List Price	Total
30	6001001	Haivision Engineering Service, 1 Hour	18	\$220.00	\$3,960.00
<p>System engineering provides the final system design validation and installation materials generation prior to the equipment fulfillment and installation. The assigned engineer will work with the Account Manager and review the conceptual design and produce a final system design, drawings and installation package for the Haivision Project Manager and Technicians. The Engineer also may provide trade coordination and technical support for Haivision Personnel. - System Bill of Materials Final Validation - System Installation Line Diagrams - Floor Plan, Reflected Ceiling Plan and Equipment Location Diagrams (As Needed) - Rack Layout Diagrams - Cable Run List and Label Generation - Equipment IP Address List Generation - Control System and Audio DSP Programming or Coordination - Site and Installation Trade Coordination - Support for Technicians and Project Managers During Installation</p>					
31	6002001	Haivision Integrated Systems Documentation, 1 Hour	8	\$145.00	\$1,160.00
<p>Upon completion and System Acceptance a final documentation package will be produced from the field updated installation drawings and notes. This package reflects the final installation and will be the documents of record for the project. A copy of these documents will be sent to the Client as well as kept by Haivision for reference. The following will be completed during the final documentation phase and will be sent to the Client within approximately 30 days of system completion. - Update Installation Diagrams to As-Built Status - Compile Installation Information such as: - Equipment Serial Numbers - System Passwords - IP addresses - Installation Notes - Add Haivision Alpha and other Haivision User Manuals to Documentation - Add Warranty Information to Documentation - Compile Latest Control system Programming Code (If Applicable) - Compile Latest Audio System Configuration Files (If Applicable) - Create Final Installation CD and Send to Client</p>					
32	6003001	Haivision Project Management Service, 1 Hour	28	\$220.00	\$6,160.00
33	6004001	Haivision Project Staging & Pre-Deployment QA, 1 Hour	40	\$145.00	\$5,800.00
34	6005001	Haivision Installation Service, 1 Tech, 1 Day	10	\$2,300.00	\$23,000.00

Line	Product Code	Description	Qty	List Price	Total
Haivision expert-level field systems installation and integration. Our industry-veteran techs are Haivision-authorized to complete the most demanding installations with professional-grade results.					
35	6006001	Haivision Commissioning Services, 1 Tech, 1 Day	1	\$2,300.00	\$2,300.00
Haivision Onsite Commissioning includes a dedicated expert-level technician to provide an in-depth system performance verification process before turnover to the end users. This process may include but is not limited to: - Compliance with Haivision installation best practice protocols - System documentation verification - Equipment inventory verification - Equipment rack cleanliness and cable management check. - Video wall display alignment & calibration validation (if applicable). - Adjust Audio system parameters and performance test (if applicable). - VTC system configuration and test (if applicable) - Confirmation of control system programming functionality (touch panel design, system layouts, source routing, 3rd party device control) - Identification and resolution of issues caused by defective products, cabling, or configuration errors. *For more complex installations, a custom commissioning plan may be developed.					
36	6007001	Haivision User Training, 1 Day	1	\$1,900.00	\$1,900.00
Haivision technicians are trained professionals who will custom-tailor this one-on-one training session to the unique parameters of your project. This training session is designed to bring essential technical support and system operators up to speed on your system's design, operation, interface, and basic maintenance best practices. Please set aside at least one morning or afternoon on the final day of installation for your training session. Depending on system size, complexity, and the number of participants, session can last from 2-8 hours. Note: 8 hours of training is the maximum allowed for one session. Supplementary training options are available. Please contact your Haivision Project Manager or Account Manager for further details. **Note: Offered only with purchase of install.					
Haivision MCS Technical Services TOTAL:					\$44,280.00

Insured Freight & Packaging Services

Line	Product Code	Description	Qty	List Price	Total
38	6201002	Logistics Service	1	\$4,000.00	\$4,000.00
Includes crating, handling, and insured-shipping service costs					
Insured Freight & Packaging Services TOTAL:					\$4,000.00

GuardianCare

Line	Product Code	Description	Qty	Subscription Term	List Price	Total
37	6101001	Haivision GuardianCare 24/7 Protection Program (Travel Included - CONUS & Canada Only)	1	12	\$26,093.25	\$26,093.25
<p>The Haivision GuardianCare 24/7 Protection Program (Travel Included - CONUS & Canada Only) provides support coverage via remote and on-site personnel from Haivision's Support Desk and provides proactive support when possible. The following features are provided:</p> <ol style="list-style-type: none"> 24/7 Phone Support: GuardianCare Support personnel are available 24 hours a day, 7 days a week, 365 days a year. GuardianCare Portal: GuardianCare members have exclusive access to the GuardianCare Support Portal to submit tickets, access articles with answers to frequent questions, as well as access the latest CineNet software and documentation. On-Site Support: With GuardianCare your organization has access to two on-site support visits per year. These complimentary visits may be used for preventative maintenance to ensure optimal system performance, upgrades, or emergency dispatch for hands-on assistance with an issue. Service Level Objectives: As a GuardianCare member, you can count on guaranteed response times depending on the severity of the issue. Free Software Updates: GuardianCare members receive free access to all updates within your current major version release of Haivision software platform, so you do not have to wait to leverage the latest features and capabilities. Discounted Software Upgrades: GuardianCare members receive discounts on all major upgrades to the Haivision software platform. When a major upgrade is deployed, Haivision will provide a remote training session to review new functionality and features. Extended Limited Warranty: All Haivision manufactured products, except for displays, are covered against defects in materials and workmanship under normal use for up to five years. Haivision-manufactured displays are covered for up to three years. This warranty does not extend to any third-party goods or services. However, as a GuardianCare member, our Support team will provide basic support for third-party products. 						

Packet page:...

Line	Product Code	Description	Qty	Subscription Term	List Price	Total
8. Basic Support for Third-Party Products: As a GuardianCare member, you have access to basic support services for third-party products integrated by Haivision. Our Support team can provide remote diagnostics, troubleshooting, and connect your organization with third-party manufacturers for warranty-related coordination.						
GuardianCare TOTAL:						\$26,093.25

AV System List Price Total: \$295,738.25

Line	Product Code	Description	QTY	List Price	Total
1	DUNRTCC-CTA	<p><u>CONSOLE TYPE A</u> <u>ELITE AIR 24/7 - 2x OP SIT/STAND</u> <u>DIMENSIONS: 61.4" x 35.4" x 29.3" - 49.0"</u></p> <p>-<u>FOOT CABINET 1 PC RIGHT & LEFT</u> -<u>PULL OUT SHELF FOR 1 PC CABINET FOOT 2</u> -<u>FOOT 3 DRAWERS CENTRAL 1</u> -<u>MODESTY PANEL 1800 CAB 1PC-CAB 2PC 2</u> -<u>STRAIGHT WORKSURFACE 1800 LED 2</u> <u>NOV-ARM SUPPORT 3XMONITOR CLU II SILVER CB 2</u> <u>IBC*-PDU 10x 2</u> <u>IBC CABLE -WIELAND 3AWG-14 LH BLACK 3M 2</u> -<u>POWER SUPPLY BOX 12V 75W 8 EXIT 2WAYS 2</u> <u>LED KIT BLUE WORKSURFACE CORNER (X2) 4</u> <u>LED KIT BLUE FOOT CAB 1PC RIGHT/LEFT 2</u> <u>LED KIT BLUE DRAW CEN/RIGHT/LEFT 1</u> <u>CBL-IEC-C13 NEMA-5-15P SVT 18/3AWG 10A 0.4M BLACK 2</u> <u>CBL-IEC-C13 NEMA-5-15P SVT 18/3AWG 10A BLACK 1M</u></p>	1	\$22,004.13	\$22,004.13
2	DUNRTCC-CON	<p><u>CUSTOM ROLE-CALL TABLE</u> <u>ELITE*-10x OPERATORS CONVEX CURVE D815MM</u> <u>DIMENSIONS: 295.27" (curved) x 32.0" x 29.3"</u></p> <p><u>FOOT RIGHT, CENTRAL & LEFT 31.5</u> -<u>FRAME DUCT 2C 59.05</u> -<u>ANGULAR DUCT 2.5</u> -<u>WORKSURFACE L INSTRA R STRAIGHT 59.05</u> -<u>WORKSURFACE L STRAIGHT R CONV 2,5 59.05</u> -<u>WORKSURFACE L CONV 2.5 R CONV 2,5 59.05</u> -<u>WORKSURFACE L CONV 2.5 R STRAIGHT 59.05</u> <u>IBC-POWER STRIP ENERGY & DATA</u> <u>IBC*-INTRO2 POWER AND DATA STRIP</u> <u>IBC-CABLE -WIELAND 3AWG-14 LH BLACK 3M</u> -<u>WORKSURFACE L STRAIGHT R INSTRA 59.05</u></p>	1	\$27,804.61	\$27,804.61
3	LPRF25KIVA	<p><u>1.25" Raised Flooring</u> - <u>Flex 125 -244 Sq. ft. includes 62 pcs 24" x 24" 1/2" panels, modular base, corner clamps, screws and mastic</u> - <u>Flex 125 -80 Sq. ft. includes 20 pcs 1/2" panels, modular base, corner clamps, screws and mastic.</u> - <u>Flex 125 ADA Straight Ramp 23.5" x 15" deep x 1.25" H</u> - <u>Flex125 ADA 90° Inside Corner Ramp 35.25 x 35.25 x 15" deep x 1.25" H</u> - <u>4 Trac Modular Duplex Outlet [20 Amp receptacle] Circuit 1</u> - <u>4 Trac Modular Duplex Outlet [20 Amp Receptacle] Circuit 2</u> - <u>Loop Modular Carpet Tile Twilight Dawn 7599 Ecoflex ICT 24" x 24"</u> - <u>Enpress Releasable modular carpet adhesive 4 Gal pail</u> - <u>Cove Base Vinyl Laminate Black 4 in. x 0.080 in. x 48 in</u> - <u>Wall Cove Base (16-Pieces 64" per carton)</u> - <u>Cove base adhesive- Roberts 7200 30 fl. oz. Wall and Cove Base Adhesive in Cartridge Tube 55 lin. Ft</u></p>	1	\$26,059.92	\$26,059.92
4	FCRPMDT	<u>Project Management & Documentation</u>	1	\$5,000.00	\$5,000.00
5	FCRINSTALL	<u>Certified Console Installation (One Site Visit Mobilization) Extended work hours requested 2-3 days onsite (Per Diem and travel included)</u>	1	\$3,500.00	\$3,500.00
6	FCRDELIVER	<u>Console Hand Crating, Heavy-Duty Wooden Shipping Crated and Delivery to Loading Dock - Small Delivery</u>	1	\$9,500.00	\$9,500.00

Console & Floor List Price Total: \$93,868.66